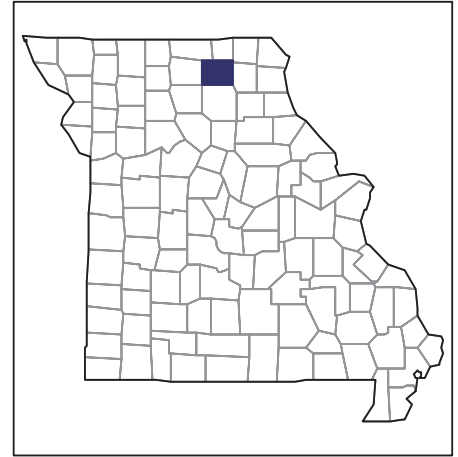


2007 CENSUS OF AGRICULTURE



Adair County – Missouri

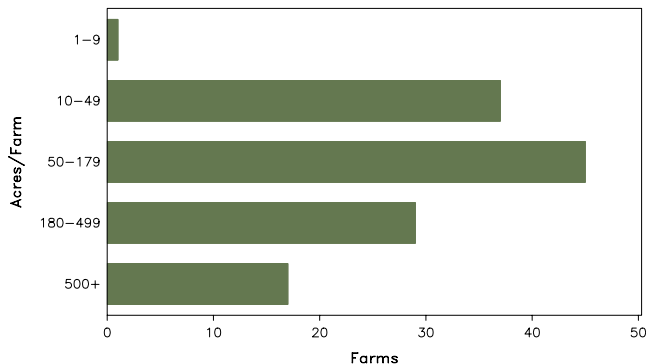
Farms with Women Principal Operators Compared with All Farms

	Women Principal Operators	All Farms
Number of Farms	129	944
Land in Farms	25,021 acres	279,855 acres
Average Size of Farm	194 acres	296 acres
Market Value of Products Sold	\$1,527,000	\$33,413,000
Crop Sales	\$710,000	\$18,041,000
Livestock Sales	\$817,000	\$15,371,000
Average Per Farm	\$11,835	\$35,395
Government Payments	\$419,000	\$3,309,000
Average Per Farm Receiving Payments	\$6,247	\$7,011

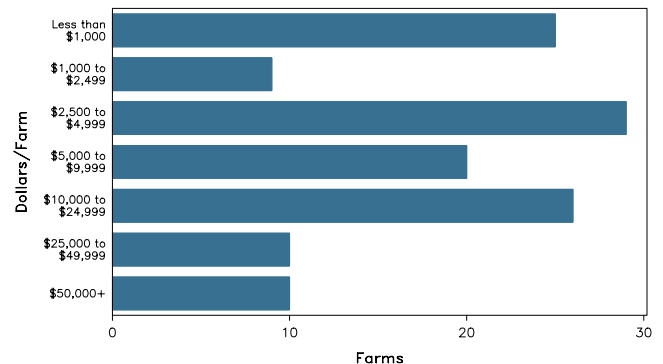
See footnotes on reverse page.

Farms with Women Principal Operators

Farms by Size



Farms by Economic Size



2007 CENSUS OF AGRICULTURE

Adair County – Missouri Farms with Women Principal Operators

Selected Highlights

Item	Farms	Quantity
MARKET VALUE OF AGRICULTURAL PRODUCTS SOLD (\$1,000)		
Total value of agricultural products sold	129	1,527
Value of crops including nursery and greenhouse	46	710
Value of livestock, poultry, and their products	48	817
VALUE OF SALES BY COMMODITY GROUP (\$1,000)		
Grains, oilseeds, dry beans, and dry peas	14	562
Tobacco	-	-
Cotton and cottonseed	-	-
Vegetables, melons, potatoes and sweet potatoes	-	-
Fruits, tree nuts, and berries	-	-
Nursery, greenhouse, floriculture, and sod	1	(D)
Cut Christmas trees and short rotation woody crops	-	-
Other crops and hay	36	(D)
Poultry and eggs	7	4
Cattle and calves	38	770
Milk and other dairy products from cows	2	(D)
Hogs and pigs	3	(D)
Sheep, goats, and their products	5	2
Horses, ponies, mules, burros, and donkeys	9	27
Aquaculture	-	-
Other animals and other animal products	-	-
TOP CROP ITEMS (acres)		
Forage - land used for all hay and haylage, grass silage, and greenchop	61	3,852
Soybeans for beans	12	1,405
Corn for grain	6	273
Wheat for grain, all	1	(D)
Corn for silage or greenchop	1	(D)
TOP LIVESTOCK INVENTORY ITEMS (number)		
Cattle and calves	46	1,954
Horses and ponies	29	236
Layers	7	172
Ducks	4	88
Sheep and lambs	4	64

Operator Characteristics

Item	Quantity
Primary occupation:	
Farming	53
Other	76
Days worked off farm:	
None	67
Any	62
Years on present farm:	
2 years or less	2
3 to 4 years	8
5 to 9 years	18
10 years or more	101
Age group:	
Under 45 years	7
45 to 64 years	53
65 years and over	69
Average age of principal operator (years)	65.5

Economic Characteristics

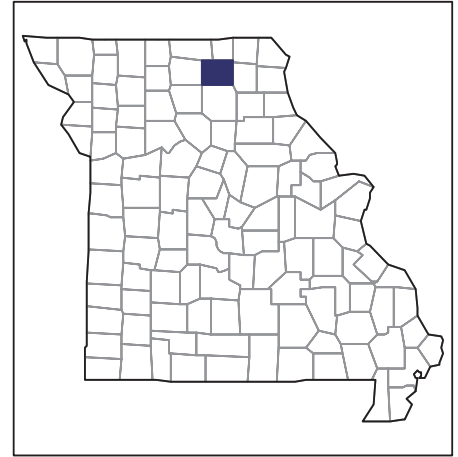
Item	Quantity
Farms by value of sales:	
Less than \$1,000	65
\$1,000 to \$2,499	10
\$2,500 to \$4,999	11
\$5,000 to \$9,999	9
\$10,000 to \$49,999	24
\$50,000 to \$99,999	6
\$100,000 to \$249,999	4
\$250,000 to \$499,999	-
\$500,000 or more	-
Total farm production expenses (\$1,000)	1,767
Average per farm (\$)	13,698
Net cash farm income of operation (\$1,000)	415
Average per farm (\$)	3,220
Value of agricultural products sold directly to individuals for human consumption (\$1,000)	(D)
Total organic product sales (\$1,000)	-
Total income from farm-related sources, gross before taxes and expenses (\$1,000)	237

See "Census of Agriculture, Volume 1, Geographic Area Series" for complete footnotes, explanations, definitions, and methodology.
(D) Cannot be disclosed. (Z) Less than half of the unit shown.

2007 CENSUS OF AGRICULTURE

Adair County – Missouri

Farms with Spanish, Hispanic, or Latino Operators Compared with All Farms



Data are not available at this geographic level for farms with Spanish, Hispanic, or Latino operators.



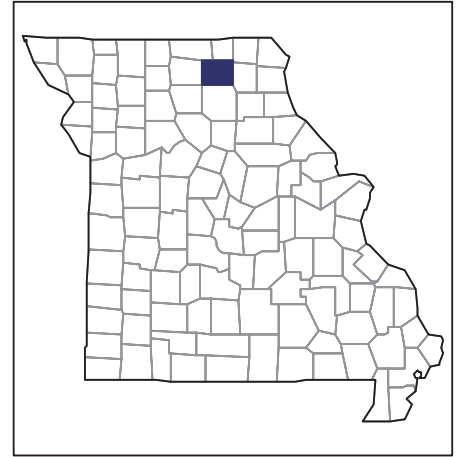
United States Department of Agriculture
National Agricultural Statistics Service

www.agcensus.usda.gov

2007 CENSUS OF AGRICULTURE

Adair County – Missouri

Farms with American Indian or Alaska Native Operators Compared with All Farms



Data are not available at this geographic level for farms with American Indian or Alaska Native operators.



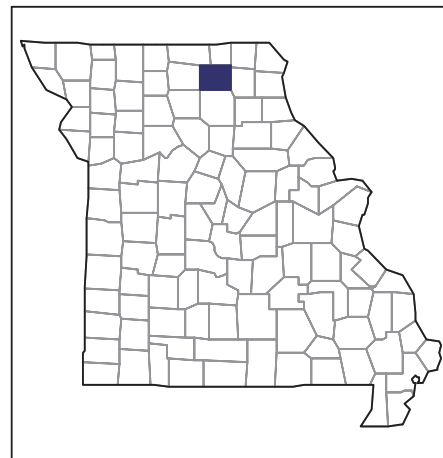
United States Department of Agriculture
National Agricultural Statistics Service

www.agcensus.usda.gov

2007 CENSUS OF AGRICULTURE

Adair County – Missouri

**Farms with Asian Operators
Compared with All Farms**



Data are not available at this geographic level for farms with Asian operators.



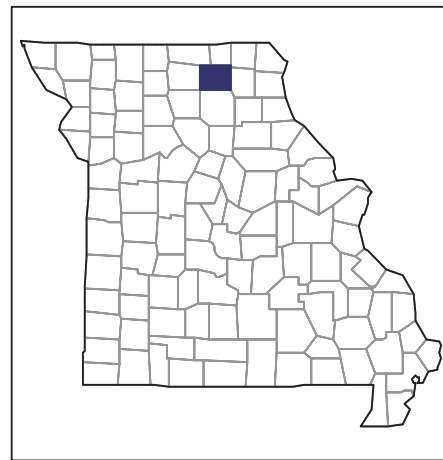
United States Department of Agriculture
National Agricultural Statistics Service

www.agcensus.usda.gov

2007 CENSUS OF AGRICULTURE

Adair County – Missouri

Farms with Black or African American Operators Compared with All Farms



Data are not available at this geographic level for farms with Black or African American operators.



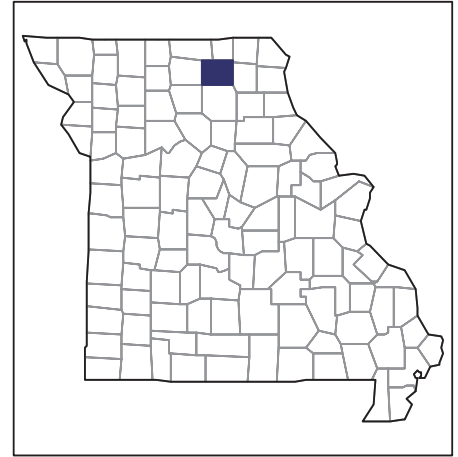
United States Department of Agriculture
National Agricultural Statistics Service

www.agcensus.usda.gov

2007 CENSUS OF AGRICULTURE

Adair County – Missouri

Farms with Native Hawaiian or Other Pacific Islander Operators Compared with All Farms



Data are not available at this geographic level for farms with Native Hawaiian or Other Pacific Islander operators.



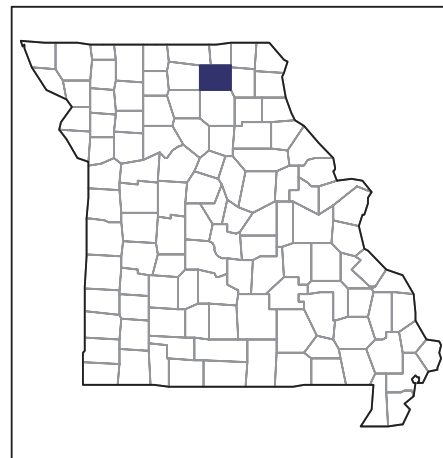
United States Department of Agriculture
National Agricultural Statistics Service

www.agcensus.usda.gov

2007 CENSUS OF AGRICULTURE

Adair County – Missouri

**Farms with White Operators
Compared with All Farms**



Data are not available at this geographic level for farms with White operators.



United States Department of Agriculture
National Agricultural Statistics Service

www.agcensus.usda.gov

