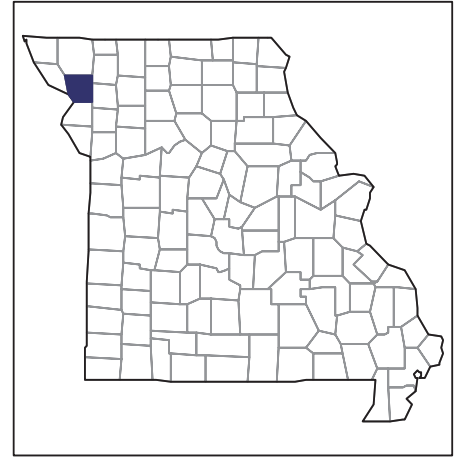


2007 CENSUS OF AGRICULTURE



Andrew County – Missouri

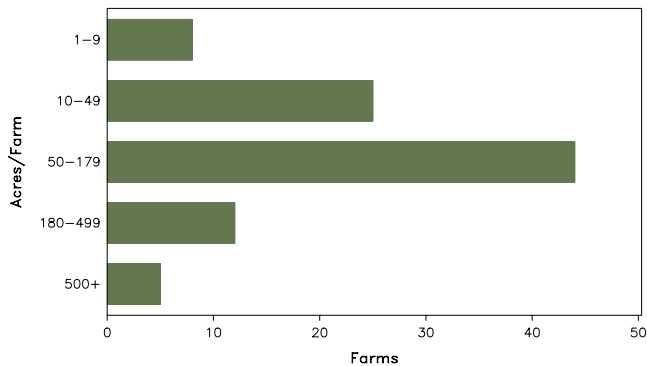
Farms with Women Principal Operators Compared with All Farms

	Women Principal Operators	All Farms
Number of Farms	94	988
Land in Farms	12,192 acres	238,559 acres
Average Size of Farm	130 acres	241 acres
Market Value of Products Sold	\$1,748,000	\$54,757,000
Crop Sales	\$1,487,000	\$40,516,000
Livestock Sales	\$261,000	\$14,241,000
Average Per Farm	\$18,600	\$55,422
Government Payments	\$293,000	\$3,938,000
Average Per Farm Receiving Payments	\$4,806	\$5,903

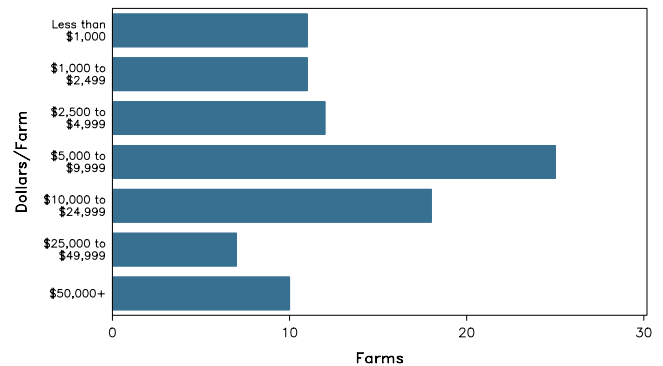
See footnotes on reverse page.

Farms with Women Principal Operators

Farms by Size



Farms by Economic Size



2007 CENSUS OF AGRICULTURE

Andrew County – Missouri Farms with Women Principal Operators

Selected Highlights

Item	Farms	Quantity
MARKET VALUE OF AGRICULTURAL PRODUCTS SOLD (\$1,000)		
Total value of agricultural products sold	94	1,748
Value of crops including nursery and greenhouse	45	1,487
Value of livestock, poultry, and their products	32	261
VALUE OF SALES BY COMMODITY GROUP (\$1,000)		
Grains, oilseeds, dry beans, and dry peas	33	1,420
Tobacco	-	-
Cotton and cottonseed	-	-
Vegetables, melons, potatoes and sweet potatoes	4	28
Fruits, tree nuts, and berries	-	-
Nursery, greenhouse, floriculture, and sod	2	(D)
Cut Christmas trees and short rotation woody crops	-	-
Other crops and hay	11	(D)
Poultry and eggs	3	(D)
Cattle and calves	21	197
Milk and other dairy products from cows	-	-
Hogs and pigs	-	-
Sheep, goats, and their products	2	(D)
Horses, ponies, mules, burros, and donkeys	9	59
Aquaculture	-	-
Other animals and other animal products	-	-
TOP CROP ITEMS (acres)		
Soybeans for beans	26	3,487
Corn for grain	16	1,113
Forage - land used for all hay and haylage, grass silage, and greenchop	23	546
Vegetables harvested for sale	2	(D)
Beans, snap	2	(D)
TOP LIVESTOCK INVENTORY ITEMS (number)		
Cattle and calves	21	416
Horses and ponies	12	91
Goats, all	4	72
Layers	3	50

Operator Characteristics

Item	Quantity
Primary occupation:	
Farming	26
Other	68
Days worked off farm:	
None	48
Any	46
Years on present farm:	
2 years or less	4
3 to 4 years	6
5 to 9 years	12
10 years or more	72
Age group:	
Under 45 years	10
45 to 64 years	28
65 years and over	56
Average age of principal operator (years)	64.0

Economic Characteristics

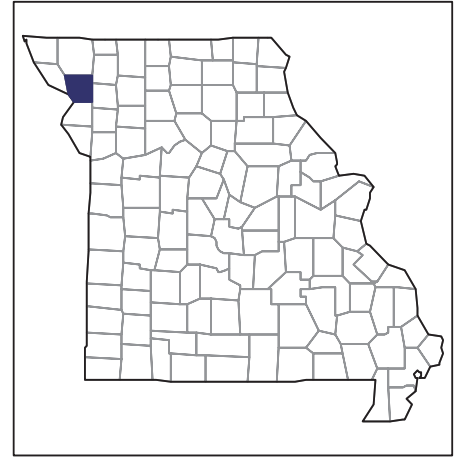
Item	Quantity
Farms by value of sales:	
Less than \$1,000	36
\$1,000 to \$2,499	8
\$2,500 to \$4,999	9
\$5,000 to \$9,999	13
\$10,000 to \$49,999	21
\$50,000 to \$99,999	5
\$100,000 to \$249,999	1
\$250,000 to \$499,999	1
\$500,000 or more	-
Total farm production expenses (\$1,000)	1,725
Average per farm (\$)	18,348
Net cash farm income of operation (\$1,000)	459
Average per farm (\$)	4,883
Value of agricultural products sold directly to individuals for human consumption (\$1,000)	(D)
Total organic product sales (\$1,000)	-
Total income from farm-related sources, gross before taxes and expenses (\$1,000)	142

See "Census of Agriculture, Volume 1, Geographic Area Series" for complete footnotes, explanations, definitions, and methodology.
(D) Cannot be disclosed. (Z) Less than half of the unit shown.

2007 CENSUS OF AGRICULTURE

Andrew County – Missouri

Farms with Spanish, Hispanic, or Latino Operators Compared with All Farms



Data are not available at this geographic level for farms with Spanish, Hispanic, or Latino operators.



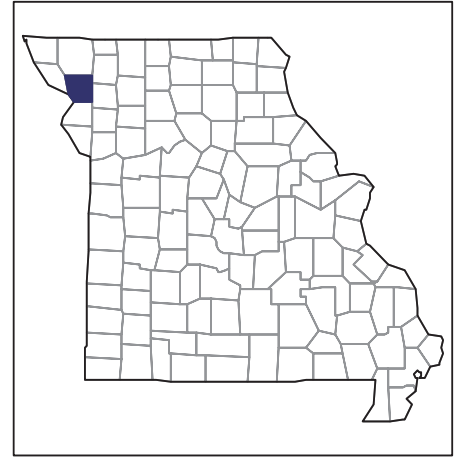
United States Department of Agriculture
National Agricultural Statistics Service

www.agcensus.usda.gov

2007 CENSUS OF AGRICULTURE

Andrew County – Missouri

Farms with American Indian or Alaska Native Operators Compared with All Farms



Data are not available at this geographic level for farms with American Indian or Alaska Native operators.



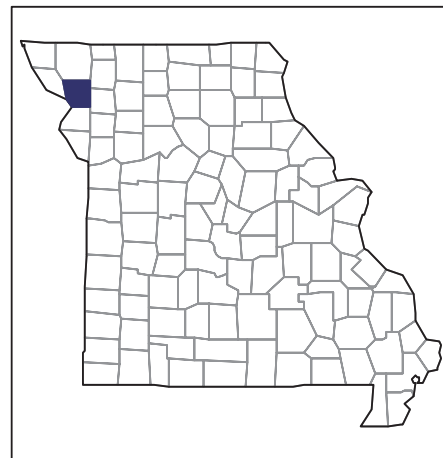
United States Department of Agriculture
National Agricultural Statistics Service

www.agcensus.usda.gov

2007 CENSUS *OF* **AGRICULTURE**

Andrew County – Missouri

**Farms with Asian Operators
Compared with All Farms**



Data are not available at this geographic level for farms with Asian operators.



United States Department of Agriculture
National Agricultural Statistics Service

www.agcensus.usda.gov

2007 CENSUS OF AGRICULTURE

Andrew County – Missouri

Farms with Black or African American Operators Compared with All Farms



Data are not available at this geographic level for farms with Black or African American operators.



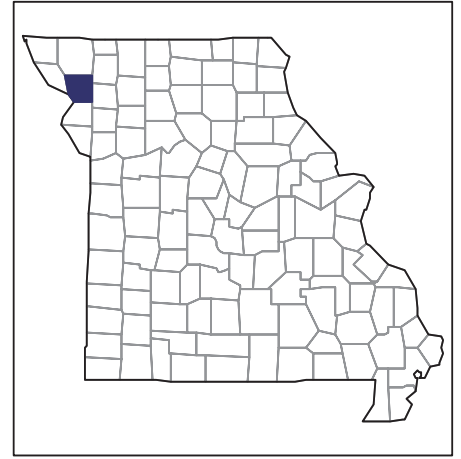
United States Department of Agriculture
National Agricultural Statistics Service

www.agcensus.usda.gov

2007 CENSUS *OF* **AGRICULTURE**

Andrew County – Missouri

Farms with Native Hawaiian or Other Pacific Islander Operators Compared with All Farms



Data are not available at this geographic level for farms with Native Hawaiian or Other Pacific Islander operators.



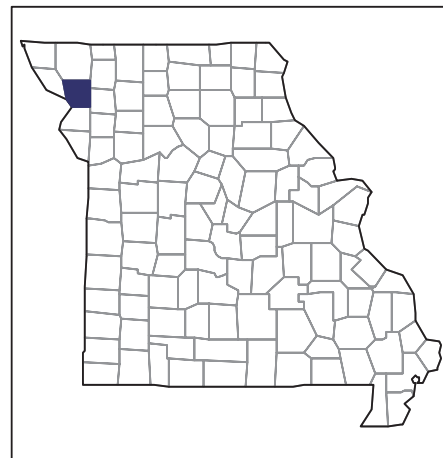
United States Department of Agriculture
National Agricultural Statistics Service

www.agcensus.usda.gov

2007 CENSUS *OF* **AGRICULTURE**

Andrew County – Missouri

**Farms with White Operators
Compared with All Farms**



Data are not available at this geographic level for farms with White operators.



United States Department of Agriculture
National Agricultural Statistics Service

www.agcensus.usda.gov

