

2007 CENSUS OF AGRICULTURE



Audrain County – Missouri

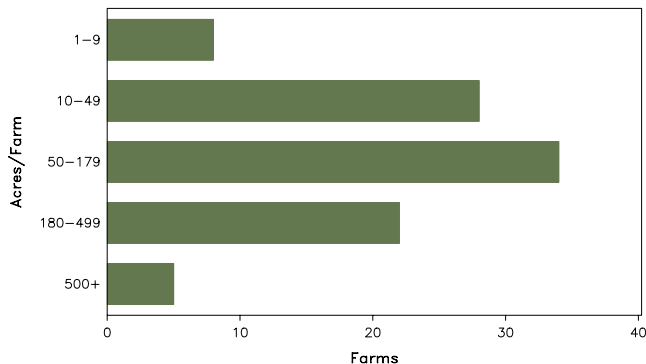
Farms with Women Principal Operators Compared with All Farms

	Women Principal Operators	All Farms
Number of Farms	97	1,102
Land in Farms	14,156 acres	424,880 acres
Average Size of Farm	146 acres	386 acres
Market Value of Products Sold	\$2,013,000	\$136,611,000
Crop Sales	\$1,354,000	\$89,405,000
Livestock Sales	\$659,000	\$47,206,000
Average Per Farm	\$20,752	\$123,967
Government Payments	\$267,000	\$6,482,000
Average Per Farm Receiving Payments	\$4,233	\$9,053

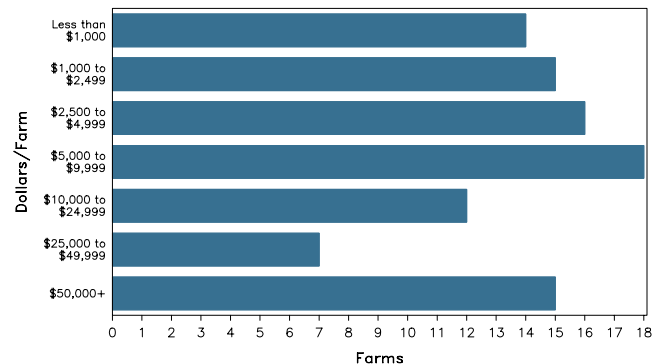
See footnotes on reverse page.

Farms with Women Principal Operators

Farms by Size



Farms by Economic Size



2007 CENSUS OF AGRICULTURE

Audrain County – Missouri Farms with Women Principal Operators

Selected Highlights

Item	Farms	Quantity
MARKET VALUE OF AGRICULTURAL PRODUCTS SOLD (\$1,000)		
Total value of agricultural products sold	97	2,013
Value of crops including nursery and greenhouse	42	1,354
Value of livestock, poultry, and their products	47	659
VALUE OF SALES BY COMMODITY GROUP (\$1,000)		
Grains, oilseeds, dry beans, and dry peas	25	1,194
Tobacco	-	-
Cotton and cottonseed	-	-
Vegetables, melons, potatoes and sweet potatoes	7	11
Fruits, tree nuts, and berries	5	56
Nursery, greenhouse, floriculture, and sod	4	26
Cut Christmas trees and short rotation woody crops	-	-
Other crops and hay	13	66
Poultry and eggs	12	11
Cattle and calves	32	456
Milk and other dairy products from cows	4	90
Hogs and pigs	4	(D)
Sheep, goats, and their products	5	(D)
Horses, ponies, mules, burros, and donkeys	6	23
Aquaculture	-	-
Other animals and other animal products	8	51
TOP CROP ITEMS (acres)		
Soybeans for beans	20	2,120
Forage - land used for all hay and haylage, grass silage, and greenchop	31	1,663
Corn for grain	16	1,395
Sorghum for grain	8	454
Wheat for grain, all	12	375
TOP LIVESTOCK INVENTORY ITEMS (number)		
Cattle and calves	38	1,434
Layers	10	413
Sheep and lambs	6	279
Horses and ponies	24	170
Hogs and pigs	3	(D)

Operator Characteristics

Item	Quantity
Primary occupation:	
Farming	40
Other	57
Days worked off farm:	
None	51
Any	46
Years on present farm:	
2 years or less	-
3 to 4 years	11
5 to 9 years	19
10 years or more	67
Age group:	
Under 45 years	16
45 to 64 years	38
65 years and over	43
Average age of principal operator (years)	62.5

Economic Characteristics

Item	Quantity
Farms by value of sales:	
Less than \$1,000	40
\$1,000 to \$2,499	10
\$2,500 to \$4,999	6
\$5,000 to \$9,999	12
\$10,000 to \$49,999	14
\$50,000 to \$99,999	7
\$100,000 to \$249,999	8
\$250,000 to \$499,999	-
\$500,000 or more	-
Total farm production expenses (\$1,000)	1,820
Average per farm (\$)	18,764
Net cash farm income of operation (\$1,000)	710
Average per farm (\$)	7,324
Value of agricultural products sold directly to individuals for human consumption (\$1,000)	(D)
Total organic product sales (\$1,000)	(D)
Total income from farm-related sources, gross before taxes and expenses (\$1,000)	251

See "Census of Agriculture, Volume 1, Geographic Area Series" for complete footnotes, explanations, definitions, and methodology.
(D) Cannot be disclosed. (Z) Less than half of the unit shown.

2007 CENSUS *OF* **AGRICULTURE**

Audrain County – Missouri

Farms with Spanish, Hispanic, or Latino Operators Compared with All Farms



Data are not available at this geographic level for farms with Spanish, Hispanic, or Latino operators.



United States Department of Agriculture
National Agricultural Statistics Service

www.agcensus.usda.gov

2007 CENSUS OF AGRICULTURE

Audrain County – Missouri

Farms with American Indian or Alaska Native Operators Compared with All Farms



Data are not available at this geographic level for farms with American Indian or Alaska Native operators.



United States Department of Agriculture
National Agricultural Statistics Service

www.agcensus.usda.gov

2007 CENSUS *OF* **AGRICULTURE**

Audrain County – Missouri

**Farms with Asian Operators
Compared with All Farms**



Data are not available at this geographic level for farms with Asian operators.



United States Department of Agriculture
National Agricultural Statistics Service

www.agcensus.usda.gov

2007 CENSUS OF AGRICULTURE

Audrain County – Missouri

Farms with Black or African American Operators Compared with All Farms



Data are not available at this geographic level for farms with Black or African American operators.



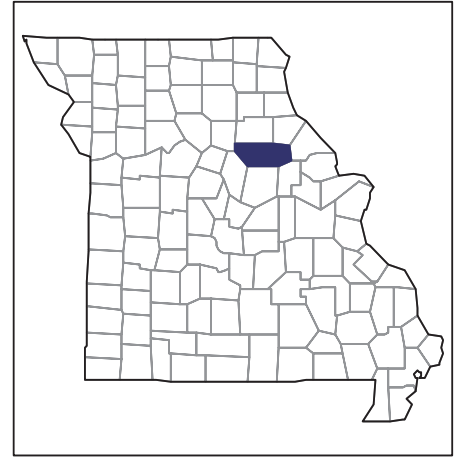
United States Department of Agriculture
National Agricultural Statistics Service

www.agcensus.usda.gov

2007 CENSUS *OF* AGRICULTURE

Audrain County – Missouri

Farms with Native Hawaiian or Other Pacific Islander Operators Compared with All Farms



Data are not available at this geographic level for farms with Native Hawaiian or Other Pacific Islander operators.



United States Department of Agriculture
National Agricultural Statistics Service

www.agcensus.usda.gov

2007 CENSUS OF AGRICULTURE

Audrain County – Missouri

**Farms with White Operators
Compared with All Farms**



Data are not available at this geographic level for farms with White operators.



United States Department of Agriculture
National Agricultural Statistics Service

www.agcensus.usda.gov

