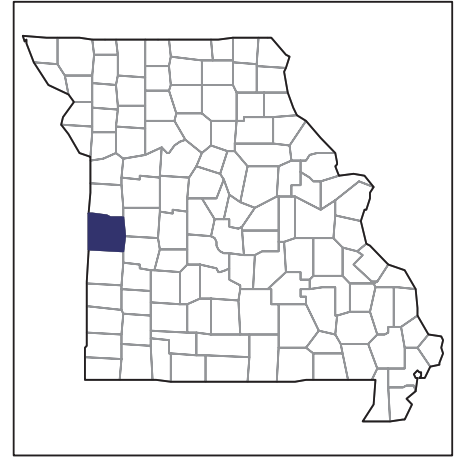


2007 CENSUS OF AGRICULTURE



Bates County – Missouri

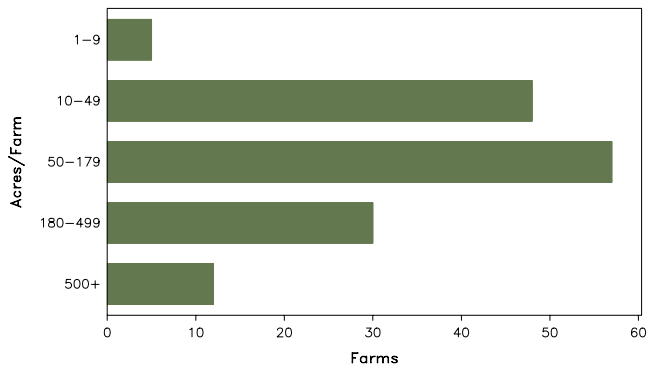
Farms with Women Principal Operators Compared with All Farms

	Women Principal Operators	All Farms
Number of Farms	152	1,345
Land in Farms	26,657 acres	473,781 acres
Average Size of Farm	175 acres	352 acres
Market Value of Products Sold	\$2,853,000	\$88,045,000
Crop Sales	\$1,052,000	\$49,679,000
Livestock Sales	\$1,800,000	\$38,366,000
Average Per Farm	\$18,767	\$65,461
Government Payments	\$272,000	\$3,804,000
Average Per Farm Receiving Payments	\$3,401	\$5,373

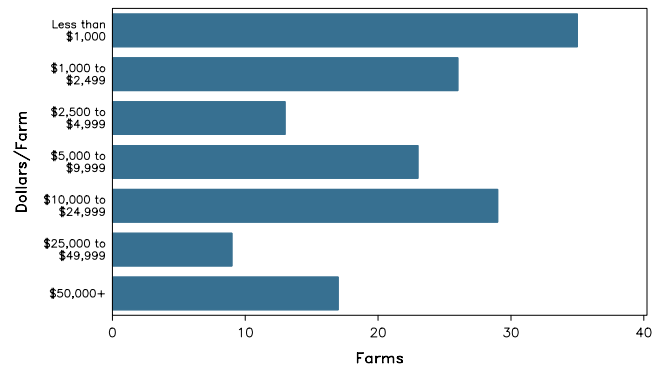
See footnotes on reverse page.

Farms with Women Principal Operators

Farms by Size



Farms by Economic Size



2007 CENSUS OF AGRICULTURE

Bates County – Missouri Farms with Women Principal Operators

Selected Highlights

Item	Farms	Quantity
MARKET VALUE OF AGRICULTURAL PRODUCTS SOLD (\$1,000)		
Total value of agricultural products sold	152	2,853
Value of crops including nursery and greenhouse	63	1,052
Value of livestock, poultry, and their products	82	1,800
VALUE OF SALES BY COMMODITY GROUP (\$1,000)		
Grains, oilseeds, dry beans, and dry peas	27	849
Tobacco	-	-
Cotton and cottonseed	-	-
Vegetables, melons, potatoes and sweet potatoes	-	-
Fruits, tree nuts, and berries	2	(D)
Nursery, greenhouse, floriculture, and sod	-	-
Cut Christmas trees and short rotation woody crops	-	-
Other crops and hay	40	(D)
Poultry and eggs	15	6
Cattle and calves	68	1,239
Milk and other dairy products from cows	3	(D)
Hogs and pigs	3	(D)
Sheep, goats, and their products	3	1
Horses, ponies, mules, burros, and donkeys	12	(D)
Aquaculture	-	-
Other animals and other animal products	4	3
TOP CROP ITEMS (acres)		
Forage - land used for all hay and haylage, grass silage, and greenchop	81	5,626
Soybeans for beans	21	1,884
Corn for grain	14	1,462
Wheat for grain, all	11	566
Field and grass seed crops, all	3	275
TOP LIVESTOCK INVENTORY ITEMS (number)		
Cattle and calves	75	4,990
Hogs and pigs	3	(D)
Horses and ponies	45	355
Layers	18	285
Rabbits and their pelts	3	44

Operator Characteristics

Item	Quantity
Primary occupation:	
Farming	61
Other	91
Days worked off farm:	
None	72
Any	80
Years on present farm:	
2 years or less	10
3 to 4 years	11
5 to 9 years	28
10 years or more	103
Age group:	
Under 45 years	24
45 to 64 years	62
65 years and over	66
Average age of principal operator (years)	61.6

Economic Characteristics

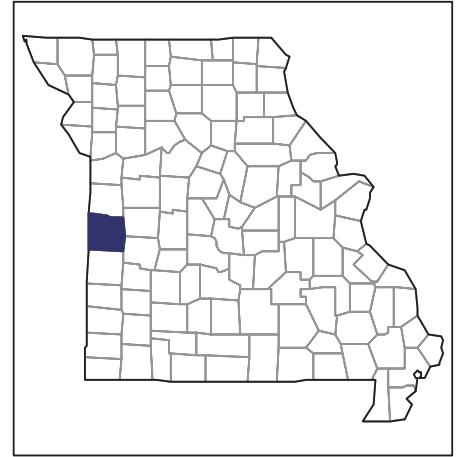
Item	Quantity
Farms by value of sales:	
Less than \$1,000	58
\$1,000 to \$2,499	20
\$2,500 to \$4,999	6
\$5,000 to \$9,999	20
\$10,000 to \$49,999	31
\$50,000 to \$99,999	11
\$100,000 to \$249,999	4
\$250,000 to \$499,999	2
\$500,000 or more	-
Total farm production expenses (\$1,000)	2,401
Average per farm (\$)	15,799
Net cash farm income of operation (\$1,000)	(D)
Average per farm (\$)	(D)
Value of agricultural products sold directly to individuals for human consumption (\$1,000)	2
Total organic product sales (\$1,000)	-
Total income from farm-related sources, gross before taxes and expenses (\$1,000)	191

See "Census of Agriculture, Volume 1, Geographic Area Series" for complete footnotes, explanations, definitions, and methodology.
(D) Cannot be disclosed. (Z) Less than half of the unit shown.

2007 CENSUS OF AGRICULTURE

Bates County – Missouri

Farms with Spanish, Hispanic, or Latino Operators Compared with All Farms



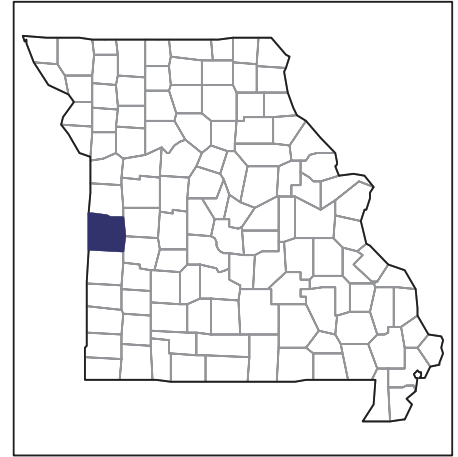
Data are not available at this geographic level for farms with Spanish, Hispanic, or Latino operators.



United States Department of Agriculture
National Agricultural Statistics Service

www.agcensus.usda.gov

2007 CENSUS OF AGRICULTURE



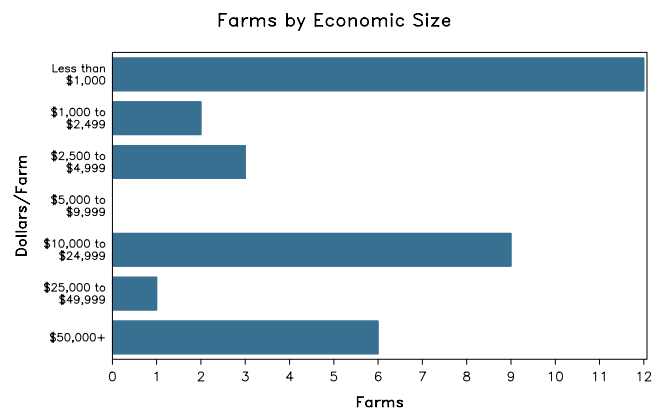
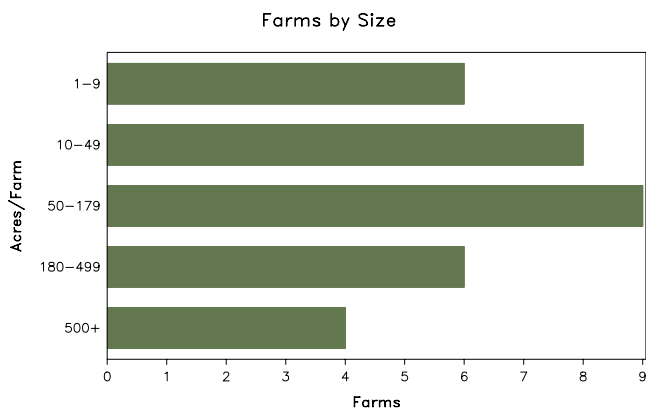
Bates County – Missouri

Farms with American Indian or Alaska Native Operators Compared with All Farms

	American Indian or Alaska Native Operators ²	All Farms
Number of Farm Operators ¹	42	1,999
Number of Farms	33	1,345
Land in Farms	7,877 acres	473,781 acres
Average Size of Farm	239 acres	352 acres
Market Value of Products Sold	\$1,352,000	\$88,045,000
Crop Sales	\$207,000	\$49,679,000
Livestock Sales	\$1,145,000	\$38,366,000
Average Per Farm	\$40,985	\$65,461
Government Payments	\$34,000	\$3,804,000
Average Per Farm Receiving Payments	\$4,204	\$5,373

See footnotes on reverse page.

Farms with American Indian or Alaska Native Operators



2007 CENSUS OF AGRICULTURE

Bates County – Missouri Farms with American Indian or Alaska Native Operators

Selected Highlights

Item	Farms	Quantity
MARKET VALUE OF AGRICULTURAL PRODUCTS SOLD (\$1,000)		
Total value of agricultural products sold	33	1,352
Value of crops including nursery and greenhouse	10	207
Value of livestock, poultry, and their products	23	1,145
VALUE OF SALES BY COMMODITY GROUP (\$1,000)		
Grains, oilseeds, dry beans, and dry peas	2	(D)
Tobacco	-	-
Cotton and cottonseed	-	-
Vegetables, melons, potatoes and sweet potatoes	-	-
Fruits, tree nuts, and berries	-	-
Nursery, greenhouse, floriculture, and sod	-	-
Cut Christmas trees and short rotation woody crops	-	-
Other crops and hay	8	(D)
Poultry and eggs	3	2
Cattle and calves	19	(D)
Milk and other dairy products from cows	1	(D)
Hogs and pigs	-	-
Sheep, goats, and their products	1	(D)
Horses, ponies, mules, burros, and donkeys	-	-
Aquaculture	-	-
Other animals and other animal products	-	-
TOP CROP ITEMS (acres)		
Forage - land used for all hay and haylage, grass silage, and greenchop	16	1,971
Field and grass seed crops, all	2	(D)
Corn for grain	1	(D)
Soybeans for beans	1	(D)
Wheat for grain, all	1	(D)
TOP LIVESTOCK INVENTORY ITEMS (number)		
Cattle and calves	19	2,939
Layers	5	57
Goats, all	7	50
Ducks	5	47
Horses and ponies	9	34

Operator Characteristics

Item	Quantity
Primary occupation:	
Farming	19
Other	23
Days worked off farm:	
None	17
Any	25
Years on present farm:	
2 years or less	5
3 to 4 years	8
5 to 9 years	5
10 years or more	24
Age group:	
Under 45 years	17
45 to 64 years	16
65 years and over	9
Average age (years)	51.2

Economic Characteristics

Item	Quantity
Farms by value of sales:	
Less than \$1,000	13
\$1,000 to \$2,499	2
\$2,500 to \$4,999	2
\$5,000 to \$9,999	-
\$10,000 to \$49,999	10
\$50,000 to \$99,999	3
\$100,000 to \$249,999	1
\$250,000 to \$499,999	2
\$500,000 or more	-
Total farm production expenses (\$1,000)	1,173
Average per farm (\$)	35,533
Net cash farm income of operation (\$1,000)	226
Average per farm (\$)	6,848
Value of agricultural products sold directly to individuals for human consumption (\$1,000)	(D)
Total organic product sales (\$1,000)	-
Total income from farm-related sources, gross before taxes and expenses (\$1,000)	12

See "Census of Agriculture, Volume 1, Geographic Area Series" for complete footnotes, explanations, definitions, and methodology.

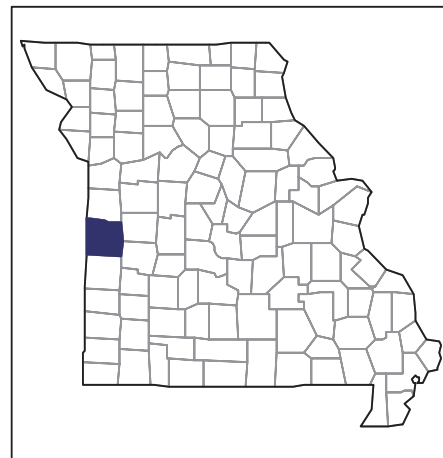
(D) Cannot be disclosed. (Z) Less than half of the unit shown.

¹ Data were collected for a maximum of three operators per farm. ² Operators reporting selected race alone or in combination with other races.

2007 CENSUS *OF* **AGRICULTURE**

Bates County – Missouri

**Farms with Asian Operators
Compared with All Farms**



Data are not available at this geographic level for farms with Asian operators.



United States Department of Agriculture
National Agricultural Statistics Service

www.agcensus.usda.gov

2007 CENSUS *OF* AGRICULTURE

Bates County – Missouri

Farms with Black or African American Operators Compared with All Farms



Data are not available at this geographic level for farms with Black or African American operators.



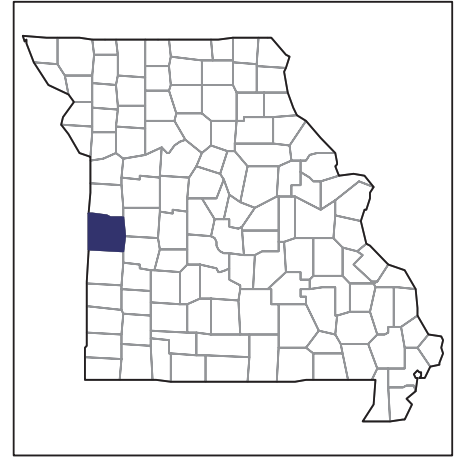
United States Department of Agriculture
National Agricultural Statistics Service

www.agcensus.usda.gov

2007 CENSUS *OF* AGRICULTURE

Bates County – Missouri

Farms with Native Hawaiian or Other Pacific Islander Operators Compared with All Farms



Data are not available at this geographic level for farms with Native Hawaiian or Other Pacific Islander operators.



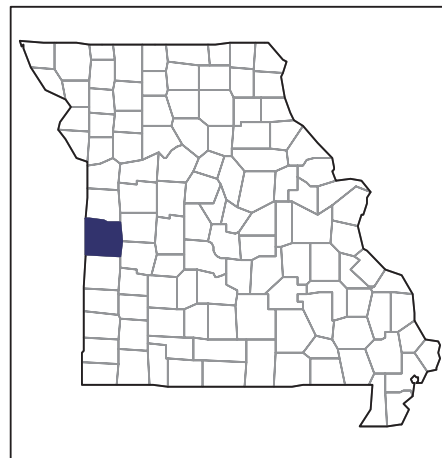
United States Department of Agriculture
National Agricultural Statistics Service

www.agcensus.usda.gov

2007 CENSUS *OF* **AGRICULTURE**

Bates County – Missouri

**Farms with White Operators
Compared with All Farms**



Data are not available at this geographic level for farms with White operators.



United States Department of Agriculture
National Agricultural Statistics Service

www.agcensus.usda.gov

