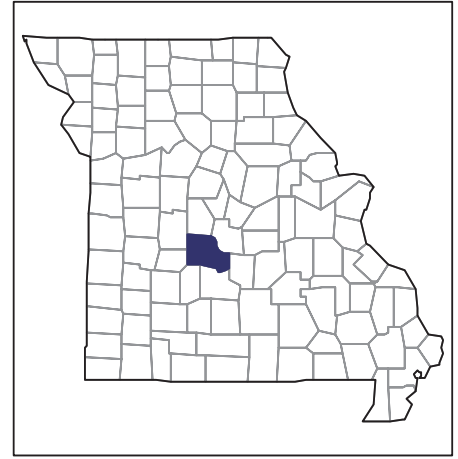


# 2007 CENSUS OF AGRICULTURE



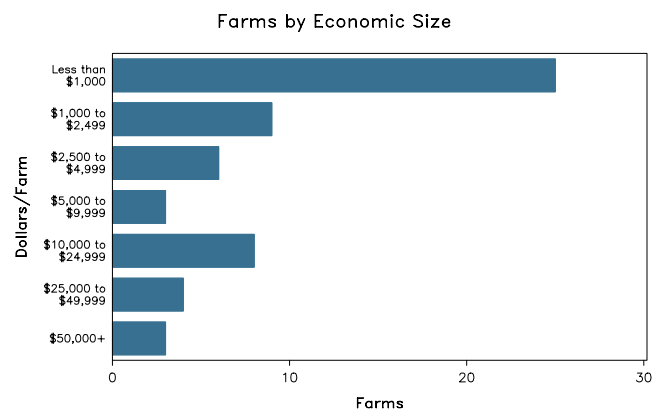
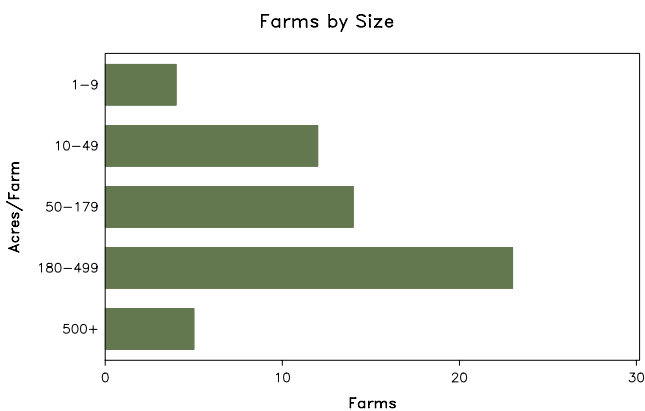
## Camden County – Missouri

### Farms with Women Principal Operators Compared with All Farms

	Women Principal Operators	All Farms
<b>Number of Farms</b>	58	544
<b>Land in Farms</b>	11,458 acres	144,379 acres
<b>Average Size of Farm</b>	198 acres	265 acres
<b>Market Value of Products Sold</b>	\$1,227,000	\$20,160,000
Crop Sales	(D)	\$1,125,000
Livestock Sales	(D)	\$19,035,000
Average Per Farm	\$21,155	\$37,060
<b>Government Payments</b>	(D)	\$176,000
Average Per Farm Receiving Payments	(D)	\$2,892

See footnotes on reverse page.

### Farms with Women Principal Operators



# 2007 CENSUS OF AGRICULTURE

## Camden County – Missouri Farms with Women Principal Operators

### Selected Highlights

Item	Farms	Quantity
<b>MARKET VALUE OF AGRICULTURAL PRODUCTS SOLD (\$1,000)</b>		
Total value of agricultural products sold	58	1,227
Value of crops including nursery and greenhouse	13	(D)
Value of livestock, poultry, and their products	28	(D)
<b>VALUE OF SALES BY COMMODITY GROUP (\$1,000)</b>		
Grains, oilseeds, dry beans, and dry peas	-	-
Tobacco	-	-
Cotton and cottonseed	-	-
Vegetables, melons, potatoes and sweet potatoes	-	-
Fruits, tree nuts, and berries	2	(D)
Nursery, greenhouse, floriculture, and sod	-	-
Cut Christmas trees and short rotation woody crops	-	-
Other crops and hay	13	(D)
Poultry and eggs	3	2
Cattle and calves	21	319
Milk and other dairy products from cows	1	(D)
Hogs and pigs	1	(D)
Sheep, goats, and their products	-	-
Horses, ponies, mules, burros, and donkeys	4	7
Aquaculture	-	-
Other animals and other animal products	-	-
<b>TOP CROP ITEMS (acres)</b>		
Forage - land used for all hay and haylage, grass silage, and greenchop	27	1,696
Short-rotation woody crops	1	(D)
Land in berries	1	(D)
<b>TOP LIVESTOCK INVENTORY ITEMS (number)</b>		
Hogs and pigs	3	(D)
Cattle and calves	31	1,531
Horses and ponies	25	130
Layers	3	102
Mules, burros, and donkeys	7	26

### Operator Characteristics

Item	Quantity
Primary occupation:	
Farming	24
Other	34
Days worked off farm:	
None	25
Any	33
Years on present farm:	
2 years or less	1
3 to 4 years	6
5 to 9 years	15
10 years or more	36
Age group:	
Under 45 years	5
45 to 64 years	28
65 years and over	25
Average age of principal operator (years)	61.9

### Economic Characteristics

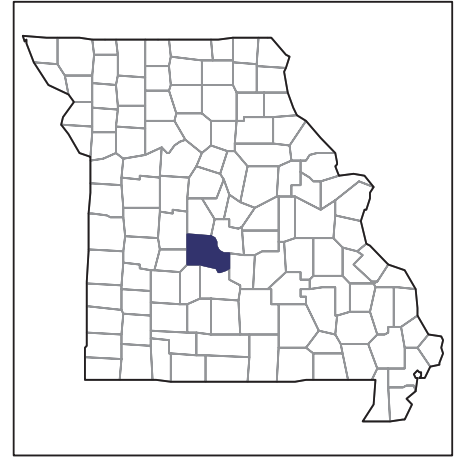
Item	Quantity
Farms by value of sales:	
Less than \$1,000	25
\$1,000 to \$2,499	9
\$2,500 to \$4,999	6
\$5,000 to \$9,999	3
\$10,000 to \$49,999	12
\$50,000 to \$99,999	1
\$100,000 to \$249,999	1
\$250,000 to \$499,999	-
\$500,000 or more	1
Total farm production expenses (\$1,000)	1,239
Average per farm (\$)	21,366
Net cash farm income of operation (\$1,000)	36
Average per farm (\$)	614
Value of agricultural products sold directly to individuals for human consumption (\$1,000)	(D)
Total organic product sales (\$1,000)	-
Total income from farm-related sources, gross before taxes and expenses (\$1,000)	34

See "Census of Agriculture, Volume 1, Geographic Area Series" for complete footnotes, explanations, definitions, and methodology.  
(D) Cannot be disclosed. (Z) Less than half of the unit shown.

# 2007 CENSUS OF AGRICULTURE

## Camden County – Missouri

### Farms with Spanish, Hispanic, or Latino Operators Compared with All Farms



Data are not available at this geographic level for farms with Spanish, Hispanic, or Latino operators.



United States Department of Agriculture  
National Agricultural Statistics Service

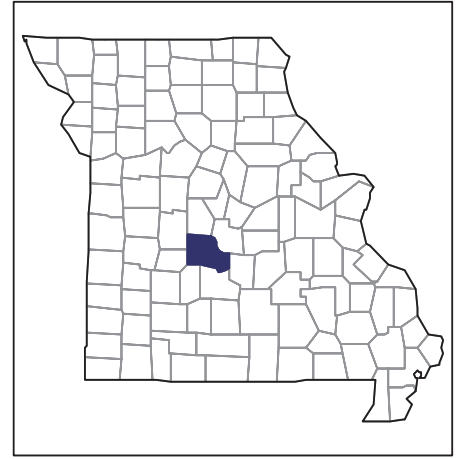
[www.agcensus.usda.gov](http://www.agcensus.usda.gov)



# 2007 CENSUS OF AGRICULTURE

## Camden County – Missouri

### Farms with American Indian or Alaska Native Operators Compared with All Farms



Data are not available at this geographic level for farms with American Indian or Alaska Native operators.



United States Department of Agriculture  
National Agricultural Statistics Service

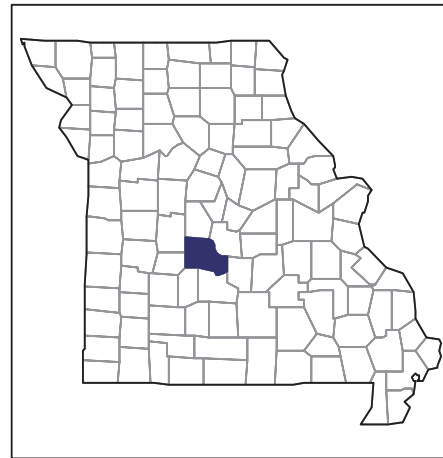
[www.agcensus.usda.gov](http://www.agcensus.usda.gov)



# 2007 CENSUS *OF* **AGRICULTURE**

**Camden County – Missouri**

**Farms with Asian Operators  
Compared with All Farms**



**Data are not available at this geographic level for farms with Asian operators.**



United States Department of Agriculture  
National Agricultural Statistics Service

[www.agcensus.usda.gov](http://www.agcensus.usda.gov)

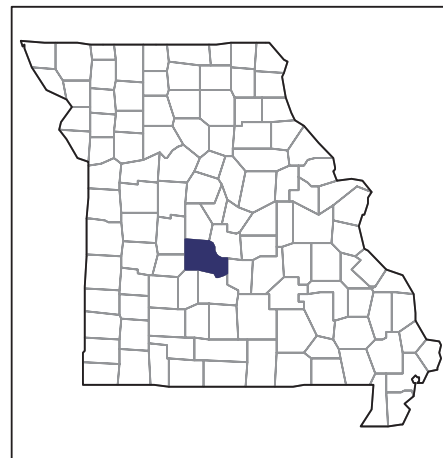




# 2007 CENSUS OF AGRICULTURE

## Camden County – Missouri

### Farms with Black or African American Operators Compared with All Farms



Data are not available at this geographic level for farms with Black or African American operators.



United States Department of Agriculture  
National Agricultural Statistics Service

[www.agcensus.usda.gov](http://www.agcensus.usda.gov)



# 2007 CENSUS *OF* AGRICULTURE

## Camden County – Missouri

### Farms with Native Hawaiian or Other Pacific Islander Operators Compared with All Farms



Data are not available at this geographic level for farms with Native Hawaiian or Other Pacific Islander operators.



United States Department of Agriculture  
National Agricultural Statistics Service

[www.agcensus.usda.gov](http://www.agcensus.usda.gov)



# 2007 CENSUS OF AGRICULTURE

**Camden County – Missouri**

**Farms with White Operators  
Compared with All Farms**



**Data are not available at this geographic level for farms with White operators.**



United States Department of Agriculture  
National Agricultural Statistics Service

[www.agcensus.usda.gov](http://www.agcensus.usda.gov)

