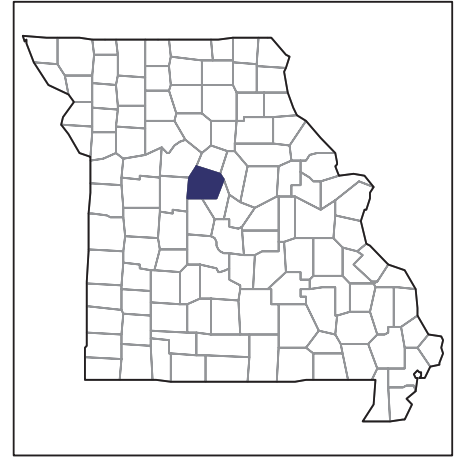


2007 CENSUS OF AGRICULTURE



Cooper County – Missouri

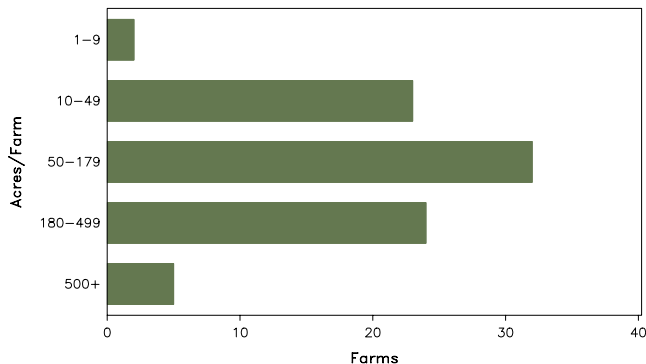
Farms with Women Principal Operators Compared with All Farms

	Women Principal Operators	All Farms
Number of Farms	86	942
Land in Farms	14,746 acres	302,429 acres
Average Size of Farm	171 acres	321 acres
Market Value of Products Sold	\$1,123,000	\$82,946,000
Crop Sales	\$689,000	\$42,447,000
Livestock Sales	\$434,000	\$40,499,000
Average Per Farm	\$13,053	\$88,053
Government Payments	\$277,000	\$3,410,000
Average Per Farm Receiving Payments	\$5,434	\$5,859

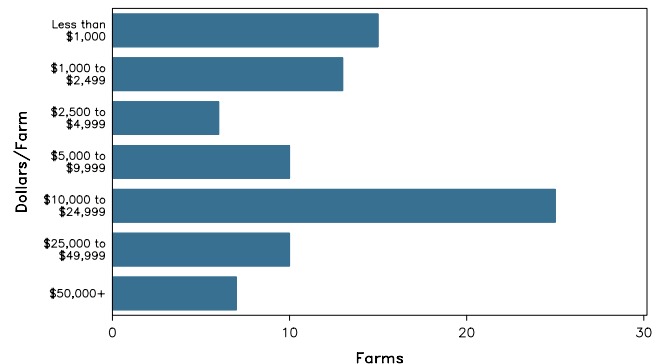
See footnotes on reverse page.

Farms with Women Principal Operators

Farms by Size



Farms by Economic Size



2007 CENSUS OF AGRICULTURE

Cooper County – Missouri Farms with Women Principal Operators

Selected Highlights

Item	Farms	Quantity
MARKET VALUE OF AGRICULTURAL PRODUCTS SOLD (\$1,000)		
Total value of agricultural products sold	86	1,123
Value of crops including nursery and greenhouse	45	689
Value of livestock, poultry, and their products	34	434
VALUE OF SALES BY COMMODITY GROUP (\$1,000)		
Grains, oilseeds, dry beans, and dry peas	22	(D)
Tobacco	-	-
Cotton and cottonseed	-	-
Vegetables, melons, potatoes and sweet potatoes	1	(D)
Fruits, tree nuts, and berries	1	(D)
Nursery, greenhouse, floriculture, and sod	-	-
Cut Christmas trees and short rotation woody crops	-	-
Other crops and hay	31	(D)
Poultry and eggs	10	(D)
Cattle and calves	25	341
Milk and other dairy products from cows	5	50
Hogs and pigs	1	(D)
Sheep, goats, and their products	4	11
Horses, ponies, mules, burros, and donkeys	4	20
Aquaculture	1	(D)
Other animals and other animal products	3	-
TOP CROP ITEMS (acres)		
Forage - land used for all hay and haylage, grass silage, and greenchop	51	2,634
Soybeans for beans	15	818
Corn for grain	6	440
Wheat for grain, all	12	313
Field and grass seed crops, all	1	(D)
TOP LIVESTOCK INVENTORY ITEMS (number)		
Cattle and calves	32	1,220
Layers	10	675
Pullets for laying flock replacement	4	(D)
Broilers and other meat-type chickens	4	202
Sheep and lambs	3	(D)

Operator Characteristics

Item	Quantity
Primary occupation:	
Farming	35
Other	51
Days worked off farm:	
None	35
Any	51
Years on present farm:	
2 years or less	4
3 to 4 years	5
5 to 9 years	19
10 years or more	58
Age group:	
Under 45 years	14
45 to 64 years	28
65 years and over	44
Average age of principal operator (years)	63.2

Economic Characteristics

Item	Quantity
Farms by value of sales:	
Less than \$1,000	33
\$1,000 to \$2,499	6
\$2,500 to \$4,999	4
\$5,000 to \$9,999	16
\$10,000 to \$49,999	20
\$50,000 to \$99,999	5
\$100,000 to \$249,999	2
\$250,000 to \$499,999	-
\$500,000 or more	-
Total farm production expenses (\$1,000)	1,144
Average per farm (\$)	13,302
Net cash farm income of operation (\$1,000)	326
Average per farm (\$)	3,793
Value of agricultural products sold directly to individuals for human consumption (\$1,000)	3
Total organic product sales (\$1,000)	-
Total income from farm-related sources, gross before taxes and expenses (\$1,000)	70

See "Census of Agriculture, Volume 1, Geographic Area Series" for complete footnotes, explanations, definitions, and methodology.
(D) Cannot be disclosed. (Z) Less than half of the unit shown.

2007 CENSUS OF AGRICULTURE

Cooper County – Missouri

Farms with Spanish, Hispanic, or Latino Operators Compared with All Farms



Data are not available at this geographic level for farms with Spanish, Hispanic, or Latino operators.



United States Department of Agriculture
National Agricultural Statistics Service

www.agcensus.usda.gov

2007 CENSUS OF AGRICULTURE

Cooper County – Missouri

Farms with American Indian or Alaska Native Operators Compared with All Farms



Data are not available at this geographic level for farms with American Indian or Alaska Native operators.



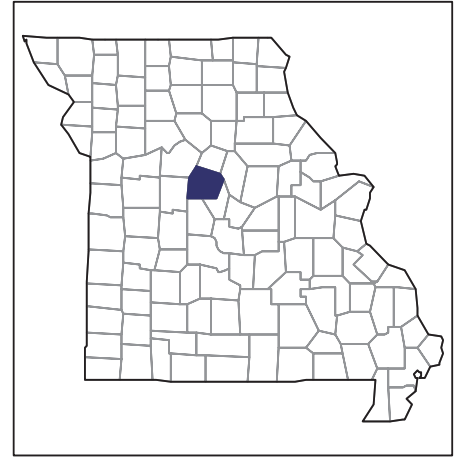
United States Department of Agriculture
National Agricultural Statistics Service

www.agcensus.usda.gov

2007 CENSUS OF AGRICULTURE

Cooper County – Missouri

**Farms with Asian Operators
Compared with All Farms**



Data are not available at this geographic level for farms with Asian operators.



United States Department of Agriculture
National Agricultural Statistics Service

www.agcensus.usda.gov

2007 CENSUS OF AGRICULTURE

Cooper County – Missouri

Farms with Black or African American Operators Compared with All Farms



Data are not available at this geographic level for farms with Black or African American operators.



United States Department of Agriculture
National Agricultural Statistics Service

www.agcensus.usda.gov

2007 CENSUS OF AGRICULTURE

Cooper County – Missouri

Farms with Native Hawaiian or Other Pacific Islander Operators Compared with All Farms



Data are not available at this geographic level for farms with Native Hawaiian or Other Pacific Islander operators.



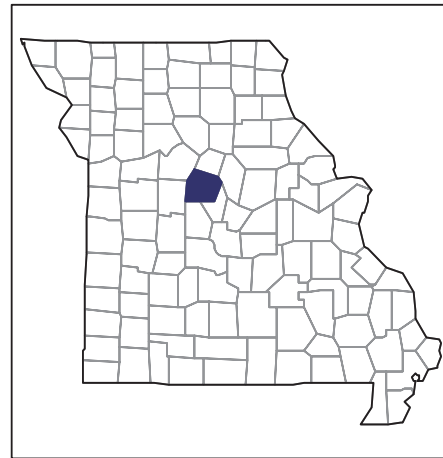
United States Department of Agriculture
National Agricultural Statistics Service

www.agcensus.usda.gov

2007 CENSUS *OF* AGRICULTURE

Cooper County – Missouri

**Farms with White Operators
Compared with All Farms**



Data are not available at this geographic level for farms with White operators.



United States Department of Agriculture
National Agricultural Statistics Service

www.agcensus.usda.gov

