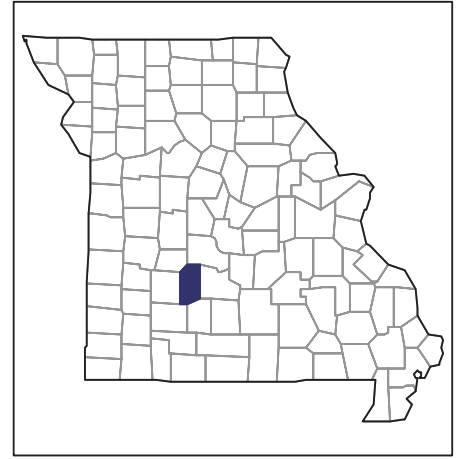


2007 CENSUS OF AGRICULTURE



Dallas County – Missouri

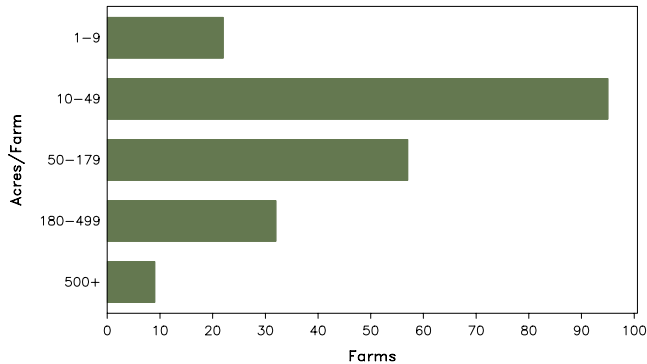
Farms with Women Principal Operators Compared with All Farms

	Women Principal Operators	All Farms
Number of Farms	215	1,369
Land in Farms	25,388 acres	222,900 acres
Average Size of Farm	118 acres	163 acres
Market Value of Products Sold	\$2,969,000	\$46,399,000
Crop Sales	\$327,000	\$3,048,000
Livestock Sales	\$2,642,000	\$43,351,000
Average Per Farm	\$13,807	\$33,893
Government Payments	\$40,000	\$381,000
Average Per Farm Receiving Payments	\$1,978	\$2,589

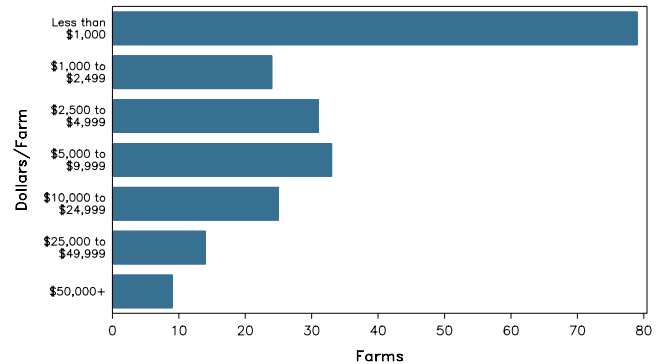
See footnotes on reverse page.

Farms with Women Principal Operators

Farms by Size



Farms by Economic Size



2007 CENSUS OF AGRICULTURE

Dallas County – Missouri Farms with Women Principal Operators

Selected Highlights

Item	Farms	Quantity
MARKET VALUE OF AGRICULTURAL PRODUCTS SOLD (\$1,000)		
Total value of agricultural products sold	215	2,969
Value of crops including nursery and greenhouse	40	327
Value of livestock, poultry, and their products	135	2,642
VALUE OF SALES BY COMMODITY GROUP (\$1,000)		
Grains, oilseeds, dry beans, and dry peas	2	(D)
Tobacco	-	-
Cotton and cottonseed	-	-
Vegetables, melons, potatoes and sweet potatoes	1	(D)
Fruits, tree nuts, and berries	1	(D)
Nursery, greenhouse, floriculture, and sod	2	(D)
Cut Christmas trees and short rotation woody crops	-	-
Other crops and hay	37	287
Poultry and eggs	24	19
Cattle and calves	94	1,717
Milk and other dairy products from cows	9	848
Hogs and pigs	3	(D)
Sheep, goats, and their products	10	4
Horses, ponies, mules, burros, and donkeys	23	52
Aquaculture	-	-
Other animals and other animal products	2	(D)
TOP CROP ITEMS (acres)		
Forage - land used for all hay and haylage, grass silage, and greenchop	83	6,233
Field and grass seed crops, all	5	513
Wheat for grain, all	1	(D)
Corn for silage or greenchop	1	(D)
Sorghum for grain	1	(D)
TOP LIVESTOCK INVENTORY ITEMS (number)		
Cattle and calves	119	5,344
Horses and ponies	106	928
Layers	29	861
Pullets for laying flock replacement	7	459
Goats, all	10	129

Operator Characteristics

Item	Quantity
Primary occupation:	
Farming	83
Other	132
Days worked off farm:	
None	85
Any	130
Years on present farm:	
2 years or less	15
3 to 4 years	24
5 to 9 years	55
10 years or more	121
Age group:	
Under 45 years	45
45 to 64 years	111
65 years and over	59
Average age of principal operator (years)	56.7

Economic Characteristics

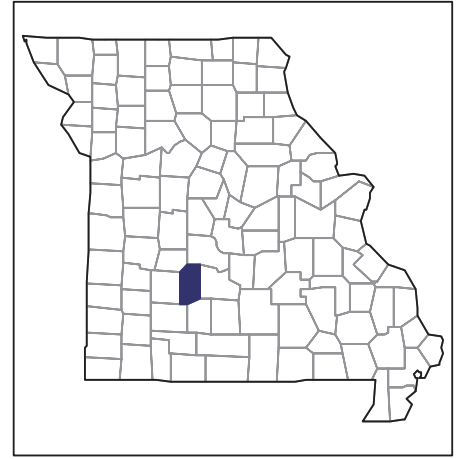
Item	Quantity
Farms by value of sales:	
Less than \$1,000	81
\$1,000 to \$2,499	26
\$2,500 to \$4,999	28
\$5,000 to \$9,999	32
\$10,000 to \$49,999	39
\$50,000 to \$99,999	3
\$100,000 to \$249,999	4
\$250,000 to \$499,999	1
\$500,000 or more	1
Total farm production expenses (\$1,000)	3,689
Average per farm (\$)	17,156
Net cash farm income of operation (\$1,000)	-619
Average per farm (\$)	-2,877
Value of agricultural products sold directly to individuals for human consumption (\$1,000)	11
Total organic product sales (\$1,000)	(D)
Total income from farm-related sources, gross before taxes and expenses (\$1,000)	62

See "Census of Agriculture, Volume 1, Geographic Area Series" for complete footnotes, explanations, definitions, and methodology.
(D) Cannot be disclosed. (Z) Less than half of the unit shown.

2007 CENSUS OF AGRICULTURE

Dallas County – Missouri

Farms with Spanish, Hispanic, or Latino Operators Compared with All Farms



Data are not available at this geographic level for farms with Spanish, Hispanic, or Latino operators.



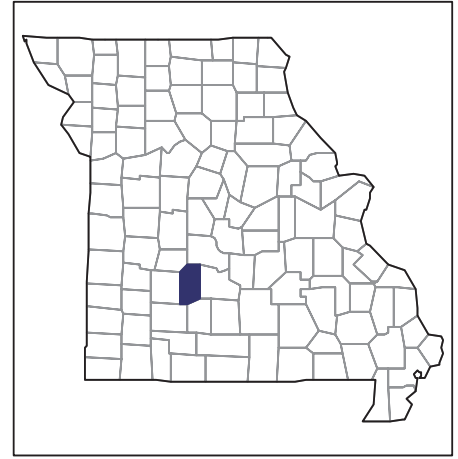
United States Department of Agriculture
National Agricultural Statistics Service

www.agcensus.usda.gov

2007 CENSUS OF AGRICULTURE

Dallas County – Missouri

Farms with American Indian or Alaska Native Operators Compared with All Farms



Data are not available at this geographic level for farms with American Indian or Alaska Native operators.



United States Department of Agriculture
National Agricultural Statistics Service

www.agcensus.usda.gov

2007 CENSUS OF AGRICULTURE

Dallas County – Missouri

**Farms with Asian Operators
Compared with All Farms**



Data are not available at this geographic level for farms with Asian operators.



United States Department of Agriculture
National Agricultural Statistics Service

www.agcensus.usda.gov

2007 CENSUS OF AGRICULTURE

Dallas County – Missouri

Farms with Black or African American Operators Compared with All Farms



Data are not available at this geographic level for farms with Black or African American operators.



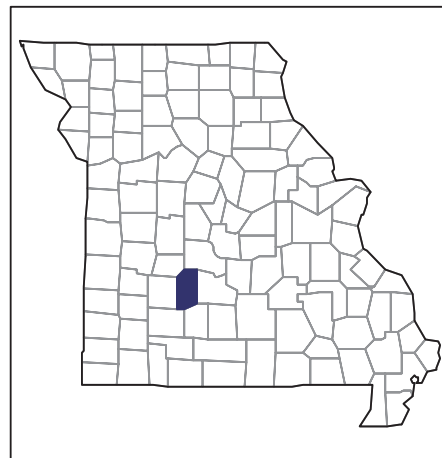
United States Department of Agriculture
National Agricultural Statistics Service

www.agcensus.usda.gov

2007 CENSUS *OF* AGRICULTURE

Dallas County – Missouri

Farms with Native Hawaiian or Other Pacific Islander Operators Compared with All Farms



Data are not available at this geographic level for farms with Native Hawaiian or Other Pacific Islander operators.



United States Department of Agriculture
National Agricultural Statistics Service

www.agcensus.usda.gov

2007 CENSUS *OF* AGRICULTURE

Dallas County – Missouri

**Farms with White Operators
Compared with All Farms**



Data are not available at this geographic level for farms with White operators.



United States Department of Agriculture
National Agricultural Statistics Service

www.agcensus.usda.gov

