

2007 CENSUS OF AGRICULTURE



Daviess County – Missouri

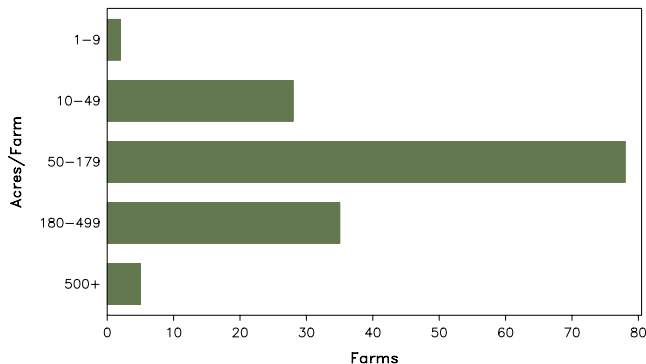
Farms with Women Principal Operators Compared with All Farms

	Women Principal Operators	All Farms
Number of Farms	148	1,169
Land in Farms	23,589 acres	330,911 acres
Average Size of Farm	159 acres	283 acres
Market Value of Products Sold	\$950,000	\$76,777,000
Crop Sales	\$500,000	\$37,669,000
Livestock Sales	\$450,000	\$39,108,000
Average Per Farm	\$6,419	\$65,678
Government Payments	\$875,000	\$5,850,000
Average Per Farm Receiving Payments	\$7,229	\$6,834

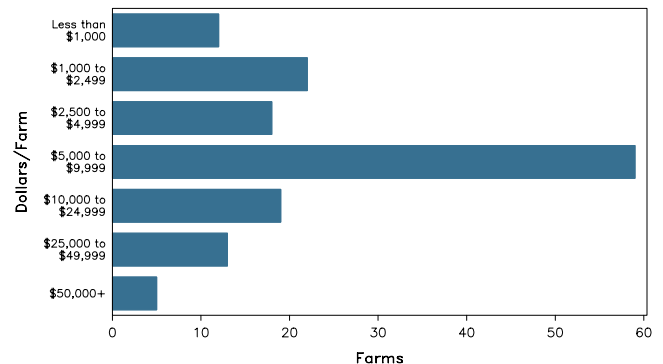
See footnotes on reverse page.

Farms with Women Principal Operators

Farms by Size



Farms by Economic Size



2007 CENSUS OF AGRICULTURE

Daviess County – Missouri Farms with Women Principal Operators

Selected Highlights

Item	Farms	Quantity
MARKET VALUE OF AGRICULTURAL PRODUCTS SOLD (\$1,000)		
Total value of agricultural products sold	148	950
Value of crops including nursery and greenhouse	44	500
Value of livestock, poultry, and their products	34	450
VALUE OF SALES BY COMMODITY GROUP (\$1,000)		
Grains, oilseeds, dry beans, and dry peas	19	323
Tobacco	-	-
Cotton and cottonseed	-	-
Vegetables, melons, potatoes and sweet potatoes	2	(D)
Fruits, tree nuts, and berries	-	-
Nursery, greenhouse, floriculture, and sod	2	(D)
Cut Christmas trees and short rotation woody crops	-	-
Other crops and hay	26	158
Poultry and eggs	3	(D)
Cattle and calves	27	444
Milk and other dairy products from cows	-	-
Hogs and pigs	-	-
Sheep, goats, and their products	7	(D)
Horses, ponies, mules, burros, and donkeys	4	2
Aquaculture	-	-
Other animals and other animal products	1	(D)
TOP CROP ITEMS (acres)		
Forage - land used for all hay and haylage, grass silage, and greenchop	47	2,018
Soybeans for beans	17	1,063
Corn for grain	5	219
Wheat for grain, all	3	52
Sorghum for grain	1	(D)
TOP LIVESTOCK INVENTORY ITEMS (number)		
Cattle and calves	31	1,009
Goats, all	6	216
Rabbits and their pelts	1	(D)
Horses and ponies	24	97
Pullets for laying flock replacement	3	82

Operator Characteristics

Item	Quantity
Primary occupation:	
Farming	29
Other	119
Days worked off farm:	
None	65
Any	83
Years on present farm:	
2 years or less	5
3 to 4 years	10
5 to 9 years	27
10 years or more	106
Age group:	
Under 45 years	15
45 to 64 years	64
65 years and over	69
Average age of principal operator (years)	64.3

Economic Characteristics

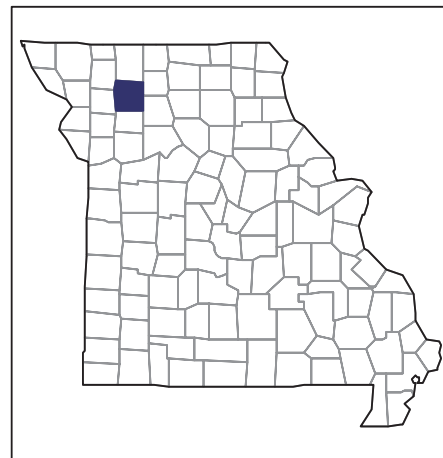
Item	Quantity
Farms by value of sales:	
Less than \$1,000	95
\$1,000 to \$2,499	10
\$2,500 to \$4,999	7
\$5,000 to \$9,999	17
\$10,000 to \$49,999	17
\$50,000 to \$99,999	-
\$100,000 to \$249,999	2
\$250,000 to \$499,999	-
\$500,000 or more	-
Total farm production expenses (\$1,000)	1,379
Average per farm (\$)	9,315
Net cash farm income of operation (\$1,000)	637
Average per farm (\$)	4,303
Value of agricultural products sold directly to individuals for human consumption (\$1,000)	(D)
Total organic product sales (\$1,000)	-
Total income from farm-related sources, gross before taxes and expenses (\$1,000)	191

See "Census of Agriculture, Volume 1, Geographic Area Series" for complete footnotes, explanations, definitions, and methodology.
(D) Cannot be disclosed. (Z) Less than half of the unit shown.

2007 CENSUS OF AGRICULTURE

Daviess County – Missouri

Farms with Spanish, Hispanic, or Latino Operators Compared with All Farms



Data are not available at this geographic level for farms with Spanish, Hispanic, or Latino operators.



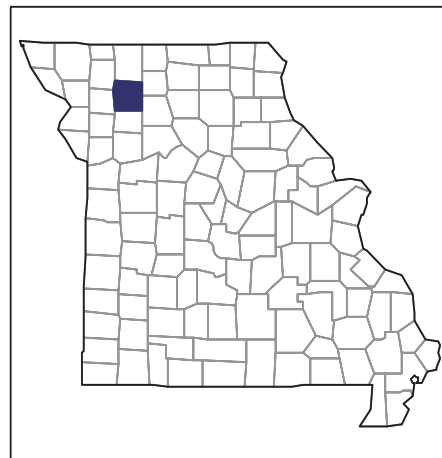
United States Department of Agriculture
National Agricultural Statistics Service

www.agcensus.usda.gov

2007 CENSUS OF AGRICULTURE

Daviess County – Missouri

Farms with American Indian or Alaska Native Operators Compared with All Farms



Data are not available at this geographic level for farms with American Indian or Alaska Native operators.



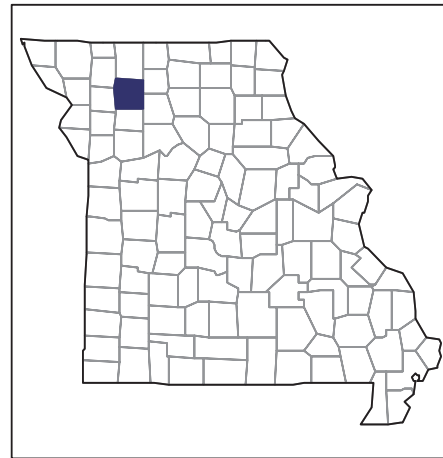
United States Department of Agriculture
National Agricultural Statistics Service

www.agcensus.usda.gov

2007 CENSUS *OF* AGRICULTURE

Daviess County – Missouri

**Farms with Asian Operators
Compared with All Farms**



Data are not available at this geographic level for farms with Asian operators.



United States Department of Agriculture
National Agricultural Statistics Service

www.agcensus.usda.gov

2007 CENSUS OF AGRICULTURE

Daviess County – Missouri

Farms with Black or African American Operators Compared with All Farms



Data are not available at this geographic level for farms with Black or African American operators.



United States Department of Agriculture
National Agricultural Statistics Service

www.agcensus.usda.gov

2007 CENSUS OF AGRICULTURE

Daviess County – Missouri

Farms with Native Hawaiian or Other Pacific Islander Operators Compared with All Farms



Data are not available at this geographic level for farms with Native Hawaiian or Other Pacific Islander operators.



United States Department of Agriculture
National Agricultural Statistics Service

www.agcensus.usda.gov

2007 CENSUS OF AGRICULTURE

Daviess County – Missouri

**Farms with White Operators
Compared with All Farms**



Data are not available at this geographic level for farms with White operators.



United States Department of Agriculture
National Agricultural Statistics Service

www.agcensus.usda.gov

