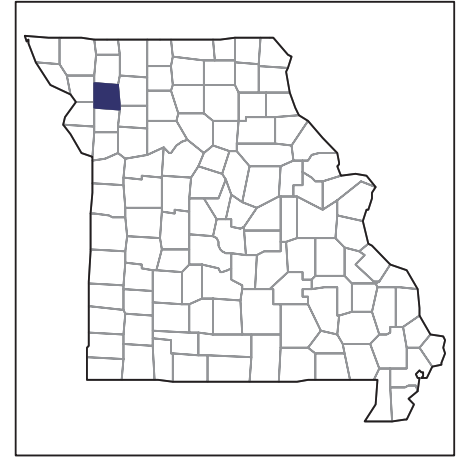


2007 CENSUS OF AGRICULTURE



DeKalb County – Missouri

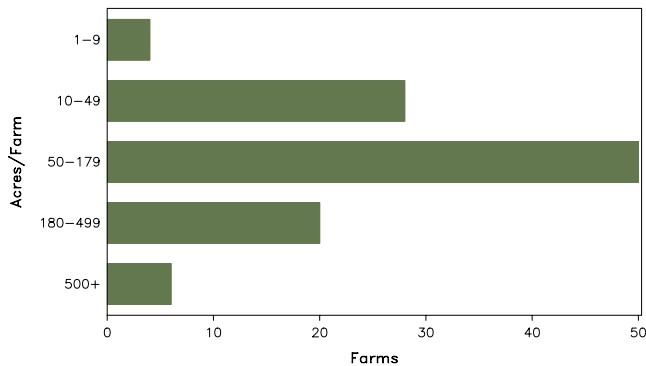
Farms with Women Principal Operators Compared with All Farms

	Women Principal Operators	All Farms
Number of Farms	108	978
Land in Farms	16,000 acres	260,472 acres
Average Size of Farm	148 acres	266 acres
Market Value of Products Sold	\$721,000	\$58,676,000
Crop Sales	\$346,000	\$26,390,000
Livestock Sales	\$374,000	\$32,286,000
Average Per Farm	\$6,671	\$59,996
Government Payments	\$560,000	\$4,432,000
Average Per Farm Receiving Payments	\$7,177	\$6,536

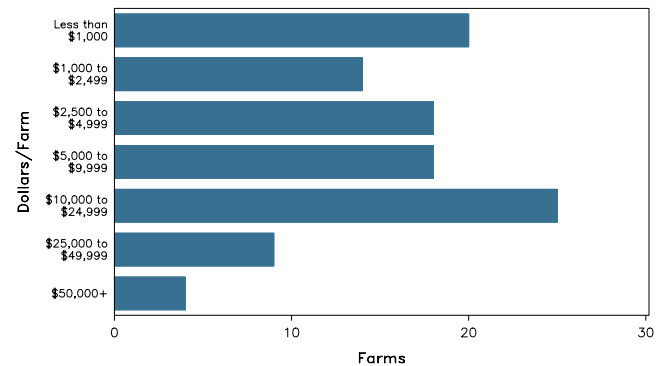
See footnotes on reverse page.

Farms with Women Principal Operators

Farms by Size



Farms by Economic Size



2007 CENSUS OF AGRICULTURE

DeKalb County – Missouri Farms with Women Principal Operators

Selected Highlights

Item	Farms	Quantity
MARKET VALUE OF AGRICULTURAL PRODUCTS SOLD (\$1,000)		
Total value of agricultural products sold	108	721
Value of crops including nursery and greenhouse	21	346
Value of livestock, poultry, and their products	21	374
VALUE OF SALES BY COMMODITY GROUP (\$1,000)		
Grains, oilseeds, dry beans, and dry peas	9	(D)
Tobacco	-	-
Cotton and cottonseed	-	-
Vegetables, melons, potatoes and sweet potatoes	2	(D)
Fruits, tree nuts, and berries	1	(D)
Nursery, greenhouse, floriculture, and sod	2	(D)
Cut Christmas trees and short rotation woody crops	1	(D)
Other crops and hay	10	28
Poultry and eggs	7	2
Cattle and calves	15	(D)
Milk and other dairy products from cows	2	(D)
Hogs and pigs	-	-
Sheep, goats, and their products	8	15
Horses, ponies, mules, burros, and donkeys	5	7
Aquaculture	-	-
Other animals and other animal products	1	(D)
TOP CROP ITEMS (acres)		
Forage - land used for all hay and haylage, grass silage, and greenchop	23	722
Corn for grain	5	315
Soybeans for beans	7	302
Cut Christmas trees	1	(D)
Nursery stock	1	(D)
TOP LIVESTOCK INVENTORY ITEMS (number)		
Cattle and calves	27	1,031
Goats, all	9	199
Horses and ponies	24	116
Layers	9	115
Sheep and lambs	5	108

Operator Characteristics

Item	Quantity
Primary occupation:	
Farming	33
Other	75
Days worked off farm:	
None	56
Any	52
Years on present farm:	
2 years or less	4
3 to 4 years	8
5 to 9 years	18
10 years or more	78
Age group:	
Under 45 years	9
45 to 64 years	34
65 years and over	65
Average age of principal operator (years)	66.0

Economic Characteristics

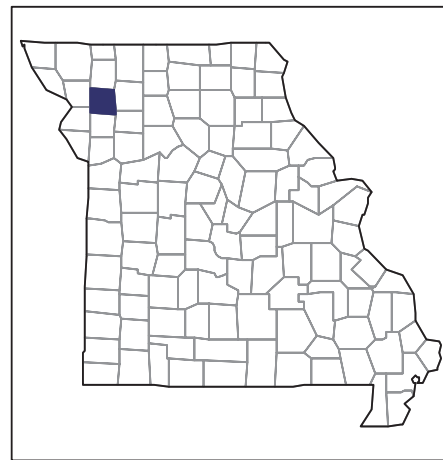
Item	Quantity
Farms by value of sales:	
Less than \$1,000	72
\$1,000 to \$2,499	3
\$2,500 to \$4,999	10
\$5,000 to \$9,999	4
\$10,000 to \$49,999	15
\$50,000 to \$99,999	3
\$100,000 to \$249,999	1
\$250,000 to \$499,999	-
\$500,000 or more	-
Total farm production expenses (\$1,000)	1,074
Average per farm (\$)	9,941
Net cash farm income of operation (\$1,000)	535
Average per farm (\$)	4,953
Value of agricultural products sold directly to individuals for human consumption (\$1,000)	2
Total organic product sales (\$1,000)	-
Total income from farm-related sources, gross before taxes and expenses (\$1,000)	328

See "Census of Agriculture, Volume 1, Geographic Area Series" for complete footnotes, explanations, definitions, and methodology.
(D) Cannot be disclosed. (Z) Less than half of the unit shown.

2007 CENSUS OF AGRICULTURE

DeKalb County – Missouri

Farms with Spanish, Hispanic, or Latino Operators Compared with All Farms



Data are not available at this geographic level for farms with Spanish, Hispanic, or Latino operators.



United States Department of Agriculture
National Agricultural Statistics Service

www.agcensus.usda.gov

2007 CENSUS OF AGRICULTURE

DeKalb County – Missouri

Farms with American Indian or Alaska Native Operators Compared with All Farms



Data are not available at this geographic level for farms with American Indian or Alaska Native operators.



United States Department of Agriculture
National Agricultural Statistics Service

www.agcensus.usda.gov

2007 CENSUS OF AGRICULTURE

DeKalb County – Missouri

**Farms with Asian Operators
Compared with All Farms**



Data are not available at this geographic level for farms with Asian operators.



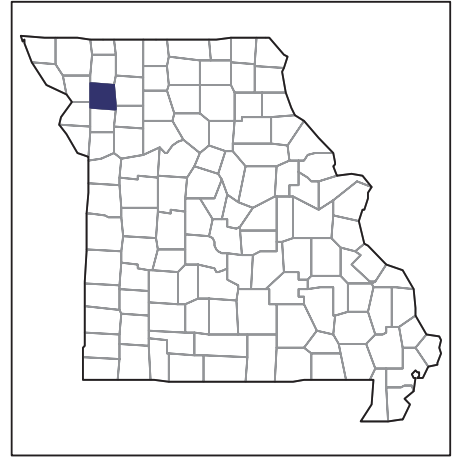
United States Department of Agriculture
National Agricultural Statistics Service

www.agcensus.usda.gov

2007 CENSUS OF AGRICULTURE

DeKalb County – Missouri

Farms with Black or African American Operators Compared with All Farms



Data are not available at this geographic level for farms with Black or African American operators.



United States Department of Agriculture
National Agricultural Statistics Service

www.agcensus.usda.gov

2007 CENSUS *OF* AGRICULTURE

DeKalb County – Missouri

Farms with Native Hawaiian or Other Pacific Islander Operators Compared with All Farms



Data are not available at this geographic level for farms with Native Hawaiian or Other Pacific Islander operators.



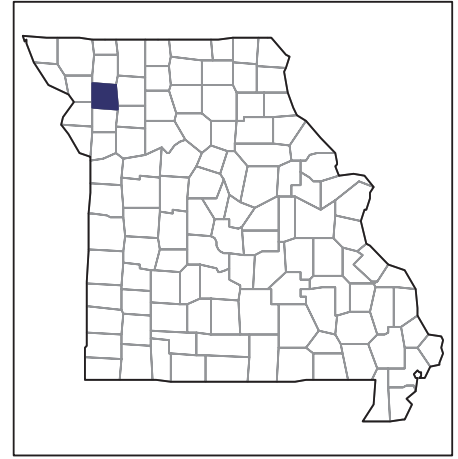
United States Department of Agriculture
National Agricultural Statistics Service

www.agcensus.usda.gov

2007 CENSUS OF AGRICULTURE

DeKalb County – Missouri

**Farms with White Operators
Compared with All Farms**



Data are not available at this geographic level for farms with White operators.



United States Department of Agriculture
National Agricultural Statistics Service

www.agcensus.usda.gov

