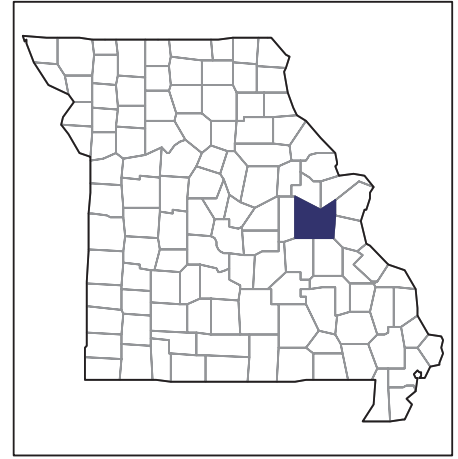


# 2007 CENSUS OF AGRICULTURE



## Franklin County – Missouri

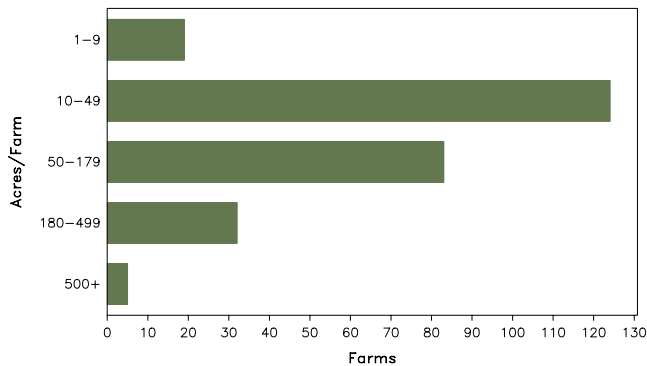
### Farms with Women Principal Operators Compared with All Farms

	Women Principal Operators	All Farms
<b>Number of Farms</b>	263	2,004
<b>Land in Farms</b>	23,977 acres	299,730 acres
<b>Average Size of Farm</b>	91 acres	150 acres
<b>Market Value of Products Sold</b>	\$3,219,000	\$52,548,000
Crop Sales	\$1,837,000	\$24,032,000
Livestock Sales	\$1,382,000	\$28,516,000
Average Per Farm	\$12,238	\$26,222
<b>Government Payments</b>	\$86,000	\$1,596,000
Average Per Farm Receiving Payments	\$1,915	\$2,856

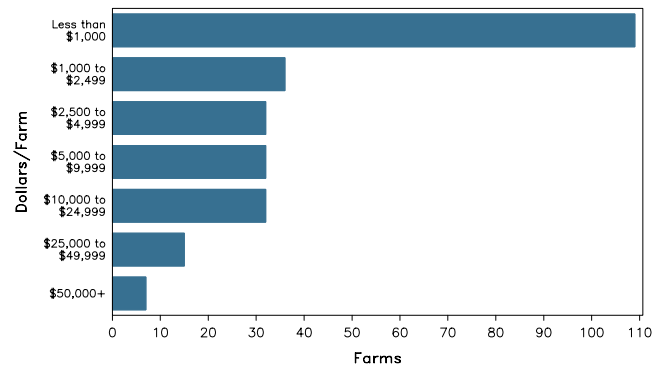
See footnotes on reverse page.

### Farms with Women Principal Operators

Farms by Size



Farms by Economic Size



# 2007 CENSUS OF AGRICULTURE

## Franklin County – Missouri Farms with Women Principal Operators

### Selected Highlights

Item	Farms	Quantity
<b>MARKET VALUE OF AGRICULTURAL PRODUCTS SOLD (\$1,000)</b>		
Total value of agricultural products sold	263	3,219
Value of crops including nursery and greenhouse	70	1,837
Value of livestock, poultry, and their products	134	1,382
<b>VALUE OF SALES BY COMMODITY GROUP (\$1,000)</b>		
Grains, oilseeds, dry beans, and dry peas	15	113
Tobacco	-	-
Cotton and cottonseed	-	-
Vegetables, melons, potatoes and sweet potatoes	4	(D)
Fruits, tree nuts, and berries	-	-
Nursery, greenhouse, floriculture, and sod	6	1,440
Cut Christmas trees and short rotation woody crops	-	-
Other crops and hay	49	(D)
Poultry and eggs	29	(D)
Cattle and calves	90	992
Milk and other dairy products from cows	6	(D)
Hogs and pigs	11	20
Sheep, goats, and their products	16	19
Horses, ponies, mules, burros, and donkeys	27	112
Aquaculture	-	-
Other animals and other animal products	6	(D)
<b>TOP CROP ITEMS (acres)</b>		
Forage - land used for all hay and haylage, grass silage, and greenchop	120	4,965
Soybeans for beans	7	239
Corn for grain	10	227
Wheat for grain, all	4	60
Corn for silage or greenchop	1	(D)
<b>TOP LIVESTOCK INVENTORY ITEMS (number)</b>		
Cattle and calves	108	3,846
Horses and ponies	114	920
Layers	28	573
Sheep and lambs	10	423
Quail	1	(D)

### Operator Characteristics

Item	Quantity
Primary occupation:	
Farming	109
Other	154
Days worked off farm:	
None	79
Any	184
Years on present farm:	
2 years or less	14
3 to 4 years	18
5 to 9 years	73
10 years or more	158
Age group:	
Under 45 years	70
45 to 64 years	122
65 years and over	71
Average age of principal operator (years)	55.4

### Economic Characteristics

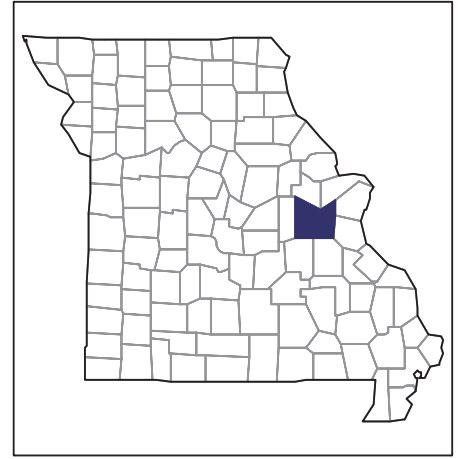
Item	Quantity
Farms by value of sales:	
Less than \$1,000	122
\$1,000 to \$2,499	29
\$2,500 to \$4,999	29
\$5,000 to \$9,999	31
\$10,000 to \$49,999	45
\$50,000 to \$99,999	3
\$100,000 to \$249,999	3
\$250,000 to \$499,999	-
\$500,000 or more	1
Total farm production expenses (\$1,000)	4,755
Average per farm (\$)	18,078
Net cash farm income of operation (\$1,000)	-1,064
Average per farm (\$)	-4,044
Value of agricultural products sold directly to individuals for human consumption (\$1,000)	81
Total organic product sales (\$1,000)	-
Total income from farm-related sources, gross before taxes and expenses (\$1,000)	386

See "Census of Agriculture, Volume 1, Geographic Area Series" for complete footnotes, explanations, definitions, and methodology.  
(D) Cannot be disclosed. (Z) Less than half of the unit shown.

# 2007 CENSUS OF AGRICULTURE

## Franklin County – Missouri

### Farms with Spanish, Hispanic, or Latino Operators Compared with All Farms



Data are not available at this geographic level for farms with Spanish, Hispanic, or Latino operators.



United States Department of Agriculture  
National Agricultural Statistics Service

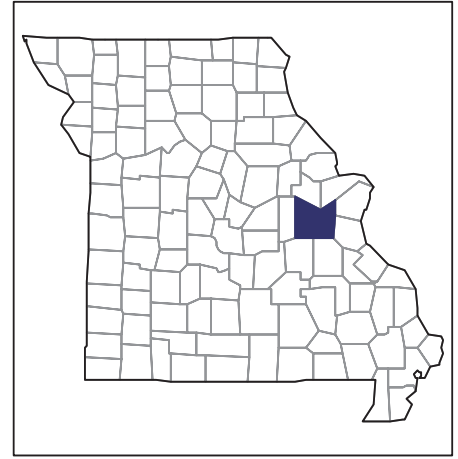
[www.agcensus.usda.gov](http://www.agcensus.usda.gov)



# 2007 CENSUS *OF* AGRICULTURE

## Franklin County – Missouri

### Farms with American Indian or Alaska Native Operators Compared with All Farms



Data are not available at this geographic level for farms with American Indian or Alaska Native operators.



United States Department of Agriculture  
National Agricultural Statistics Service

[www.agcensus.usda.gov](http://www.agcensus.usda.gov)



# 2007 CENSUS *OF* AGRICULTURE

**Franklin County – Missouri**

**Farms with Asian Operators  
Compared with All Farms**



**Data are not available at this geographic level for farms with Asian operators.**



United States Department of Agriculture  
National Agricultural Statistics Service

[www.agcensus.usda.gov](http://www.agcensus.usda.gov)

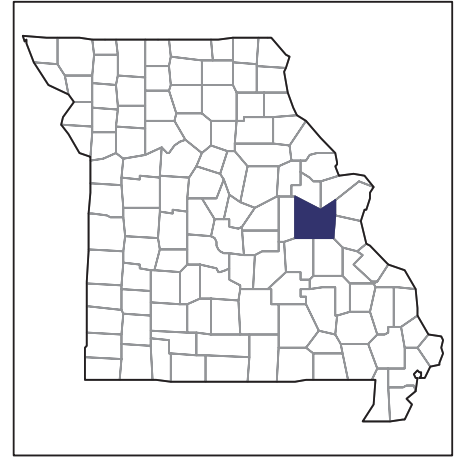




# 2007 CENSUS *OF* **AGRICULTURE**

## Franklin County – Missouri

### Farms with Black or African American Operators Compared with All Farms



Data are not available at this geographic level for farms with Black or African American operators.



United States Department of Agriculture  
National Agricultural Statistics Service

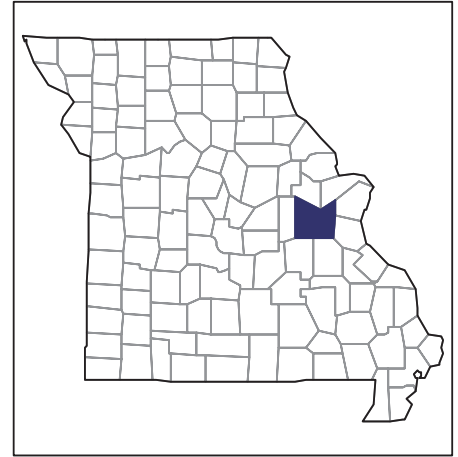
[www.agcensus.usda.gov](http://www.agcensus.usda.gov)



# 2007 CENSUS *OF* **AGRICULTURE**

## Franklin County – Missouri

### Farms with Native Hawaiian or Other Pacific Islander Operators Compared with All Farms



Data are not available at this geographic level for farms with Native Hawaiian or Other Pacific Islander operators.



United States Department of Agriculture  
National Agricultural Statistics Service

[www.agcensus.usda.gov](http://www.agcensus.usda.gov)



# 2007 CENSUS OF AGRICULTURE

**Franklin County – Missouri**

**Farms with White Operators  
Compared with All Farms**



**Data are not available at this geographic level for farms with White operators.**



United States Department of Agriculture  
National Agricultural Statistics Service

[www.agcensus.usda.gov](http://www.agcensus.usda.gov)

