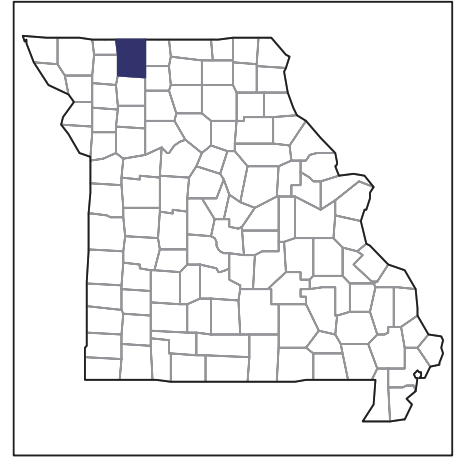


2007 CENSUS OF AGRICULTURE



Harrison County – Missouri

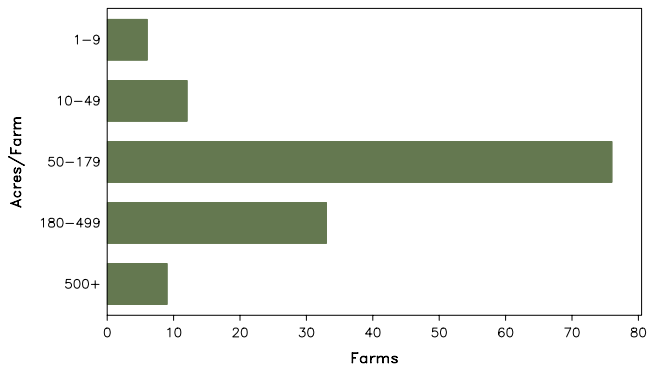
Farms with Women Principal Operators Compared with All Farms

	Women Principal Operators	All Farms
Number of Farms	136	1,160
Land in Farms	23,647 acres	388,353 acres
Average Size of Farm	174 acres	335 acres
Market Value of Products Sold	\$961,000	\$70,999,000
Crop Sales	\$527,000	\$41,103,000
Livestock Sales	\$434,000	\$29,895,000
Average Per Farm	\$7,064	\$61,206
Government Payments	\$811,000	\$6,966,000
Average Per Farm Receiving Payments	\$7,116	\$7,916

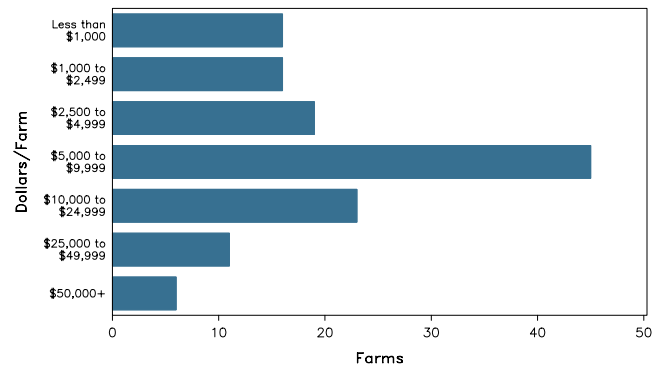
See footnotes on reverse page.

Farms with Women Principal Operators

Farms by Size



Farms by Economic Size



2007 CENSUS OF AGRICULTURE

Harrison County – Missouri Farms with Women Principal Operators

Selected Highlights

Item	Farms	Quantity
MARKET VALUE OF AGRICULTURAL PRODUCTS SOLD (\$1,000)		
Total value of agricultural products sold	136	961
Value of crops including nursery and greenhouse	31	527
Value of livestock, poultry, and their products	17	434
VALUE OF SALES BY COMMODITY GROUP (\$1,000)		
Grains, oilseeds, dry beans, and dry peas	16	434
Tobacco	-	-
Cotton and cottonseed	-	-
Vegetables, melons, potatoes and sweet potatoes	-	-
Fruits, tree nuts, and berries	-	-
Nursery, greenhouse, floriculture, and sod	-	-
Cut Christmas trees and short rotation woody crops	-	-
Other crops and hay	18	93
Poultry and eggs	-	-
Cattle and calves	13	421
Milk and other dairy products from cows	2	(D)
Hogs and pigs	-	-
Sheep, goats, and their products	2	(D)
Horses, ponies, mules, burros, and donkeys	-	-
Aquaculture	-	-
Other animals and other animal products	-	-
TOP CROP ITEMS (acres)		
Forage - land used for all hay and haylage, grass silage, and greenchop	26	1,388
Soybeans for beans	16	835
Corn for grain	10	580
TOP LIVESTOCK INVENTORY ITEMS (number)		
Cattle and calves	20	1,011
Turkeys	2	(D)
Goats, all	4	50
Rabbits and their pelts	3	(D)
Horses and ponies	5	14

Operator Characteristics

Item	Quantity
Primary occupation:	
Farming	17
Other	119
Days worked off farm:	
None	64
Any	72
Years on present farm:	
2 years or less	2
3 to 4 years	6
5 to 9 years	18
10 years or more	110
Age group:	
Under 45 years	9
45 to 64 years	50
65 years and over	77
Average age of principal operator (years)	67.1

Economic Characteristics

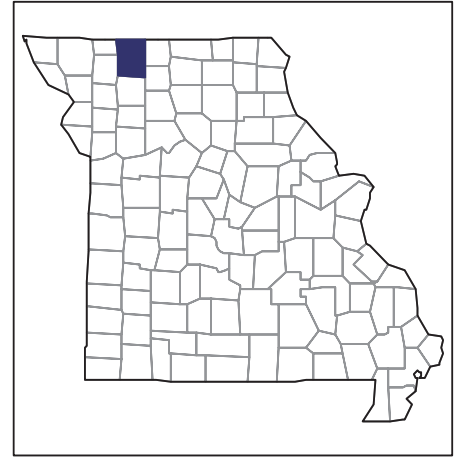
Item	Quantity
Farms by value of sales:	
Less than \$1,000	98
\$1,000 to \$2,499	4
\$2,500 to \$4,999	9
\$5,000 to \$9,999	5
\$10,000 to \$49,999	15
\$50,000 to \$99,999	3
\$100,000 to \$249,999	2
\$250,000 to \$499,999	-
\$500,000 or more	-
Total farm production expenses (\$1,000)	1,223
Average per farm (\$)	8,994
Net cash farm income of operation (\$1,000)	730
Average per farm (\$)	5,364
Value of agricultural products sold directly to individuals for human consumption (\$1,000)	(D)
Total organic product sales (\$1,000)	-
Total income from farm-related sources, gross before taxes and expenses (\$1,000)	181

See "Census of Agriculture, Volume 1, Geographic Area Series" for complete footnotes, explanations, definitions, and methodology.
(D) Cannot be disclosed. (Z) Less than half of the unit shown.

2007 CENSUS *OF* AGRICULTURE

Harrison County – Missouri

Farms with Spanish, Hispanic, or Latino Operators Compared with All Farms



Data are not available at this geographic level for farms with Spanish, Hispanic, or Latino operators.



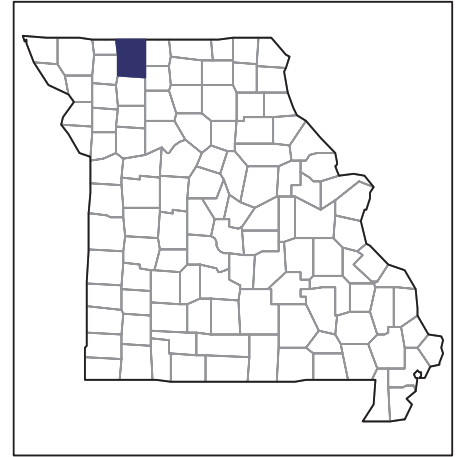
United States Department of Agriculture
National Agricultural Statistics Service

www.agcensus.usda.gov

2007 CENSUS OF AGRICULTURE

Harrison County – Missouri

Farms with American Indian or Alaska Native Operators Compared with All Farms



Data are not available at this geographic level for farms with American Indian or Alaska Native operators.



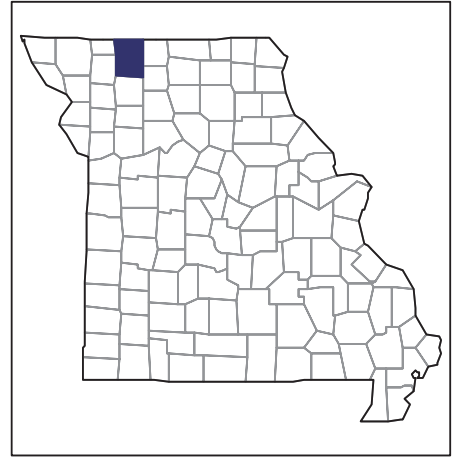
United States Department of Agriculture
National Agricultural Statistics Service

www.agcensus.usda.gov

2007 CENSUS *OF* **AGRICULTURE**

Harrison County – Missouri

**Farms with Asian Operators
Compared with All Farms**



Data are not available at this geographic level for farms with Asian operators.



United States Department of Agriculture
National Agricultural Statistics Service

www.agcensus.usda.gov

2007 CENSUS *OF* AGRICULTURE

Harrison County – Missouri

**Farms with Black or African American
Operators Compared with All Farms**



Data are not available at this geographic level for farms with Black or African American operators.



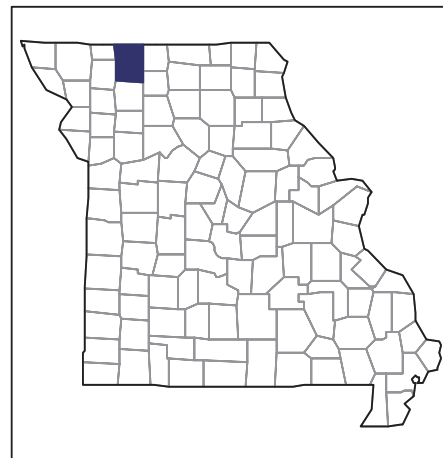
United States Department of Agriculture
National Agricultural Statistics Service

www.agcensus.usda.gov

2007 CENSUS OF AGRICULTURE

Harrison County – Missouri

Farms with Native Hawaiian or Other Pacific Islander Operators Compared with All Farms



Data are not available at this geographic level for farms with Native Hawaiian or Other Pacific Islander operators.



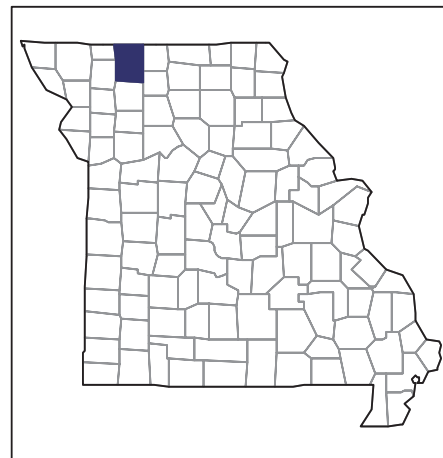
United States Department of Agriculture
National Agricultural Statistics Service

www.agcensus.usda.gov

2007 CENSUS OF AGRICULTURE

Harrison County – Missouri

**Farms with White Operators
Compared with All Farms**



Data are not available at this geographic level for farms with White operators.



United States Department of Agriculture
National Agricultural Statistics Service

www.agcensus.usda.gov

