

2007 CENSUS OF AGRICULTURE



Howard County – Missouri

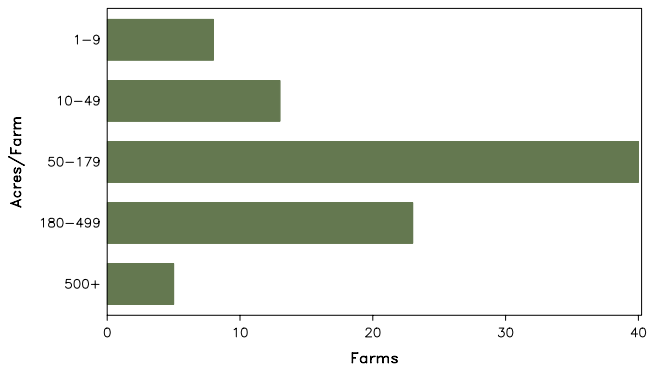
Farms with Women Principal Operators Compared with All Farms

	Women Principal Operators	All Farms
Number of Farms	89	867
Land in Farms	15,448 acres	276,590 acres
Average Size of Farm	174 acres	319 acres
Market Value of Products Sold	\$1,449,000	\$45,061,000
Crop Sales	\$1,019,000	\$34,407,000
Livestock Sales	\$429,000	\$10,654,000
Average Per Farm	\$16,279	\$51,973
Government Payments	\$190,000	\$3,596,000
Average Per Farm Receiving Payments	\$3,809	\$6,635

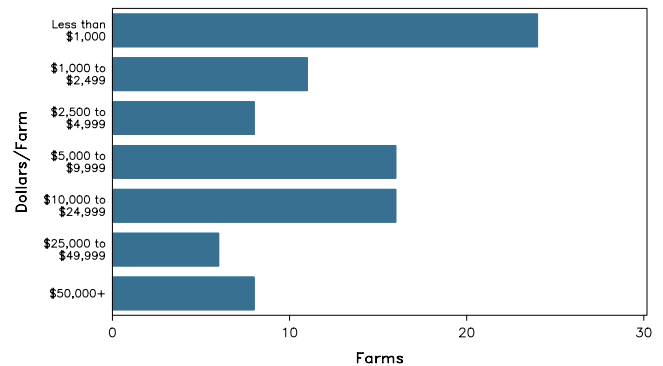
See footnotes on reverse page.

Farms with Women Principal Operators

Farms by Size



Farms by Economic Size



2007 CENSUS OF AGRICULTURE

Howard County – Missouri Farms with Women Principal Operators

Selected Highlights

Item	Farms	Quantity
MARKET VALUE OF AGRICULTURAL PRODUCTS SOLD (\$1,000)		
Total value of agricultural products sold	89	1,449
Value of crops including nursery and greenhouse	38	1,019
Value of livestock, poultry, and their products	31	429
VALUE OF SALES BY COMMODITY GROUP (\$1,000)		
Grains, oilseeds, dry beans, and dry peas	19	(D)
Tobacco	-	-
Cotton and cottonseed	-	-
Vegetables, melons, potatoes and sweet potatoes	-	-
Fruits, tree nuts, and berries	-	-
Nursery, greenhouse, floriculture, and sod	-	-
Cut Christmas trees and short rotation woody crops	-	-
Other crops and hay	23	(D)
Poultry and eggs	4	(D)
Cattle and calves	27	416
Milk and other dairy products from cows	-	-
Hogs and pigs	-	-
Sheep, goats, and their products	1	(D)
Horses, ponies, mules, burros, and donkeys	1	(D)
Aquaculture	-	-
Other animals and other animal products	-	-
TOP CROP ITEMS (acres)		
Forage - land used for all hay and haylage, grass silage, and greenchop	45	2,252
Corn for grain	12	1,108
Soybeans for beans	14	1,065
Wheat for grain, all	5	296
TOP LIVESTOCK INVENTORY ITEMS (number)		
Cattle and calves	32	1,368
Broilers and other meat-type chickens	2	(D)
Horses and ponies	27	129
Turkeys	2	(D)
Layers	5	44

Operator Characteristics

Item	Quantity
Primary occupation:	
Farming	23
Other	66
Days worked off farm:	
None	36
Any	53
Years on present farm:	
2 years or less	9
3 to 4 years	9
5 to 9 years	21
10 years or more	50
Age group:	
Under 45 years	18
45 to 64 years	37
65 years and over	34
Average age of principal operator (years)	60.6

Economic Characteristics

Item	Quantity
Farms by value of sales:	
Less than \$1,000	40
\$1,000 to \$2,499	7
\$2,500 to \$4,999	9
\$5,000 to \$9,999	6
\$10,000 to \$49,999	19
\$50,000 to \$99,999	6
\$100,000 to \$249,999	1
\$250,000 to \$499,999	1
\$500,000 or more	-
Total farm production expenses (\$1,000)	1,126
Average per farm (\$)	12,652
Net cash farm income of operation (\$1,000)	620
Average per farm (\$)	6,966
Value of agricultural products sold directly to individuals for human consumption (\$1,000)	7
Total organic product sales (\$1,000)	-
Total income from farm-related sources, gross before taxes and expenses (\$1,000)	107

See "Census of Agriculture, Volume 1, Geographic Area Series" for complete footnotes, explanations, definitions, and methodology.
(D) Cannot be disclosed. (Z) Less than half of the unit shown.

2007 CENSUS OF AGRICULTURE

Howard County – Missouri

Farms with Spanish, Hispanic, or Latino Operators Compared with All Farms



Data are not available at this geographic level for farms with Spanish, Hispanic, or Latino operators.



United States Department of Agriculture
National Agricultural Statistics Service

www.agcensus.usda.gov

2007 CENSUS *OF* AGRICULTURE

Howard County – Missouri

Farms with American Indian or Alaska Native Operators Compared with All Farms



Data are not available at this geographic level for farms with American Indian or Alaska Native operators.



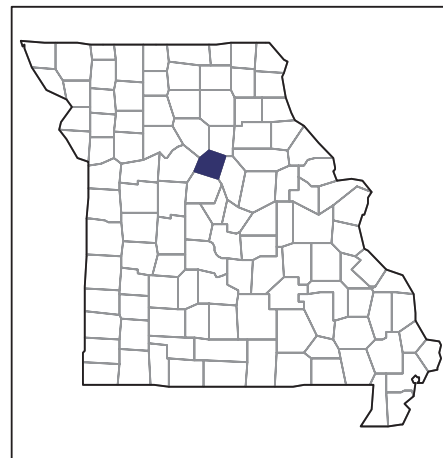
United States Department of Agriculture
National Agricultural Statistics Service

www.agcensus.usda.gov

2007 CENSUS OF AGRICULTURE

Howard County – Missouri

**Farms with Asian Operators
Compared with All Farms**



Data are not available at this geographic level for farms with Asian operators.



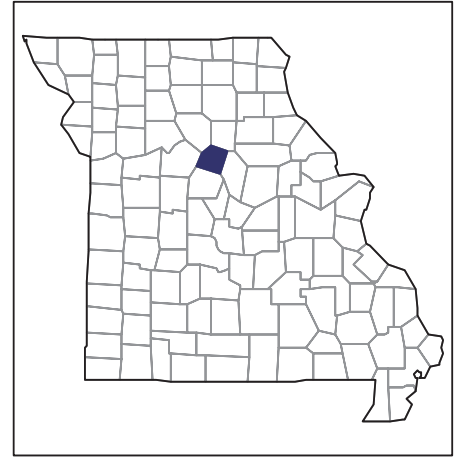
United States Department of Agriculture
National Agricultural Statistics Service

www.agcensus.usda.gov

2007 CENSUS OF AGRICULTURE

Howard County – Missouri

Farms with Black or African American Operators Compared with All Farms



Data are not available at this geographic level for farms with Black or African American operators.



United States Department of Agriculture
National Agricultural Statistics Service

www.agcensus.usda.gov

2007 CENSUS *OF* AGRICULTURE

Howard County – Missouri

Farms with Native Hawaiian or Other Pacific Islander Operators Compared with All Farms



Data are not available at this geographic level for farms with Native Hawaiian or Other Pacific Islander operators.



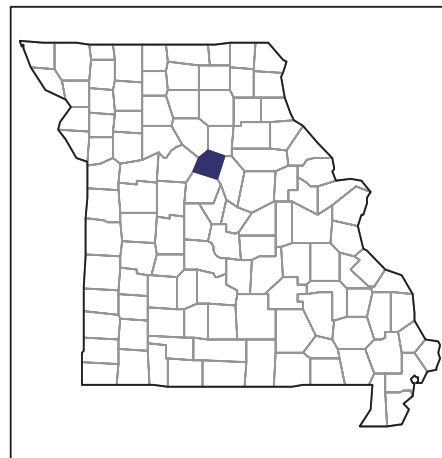
United States Department of Agriculture
National Agricultural Statistics Service

www.agcensus.usda.gov

2007 CENSUS OF AGRICULTURE

Howard County – Missouri

**Farms with White Operators
Compared with All Farms**



Data are not available at this geographic level for farms with White operators.



United States Department of Agriculture
National Agricultural Statistics Service

www.agcensus.usda.gov

