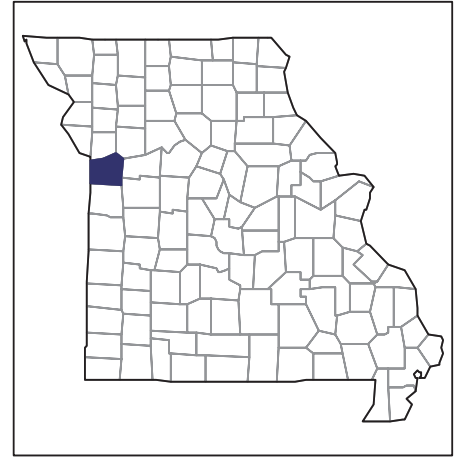


2007 CENSUS OF AGRICULTURE



Jackson County – Missouri

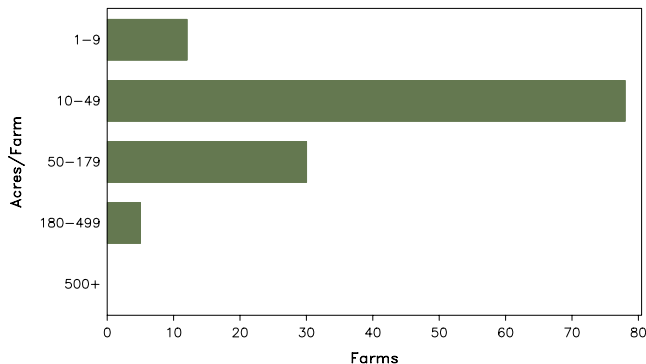
Farms with Women Principal Operators Compared with All Farms

	Women Principal Operators	All Farms
Number of Farms	125	838
Land in Farms	5,942 acres	139,190 acres
Average Size of Farm	48 acres	166 acres
Market Value of Products Sold	\$984,000	\$32,068,000
Crop Sales	\$762,000	\$27,724,000
Livestock Sales	\$222,000	\$4,344,000
Average Per Farm	\$7,872	\$38,267
Government Payments	\$23,000	\$885,000
Average Per Farm Receiving Payments	\$1,037	\$4,024

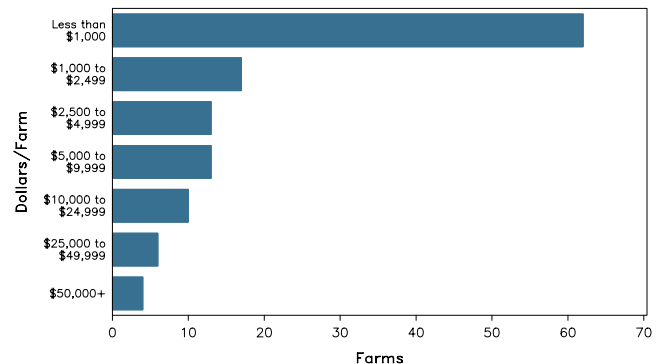
See footnotes on reverse page.

Farms with Women Principal Operators

Farms by Size



Farms by Economic Size



2007 CENSUS OF AGRICULTURE

Jackson County – Missouri Farms with Women Principal Operators

Selected Highlights

Item	Farms	Quantity
MARKET VALUE OF AGRICULTURAL PRODUCTS SOLD (\$1,000)		
Total value of agricultural products sold	125	984
Value of crops including nursery and greenhouse	48	762
Value of livestock, poultry, and their products	32	222
VALUE OF SALES BY COMMODITY GROUP (\$1,000)		
Grains, oilseeds, dry beans, and dry peas	15	(D)
Tobacco	-	-
Cotton and cottonseed	-	-
Vegetables, melons, potatoes and sweet potatoes	4	(D)
Fruits, tree nuts, and berries	-	-
Nursery, greenhouse, floriculture, and sod	9	370
Cut Christmas trees and short rotation woody crops	-	-
Other crops and hay	24	(D)
Poultry and eggs	4	2
Cattle and calves	14	108
Milk and other dairy products from cows	1	(D)
Hogs and pigs	-	-
Sheep, goats, and their products	8	3
Horses, ponies, mules, burros, and donkeys	14	(D)
Aquaculture	-	-
Other animals and other animal products	6	6
TOP CROP ITEMS (acres)		
Forage - land used for all hay and haylage, grass silage, and greenchop	38	1,116
Wheat for grain, all	3	226
Corn for grain	4	127
Soybeans for beans	5	112
Bulbs, corms, rhizomes, and tubers-dry	1	(D)
TOP LIVESTOCK INVENTORY ITEMS (number)		
Cattle and calves	30	816
Horses and ponies	73	769
Llamas	6	94
Pheasants	2	(D)
Sheep and lambs	5	46

Operator Characteristics

Item	Quantity
Primary occupation:	
Farming	48
Other	77
Days worked off farm:	
None	39
Any	86
Years on present farm:	
2 years or less	5
3 to 4 years	3
5 to 9 years	32
10 years or more	85
Age group:	
Under 45 years	11
45 to 64 years	79
65 years and over	35
Average age of principal operator (years)	56.4

Economic Characteristics

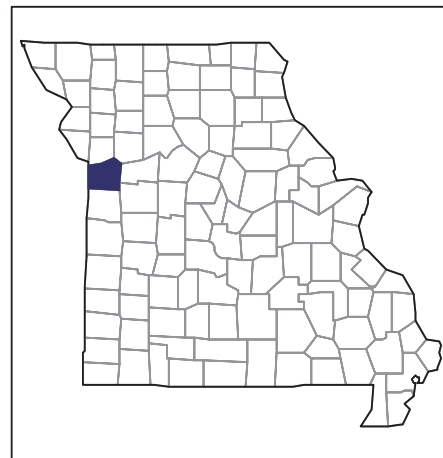
Item	Quantity
Farms by value of sales:	
Less than \$1,000	65
\$1,000 to \$2,499	17
\$2,500 to \$4,999	14
\$5,000 to \$9,999	9
\$10,000 to \$49,999	16
\$50,000 to \$99,999	1
\$100,000 to \$249,999	3
\$250,000 to \$499,999	-
\$500,000 or more	-
Total farm production expenses (\$1,000)	2,060
Average per farm (\$)	16,478
Net cash farm income of operation (\$1,000)	-141
Average per farm (\$)	-1,132
Value of agricultural products sold directly to individuals for human consumption (\$1,000)	2
Total organic product sales (\$1,000)	(D)
Total income from farm-related sources, gross before taxes and expenses (\$1,000)	911

See "Census of Agriculture, Volume 1, Geographic Area Series" for complete footnotes, explanations, definitions, and methodology.
(D) Cannot be disclosed. (Z) Less than half of the unit shown.

2007 CENSUS OF AGRICULTURE

Jackson County – Missouri

Farms with Spanish, Hispanic, or Latino Operators Compared with All Farms



Data are not available at this geographic level for farms with Spanish, Hispanic, or Latino operators.



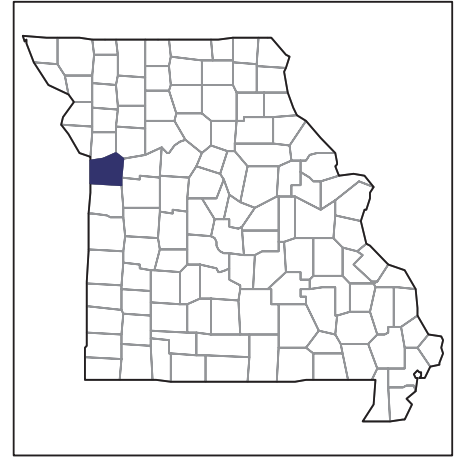
United States Department of Agriculture
National Agricultural Statistics Service

www.agcensus.usda.gov

2007 CENSUS OF AGRICULTURE

Jackson County – Missouri

Farms with American Indian or Alaska Native Operators Compared with All Farms



Data are not available at this geographic level for farms with American Indian or Alaska Native operators.



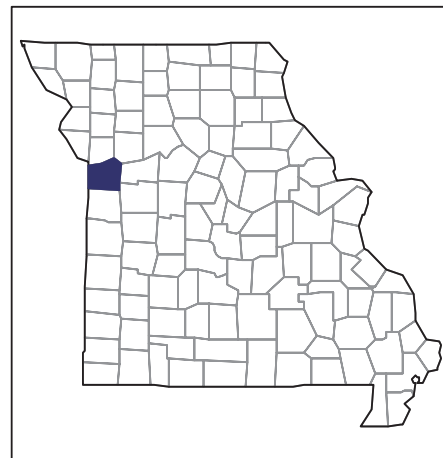
United States Department of Agriculture
National Agricultural Statistics Service

www.agcensus.usda.gov

2007 CENSUS *OF* **AGRICULTURE**

Jackson County – Missouri

**Farms with Asian Operators
Compared with All Farms**



Data are not available at this geographic level for farms with Asian operators.



United States Department of Agriculture
National Agricultural Statistics Service

www.agcensus.usda.gov

2007 CENSUS OF AGRICULTURE

Jackson County – Missouri

Farms with Black or African American Operators Compared with All Farms



Data are not available at this geographic level for farms with Black or African American operators.



United States Department of Agriculture
National Agricultural Statistics Service

www.agcensus.usda.gov

2007 CENSUS *OF* AGRICULTURE

Jackson County – Missouri

Farms with Native Hawaiian or Other Pacific Islander Operators Compared with All Farms



Data are not available at this geographic level for farms with Native Hawaiian or Other Pacific Islander operators.



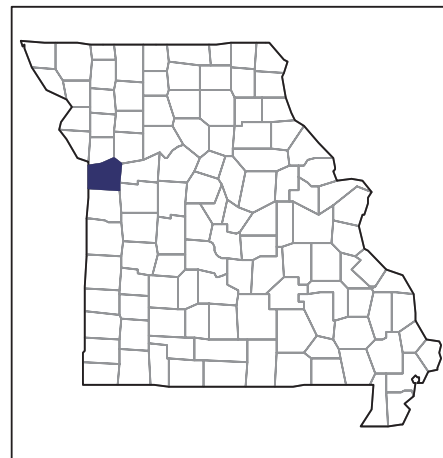
United States Department of Agriculture
National Agricultural Statistics Service

www.agcensus.usda.gov

2007 CENSUS *OF* **AGRICULTURE**

Jackson County – Missouri

**Farms with White Operators
Compared with All Farms**



Data are not available at this geographic level for farms with White operators.



United States Department of Agriculture
National Agricultural Statistics Service

www.agcensus.usda.gov

