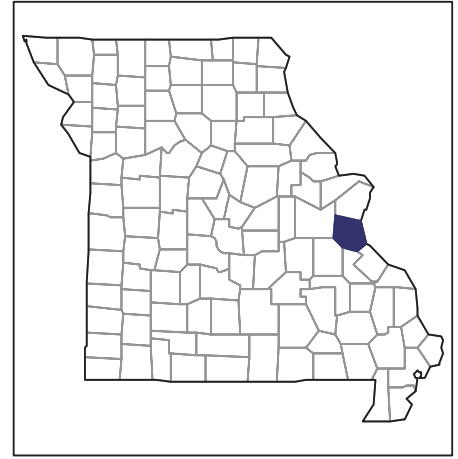


2007 CENSUS OF AGRICULTURE



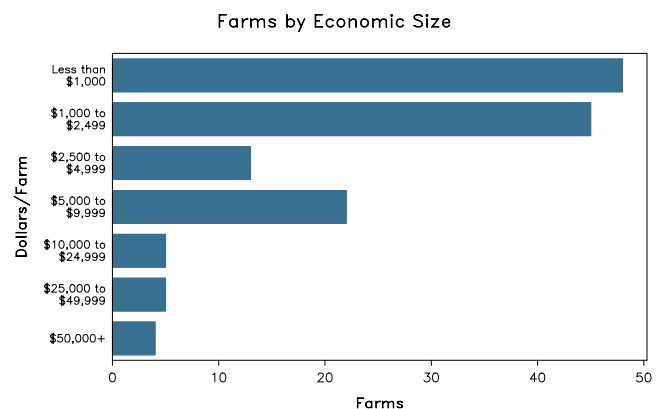
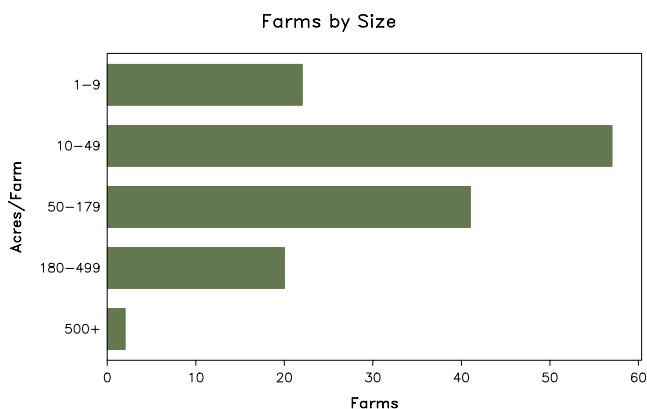
Jefferson County – Missouri

Farms with Women Principal Operators Compared with All Farms

	Women Principal Operators	All Farms
Number of Farms	142	697
Land in Farms	13,342 acres	92,225 acres
Average Size of Farm	94 acres	132 acres
Market Value of Products Sold	\$900,000	\$11,116,000
Crop Sales	\$567,000	\$5,554,000
Livestock Sales	\$333,000	\$5,561,000
Average Per Farm	\$6,341	\$15,948
Government Payments	\$26,000	\$280,000
Average Per Farm Receiving Payments	\$1,970	\$3,106

See footnotes on reverse page.

Farms with Women Principal Operators



2007 CENSUS OF AGRICULTURE

Jefferson County – Missouri Farms with Women Principal Operators

Selected Highlights

Item	Farms	Quantity
MARKET VALUE OF AGRICULTURAL PRODUCTS SOLD (\$1,000)		
Total value of agricultural products sold	142	900
Value of crops including nursery and greenhouse	48	567
Value of livestock, poultry, and their products	69	333
VALUE OF SALES BY COMMODITY GROUP (\$1,000)		
Grains, oilseeds, dry beans, and dry peas	10	(D)
Tobacco	-	-
Cotton and cottonseed	-	-
Vegetables, melons, potatoes and sweet potatoes	2	(D)
Fruits, tree nuts, and berries	1	(D)
Nursery, greenhouse, floriculture, and sod	4	(D)
Cut Christmas trees and short rotation woody crops	1	(D)
Other crops and hay	33	111
Poultry and eggs	16	17
Cattle and calves	25	180
Milk and other dairy products from cows	-	-
Hogs and pigs	3	34
Sheep, goats, and their products	9	4
Horses, ponies, mules, burros, and donkeys	29	88
Aquaculture	-	-
Other animals and other animal products	3	9
TOP CROP ITEMS (acres)		
Forage - land used for all hay and haylage, grass silage, and greenchop	56	1,882
Soybeans for beans	6	1,100
Wheat for grain, all	7	264
Corn for grain	2	(D)
Nursery stock	2	(D)
TOP LIVESTOCK INVENTORY ITEMS (number)		
Layers	18	801
Cattle and calves	32	726
Horses and ponies	69	625
Pullets for laying flock replacement	4	456
Hogs and pigs	2	(D)

Operator Characteristics

Item	Quantity
Primary occupation:	
Farming	55
Other	87
Days worked off farm:	
None	62
Any	80
Years on present farm:	
2 years or less	5
3 to 4 years	10
5 to 9 years	23
10 years or more	104
Age group:	
Under 45 years	28
45 to 64 years	57
65 years and over	57
Average age of principal operator (years)	58.7

Economic Characteristics

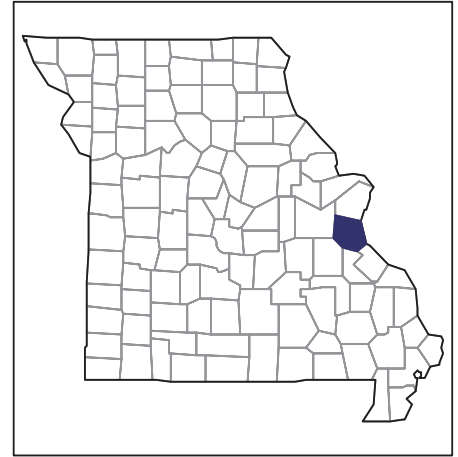
Item	Quantity
Farms by value of sales:	
Less than \$1,000	50
\$1,000 to \$2,499	45
\$2,500 to \$4,999	13
\$5,000 to \$9,999	20
\$10,000 to \$49,999	10
\$50,000 to \$99,999	3
\$100,000 to \$249,999	1
\$250,000 to \$499,999	-
\$500,000 or more	-
Total farm production expenses (\$1,000)	2,324
Average per farm (\$)	16,369
Net cash farm income of operation (\$1,000)	-1,193
Average per farm (\$)	-8,401
Value of agricultural products sold directly to individuals for human consumption (\$1,000)	19
Total organic product sales (\$1,000)	-
Total income from farm-related sources, gross before taxes and expenses (\$1,000)	205

See "Census of Agriculture, Volume 1, Geographic Area Series" for complete footnotes, explanations, definitions, and methodology.
(D) Cannot be disclosed. (Z) Less than half of the unit shown.

2007 CENSUS OF AGRICULTURE

Jefferson County – Missouri

Farms with Spanish, Hispanic, or Latino Operators Compared with All Farms



Data are not available at this geographic level for farms with Spanish, Hispanic, or Latino operators.



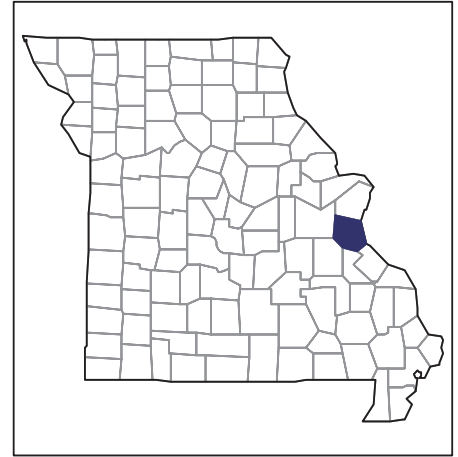
United States Department of Agriculture
National Agricultural Statistics Service

www.agcensus.usda.gov

2007 CENSUS *OF* **AGRICULTURE**

Jefferson County – Missouri

Farms with American Indian or Alaska Native Operators Compared with All Farms



Data are not available at this geographic level for farms with American Indian or Alaska Native operators.



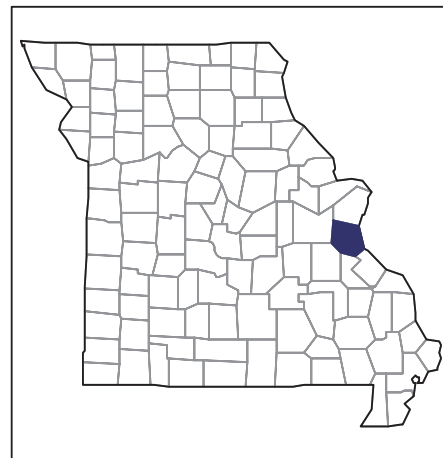
United States Department of Agriculture
National Agricultural Statistics Service

www.agcensus.usda.gov

2007 CENSUS *OF* **AGRICULTURE**

Jefferson County – Missouri

**Farms with Asian Operators
Compared with All Farms**



Data are not available at this geographic level for farms with Asian operators.



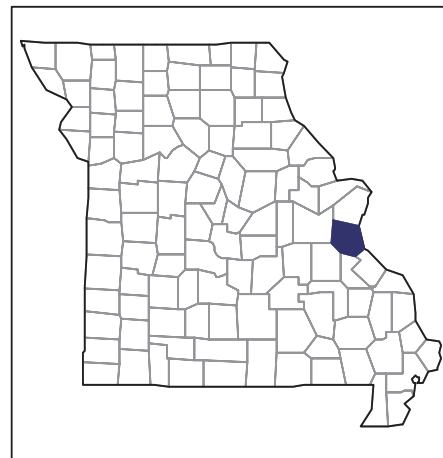
United States Department of Agriculture
National Agricultural Statistics Service

www.agcensus.usda.gov

2007 CENSUS *OF* **AGRICULTURE**

Jefferson County – Missouri

Farms with Black or African American Operators Compared with All Farms



Data are not available at this geographic level for farms with Black or African American operators.



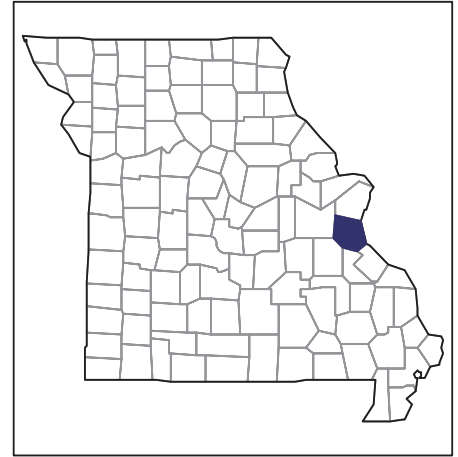
United States Department of Agriculture
National Agricultural Statistics Service

www.agcensus.usda.gov

2007 CENSUS *OF* AGRICULTURE

Jefferson County – Missouri

Farms with Native Hawaiian or Other Pacific Islander Operators Compared with All Farms



Data are not available at this geographic level for farms with Native Hawaiian or Other Pacific Islander operators.



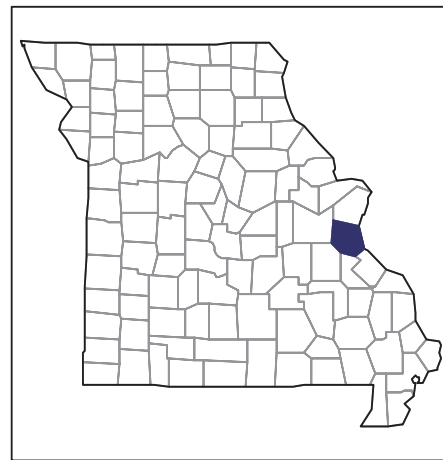
United States Department of Agriculture
National Agricultural Statistics Service

www.agcensus.usda.gov

2007 CENSUS *OF* AGRICULTURE

Jefferson County – Missouri

**Farms with White Operators
Compared with All Farms**



Data are not available at this geographic level for farms with White operators.



United States Department of Agriculture
National Agricultural Statistics Service

www.agcensus.usda.gov

