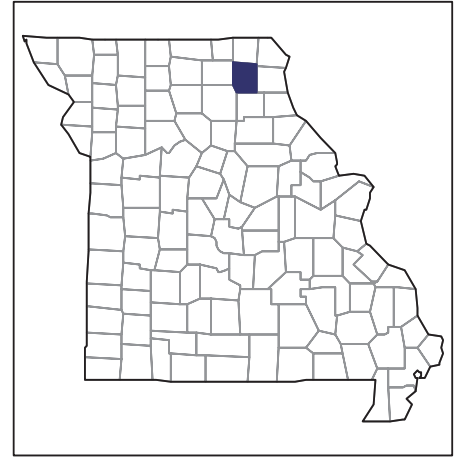


2007 CENSUS OF AGRICULTURE



Knox County – Missouri

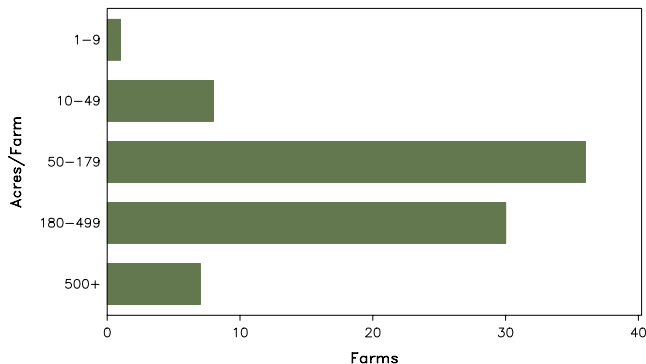
Farms with Women Principal Operators Compared with All Farms

	Women Principal Operators	All Farms
Number of Farms	82	696
Land in Farms	22,752 acres	253,679 acres
Average Size of Farm	277 acres	364 acres
Market Value of Products Sold	\$1,893,000	\$57,298,000
Crop Sales	\$1,311,000	\$39,560,000
Livestock Sales	\$582,000	\$17,738,000
Average Per Farm	\$23,082	\$82,325
Government Payments	\$591,000	\$4,269,000
Average Per Farm Receiving Payments	\$9,229	\$8,132

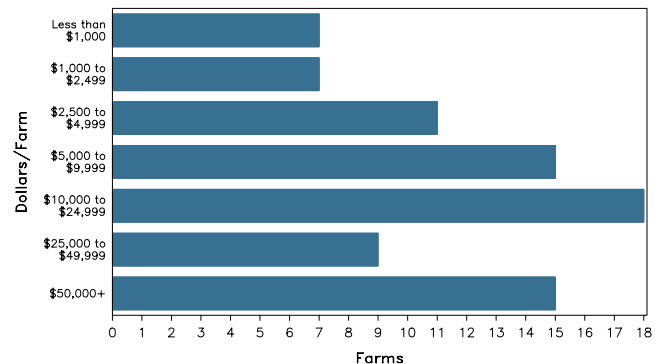
See footnotes on reverse page.

Farms with Women Principal Operators

Farms by Size



Farms by Economic Size



2007 CENSUS OF AGRICULTURE

Knox County – Missouri Farms with Women Principal Operators

Selected Highlights

Item	Farms	Quantity
MARKET VALUE OF AGRICULTURAL PRODUCTS SOLD (\$1,000)		
Total value of agricultural products sold	82	1,893
Value of crops including nursery and greenhouse	34	1,311
Value of livestock, poultry, and their products	20	582
VALUE OF SALES BY COMMODITY GROUP (\$1,000)		
Grains, oilseeds, dry beans, and dry peas	19	(D)
Tobacco	-	-
Cotton and cottonseed	-	-
Vegetables, melons, potatoes and sweet potatoes	-	-
Fruits, tree nuts, and berries	-	-
Nursery, greenhouse, floriculture, and sod	1	(D)
Cut Christmas trees and short rotation woody crops	-	-
Other crops and hay	18	(D)
Poultry and eggs	3	3
Cattle and calves	19	(D)
Milk and other dairy products from cows	3	(D)
Hogs and pigs	-	-
Sheep, goats, and their products	2	(D)
Horses, ponies, mules, burros, and donkeys	-	-
Aquaculture	-	-
Other animals and other animal products	-	-
TOP CROP ITEMS (acres)		
Forage - land used for all hay and haylage, grass silage, and greenchop	31	2,694
Soybeans for beans	18	1,838
Corn for grain	9	754
Wheat for grain, all	8	679
Corn for silage or greenchop	3	77
TOP LIVESTOCK INVENTORY ITEMS (number)		
Cattle and calves	18	1,381
Horses and ponies	11	97
Layers	3	82
Ducks	1	(D)
Goats, all	4	44

Operator Characteristics

Item	Quantity
Primary occupation:	
Farming	26
Other	56
Days worked off farm:	
None	44
Any	38
Years on present farm:	
2 years or less	7
3 to 4 years	5
5 to 9 years	11
10 years or more	59
Age group:	
Under 45 years	13
45 to 64 years	19
65 years and over	50
Average age of principal operator (years)	64.3

Economic Characteristics

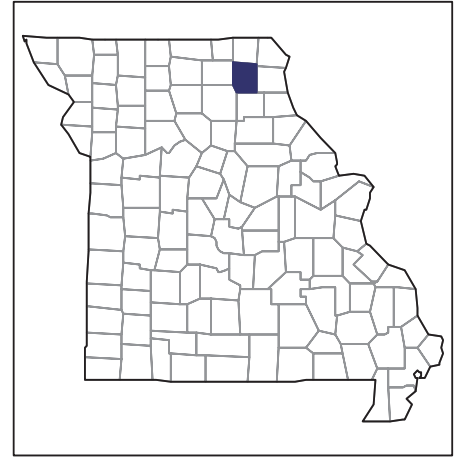
Item	Quantity
Farms by value of sales:	
Less than \$1,000	41
\$1,000 to \$2,499	-
\$2,500 to \$4,999	1
\$5,000 to \$9,999	10
\$10,000 to \$49,999	21
\$50,000 to \$99,999	5
\$100,000 to \$249,999	3
\$250,000 to \$499,999	1
\$500,000 or more	-
Total farm production expenses (\$1,000)	1,759
Average per farm (\$)	21,453
Net cash farm income of operation (\$1,000)	1,167
Average per farm (\$)	14,235
Value of agricultural products sold directly to individuals for human consumption (\$1,000)	(D)
Total organic product sales (\$1,000)	-
Total income from farm-related sources, gross before taxes and expenses (\$1,000)	443

See "Census of Agriculture, Volume 1, Geographic Area Series" for complete footnotes, explanations, definitions, and methodology.
(D) Cannot be disclosed. (Z) Less than half of the unit shown.

2007 CENSUS OF AGRICULTURE

Knox County – Missouri

Farms with Spanish, Hispanic, or Latino Operators Compared with All Farms



Data are not available at this geographic level for farms with Spanish, Hispanic, or Latino operators.



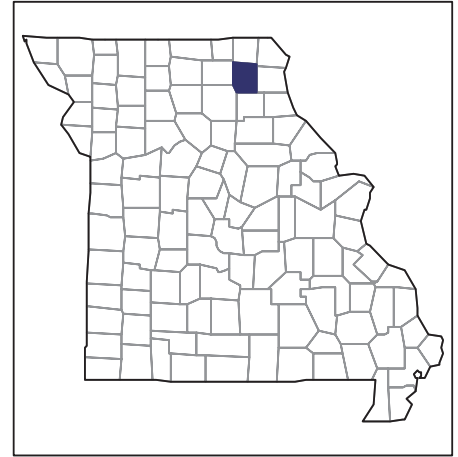
United States Department of Agriculture
National Agricultural Statistics Service

www.agcensus.usda.gov

2007 CENSUS OF AGRICULTURE

Knox County – Missouri

Farms with American Indian or Alaska Native Operators Compared with All Farms



Data are not available at this geographic level for farms with American Indian or Alaska Native operators.



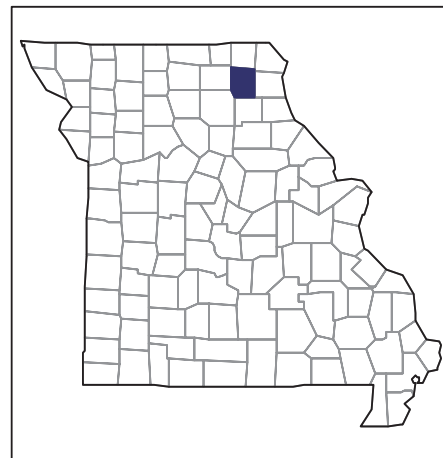
United States Department of Agriculture
National Agricultural Statistics Service

www.agcensus.usda.gov

2007 CENSUS OF AGRICULTURE

Knox County – Missouri

**Farms with Asian Operators
Compared with All Farms**



Data are not available at this geographic level for farms with Asian operators.



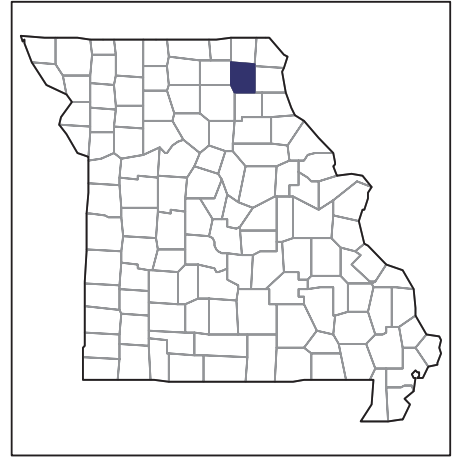
United States Department of Agriculture
National Agricultural Statistics Service

www.agcensus.usda.gov

2007 CENSUS *OF* AGRICULTURE

Knox County – Missouri

**Farms with Black or African American
Operators Compared with All Farms**



Data are not available at this geographic level for farms with Black or African American operators.



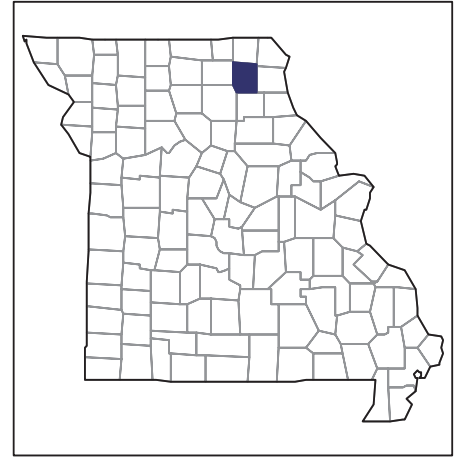
United States Department of Agriculture
National Agricultural Statistics Service

www.agcensus.usda.gov

2007 CENSUS OF AGRICULTURE

Knox County – Missouri

Farms with Native Hawaiian or Other Pacific Islander Operators Compared with All Farms



Data are not available at this geographic level for farms with Native Hawaiian or Other Pacific Islander operators.



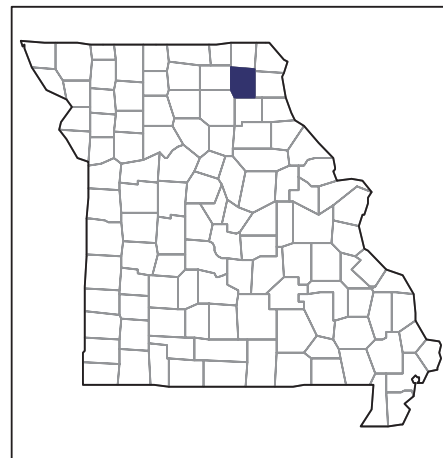
United States Department of Agriculture
National Agricultural Statistics Service

www.agcensus.usda.gov

2007 CENSUS *OF* AGRICULTURE

Knox County – Missouri

**Farms with White Operators
Compared with All Farms**



Data are not available at this geographic level for farms with White operators.



United States Department of Agriculture
National Agricultural Statistics Service

www.agcensus.usda.gov

