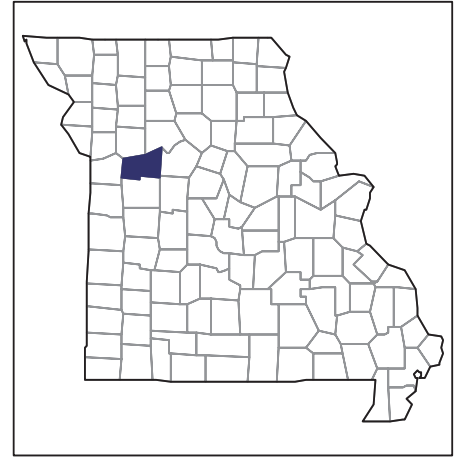


2007 CENSUS OF AGRICULTURE



Lafayette County – Missouri

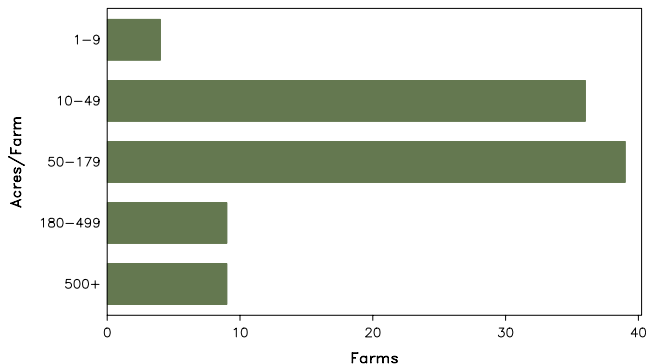
Farms with Women Principal Operators Compared with All Farms

	Women Principal Operators	All Farms
Number of Farms	97	1,299
Land in Farms	13,796 acres	352,916 acres
Average Size of Farm	142 acres	272 acres
Market Value of Products Sold	\$1,399,000	\$120,586,000
Crop Sales	\$1,095,000	\$85,068,000
Livestock Sales	\$304,000	\$35,518,000
Average Per Farm	\$14,423	\$92,830
Government Payments	\$171,000	\$4,684,000
Average Per Farm Receiving Payments	\$3,298	\$5,719

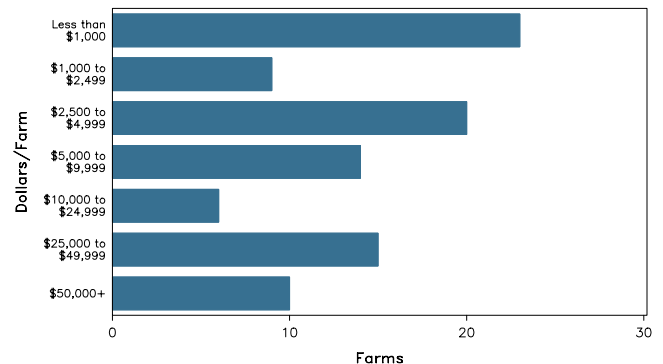
See footnotes on reverse page.

Farms with Women Principal Operators

Farms by Size



Farms by Economic Size



2007 CENSUS OF AGRICULTURE

Lafayette County – Missouri Farms with Women Principal Operators

Selected Highlights

Item	Farms	Quantity
MARKET VALUE OF AGRICULTURAL PRODUCTS SOLD (\$1,000)		
Total value of agricultural products sold	97	1,399
Value of crops including nursery and greenhouse	42	1,095
Value of livestock, poultry, and their products	36	304
VALUE OF SALES BY COMMODITY GROUP (\$1,000)		
Grains, oilseeds, dry beans, and dry peas	31	(D)
Tobacco	-	-
Cotton and cottonseed	-	-
Vegetables, melons, potatoes and sweet potatoes	2	(D)
Fruits, tree nuts, and berries	2	(D)
Nursery, greenhouse, floriculture, and sod	4	83
Cut Christmas trees and short rotation woody crops	-	-
Other crops and hay	18	38
Poultry and eggs	5	(D)
Cattle and calves	27	267
Milk and other dairy products from cows	-	-
Hogs and pigs	1	(D)
Sheep, goats, and their products	4	7
Horses, ponies, mules, burros, and donkeys	6	22
Aquaculture	-	-
Other animals and other animal products	-	-
TOP CROP ITEMS (acres)		
Soybeans for beans	33	2,598
Corn for grain	27	2,081
Forage - land used for all hay and haylage, grass silage, and greenchop	37	1,158
Field and grass seed crops, all	1	(D)
Peaches, all	3	(D)
TOP LIVESTOCK INVENTORY ITEMS (number)		
Cattle and calves	30	824
Horses and ponies	33	295
Goats, all	10	206
Layers	7	112
Mules, burros, and donkeys	4	94

Operator Characteristics

Item	Quantity
Primary occupation:	
Farming	36
Other	61
Days worked off farm:	
None	45
Any	52
Years on present farm:	
2 years or less	4
3 to 4 years	7
5 to 9 years	24
10 years or more	62
Age group:	
Under 45 years	16
45 to 64 years	41
65 years and over	40
Average age of principal operator (years)	59.2

Economic Characteristics

Item	Quantity
Farms by value of sales:	
Less than \$1,000	37
\$1,000 to \$2,499	10
\$2,500 to \$4,999	11
\$5,000 to \$9,999	9
\$10,000 to \$49,999	25
\$50,000 to \$99,999	4
\$100,000 to \$249,999	1
\$250,000 to \$499,999	-
\$500,000 or more	-
Total farm production expenses (\$1,000)	1,882
Average per farm (\$)	19,403
Net cash farm income of operation (\$1,000)	186
Average per farm (\$)	1,914
Value of agricultural products sold directly to individuals for human consumption (\$1,000)	8
Total organic product sales (\$1,000)	-
Total income from farm-related sources, gross before taxes and expenses (\$1,000)	497

See "Census of Agriculture, Volume 1, Geographic Area Series" for complete footnotes, explanations, definitions, and methodology.
(D) Cannot be disclosed. (Z) Less than half of the unit shown.

2007 CENSUS OF AGRICULTURE

Lafayette County – Missouri

Farms with Spanish, Hispanic, or Latino Operators Compared with All Farms



Data are not available at this geographic level for farms with Spanish, Hispanic, or Latino operators.



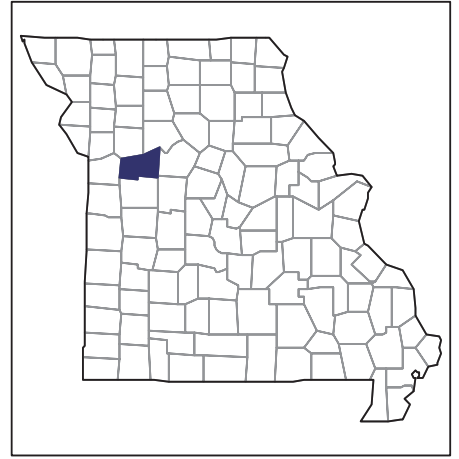
United States Department of Agriculture
National Agricultural Statistics Service

www.agcensus.usda.gov

2007 CENSUS OF AGRICULTURE

Lafayette County – Missouri

Farms with American Indian or Alaska Native Operators Compared with All Farms



Data are not available at this geographic level for farms with American Indian or Alaska Native operators.



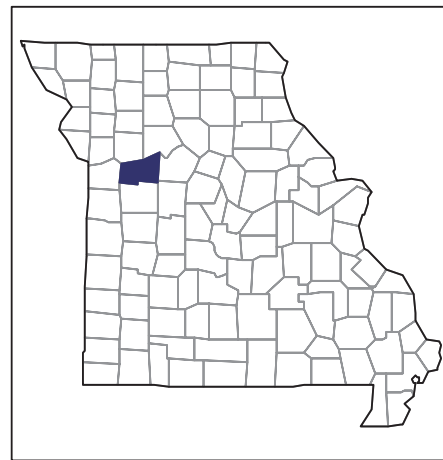
United States Department of Agriculture
National Agricultural Statistics Service

www.agcensus.usda.gov

2007 CENSUS OF AGRICULTURE

Lafayette County – Missouri

Farms with Asian Operators Compared with All Farms



Data are not available at this geographic level for farms with Asian operators.



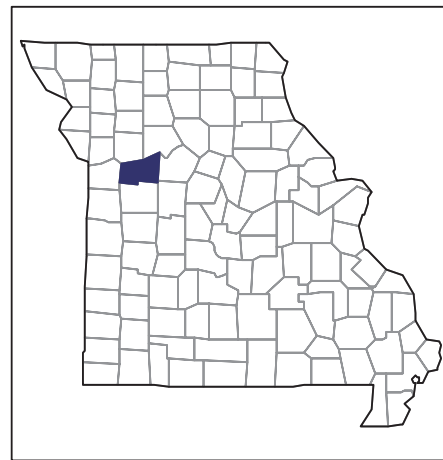
United States Department of Agriculture
National Agricultural Statistics Service

www.agcensus.usda.gov

2007 CENSUS *OF* AGRICULTURE

Lafayette County – Missouri

Farms with Black or African American Operators Compared with All Farms



Data are not available at this geographic level for farms with Black or African American operators.



United States Department of Agriculture
National Agricultural Statistics Service

www.agcensus.usda.gov

2007 CENSUS OF AGRICULTURE

Lafayette County – Missouri

Farms with Native Hawaiian or Other Pacific Islander Operators Compared with All Farms



Data are not available at this geographic level for farms with Native Hawaiian or Other Pacific Islander operators.



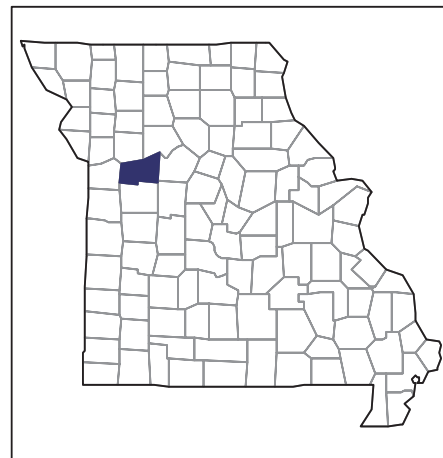
United States Department of Agriculture
National Agricultural Statistics Service

www.agcensus.usda.gov

2007 CENSUS OF AGRICULTURE

Lafayette County – Missouri

Farms with White Operators Compared with All Farms



Data are not available at this geographic level for farms with White operators.



United States Department of Agriculture
National Agricultural Statistics Service

www.agcensus.usda.gov

