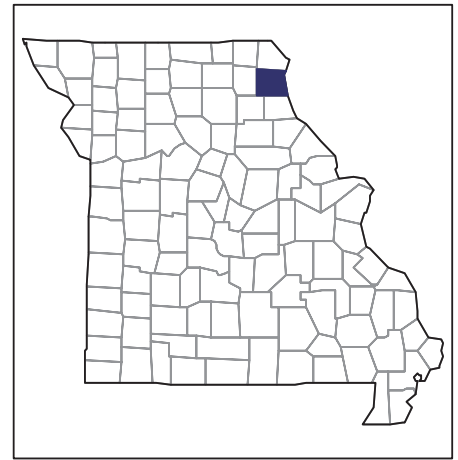


2007 CENSUS OF AGRICULTURE



Lewis County – Missouri

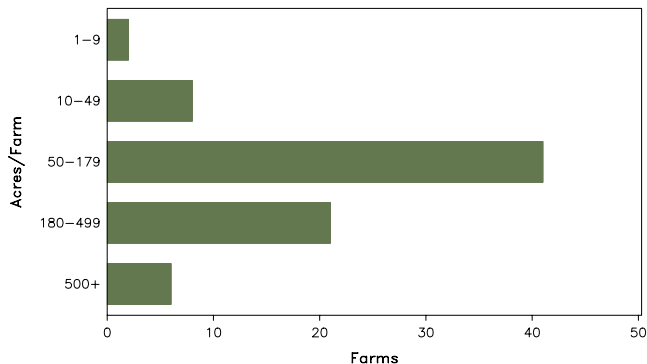
Farms with Women Principal Operators Compared with All Farms

	Women Principal Operators	All Farms
Number of Farms	78	750
Land in Farms	15,739 acres	261,299 acres
Average Size of Farm	202 acres	348 acres
Market Value of Products Sold	\$3,409,000	\$73,037,000
Crop Sales	\$1,734,000	\$44,189,000
Livestock Sales	\$1,675,000	\$28,849,000
Average Per Farm	\$43,700	\$97,383
Government Payments	\$406,000	\$3,529,000
Average Per Farm Receiving Payments	\$6,443	\$6,487

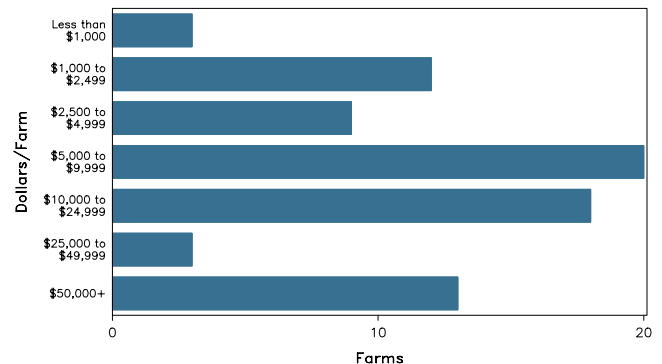
See footnotes on reverse page.

Farms with Women Principal Operators

Farms by Size



Farms by Economic Size



2007 CENSUS OF AGRICULTURE

Lewis County – Missouri Farms with Women Principal Operators

Selected Highlights

Item	Farms	Quantity
MARKET VALUE OF AGRICULTURAL PRODUCTS SOLD (\$1,000)		
Total value of agricultural products sold	78	3,409
Value of crops including nursery and greenhouse	27	1,734
Value of livestock, poultry, and their products	25	1,675
VALUE OF SALES BY COMMODITY GROUP (\$1,000)		
Grains, oilseeds, dry beans, and dry peas	23	1,657
Tobacco	-	-
Cotton and cottonseed	-	-
Vegetables, melons, potatoes and sweet potatoes	-	-
Fruits, tree nuts, and berries	-	-
Nursery, greenhouse, floriculture, and sod	-	-
Cut Christmas trees and short rotation woody crops	-	-
Other crops and hay	7	77
Poultry and eggs	2	(D)
Cattle and calves	23	(D)
Milk and other dairy products from cows	2	(D)
Hogs and pigs	-	-
Sheep, goats, and their products	3	4
Horses, ponies, mules, burros, and donkeys	-	-
Aquaculture	-	-
Other animals and other animal products	-	-
TOP CROP ITEMS (acres)		
Soybeans for beans	18	1,948
Corn for grain	13	1,790
Forage - land used for all hay and haylage, grass silage, and greenchop	18	964
Wheat for grain, all	5	324
Corn for silage or greenchop	1	(D)
TOP LIVESTOCK INVENTORY ITEMS (number)		
Cattle and calves	24	1,584
Layers	2	(D)
Sheep and lambs	3	47
Goats, all	1	(D)
Horses and ponies	3	16

Operator Characteristics

Item	Quantity
Primary occupation:	
Farming	31
Other	47
Days worked off farm:	
None	45
Any	33
Years on present farm:	
2 years or less	2
3 to 4 years	2
5 to 9 years	10
10 years or more	64
Age group:	
Under 45 years	7
45 to 64 years	21
65 years and over	50
Average age of principal operator (years)	67.9

Economic Characteristics

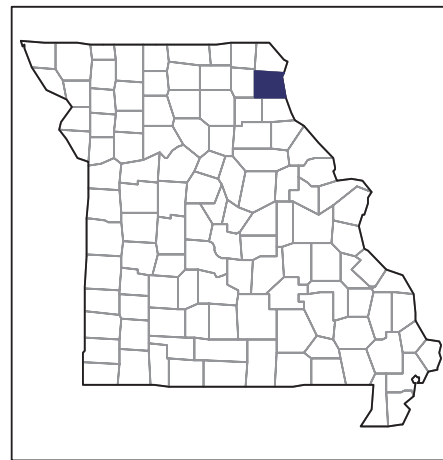
Item	Quantity
Farms by value of sales:	
Less than \$1,000	39
\$1,000 to \$2,499	4
\$2,500 to \$4,999	4
\$5,000 to \$9,999	8
\$10,000 to \$49,999	10
\$50,000 to \$99,999	9
\$100,000 to \$249,999	2
\$250,000 to \$499,999	1
\$500,000 or more	1
Total farm production expenses (\$1,000)	2,942
Average per farm (\$)	37,724
Net cash farm income of operation (\$1,000)	1,082
Average per farm (\$)	13,866
Value of agricultural products sold directly to individuals for human consumption (\$1,000)	-
Total organic product sales (\$1,000)	-
Total income from farm-related sources, gross before taxes and expenses (\$1,000)	209

See "Census of Agriculture, Volume 1, Geographic Area Series" for complete footnotes, explanations, definitions, and methodology.
(D) Cannot be disclosed. (Z) Less than half of the unit shown.

2007 CENSUS OF AGRICULTURE

Lewis County – Missouri

Farms with Spanish, Hispanic, or Latino Operators Compared with All Farms



Data are not available at this geographic level for farms with Spanish, Hispanic, or Latino operators.



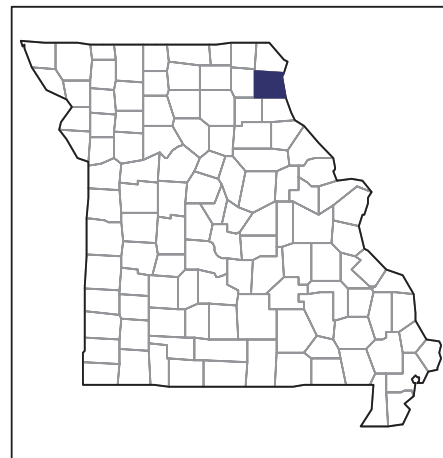
United States Department of Agriculture
National Agricultural Statistics Service

www.agcensus.usda.gov

2007 CENSUS *OF* AGRICULTURE

Lewis County – Missouri

Farms with American Indian or Alaska Native Operators Compared with All Farms



Data are not available at this geographic level for farms with American Indian or Alaska Native operators.



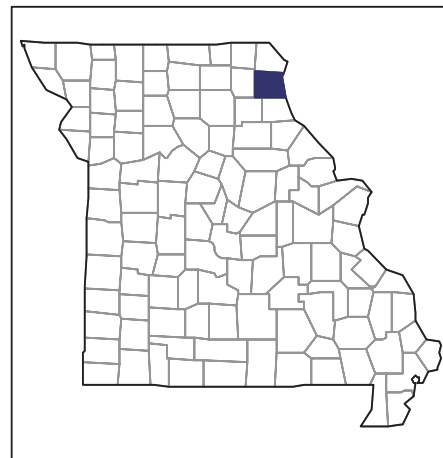
United States Department of Agriculture
National Agricultural Statistics Service

www.agcensus.usda.gov

2007 CENSUS OF AGRICULTURE

Lewis County – Missouri

**Farms with Asian Operators
Compared with All Farms**



Data are not available at this geographic level for farms with Asian operators.



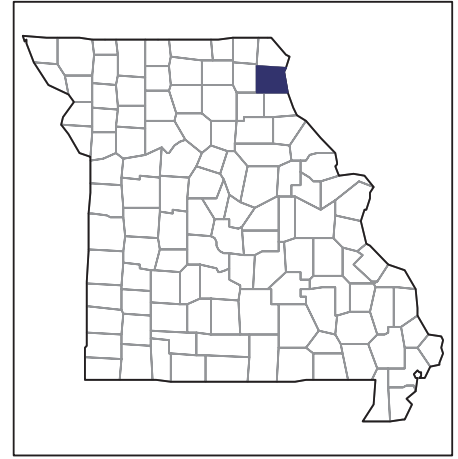
United States Department of Agriculture
National Agricultural Statistics Service

www.agcensus.usda.gov

2007 CENSUS OF AGRICULTURE

Lewis County – Missouri

Farms with Black or African American Operators Compared with All Farms



Data are not available at this geographic level for farms with Black or African American operators.



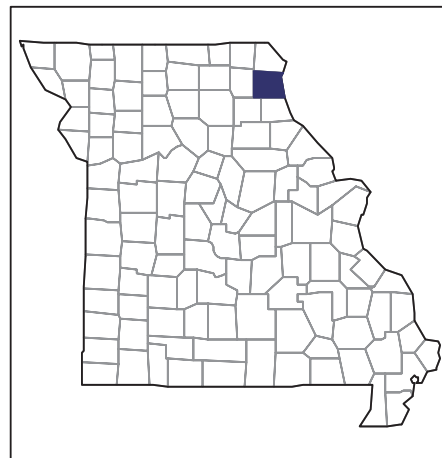
United States Department of Agriculture
National Agricultural Statistics Service

www.agcensus.usda.gov

2007 CENSUS OF AGRICULTURE

Lewis County – Missouri

Farms with Native Hawaiian or Other Pacific Islander Operators Compared with All Farms



Data are not available at this geographic level for farms with Native Hawaiian or Other Pacific Islander operators.



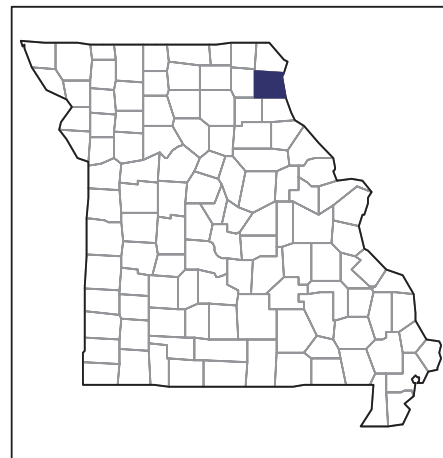
United States Department of Agriculture
National Agricultural Statistics Service

www.agcensus.usda.gov

2007 CENSUS *OF* AGRICULTURE

Lewis County – Missouri

**Farms with White Operators
Compared with All Farms**



Data are not available at this geographic level for farms with White operators.



United States Department of Agriculture
National Agricultural Statistics Service

www.agcensus.usda.gov

