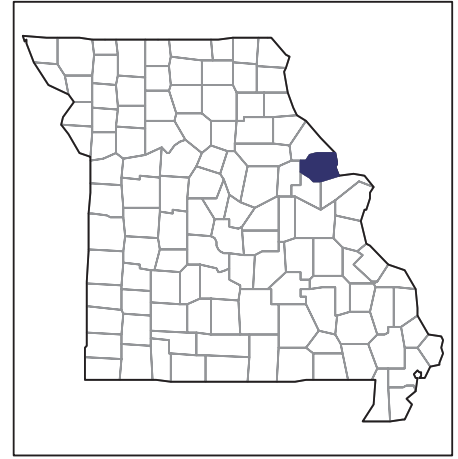


# 2007 CENSUS OF AGRICULTURE



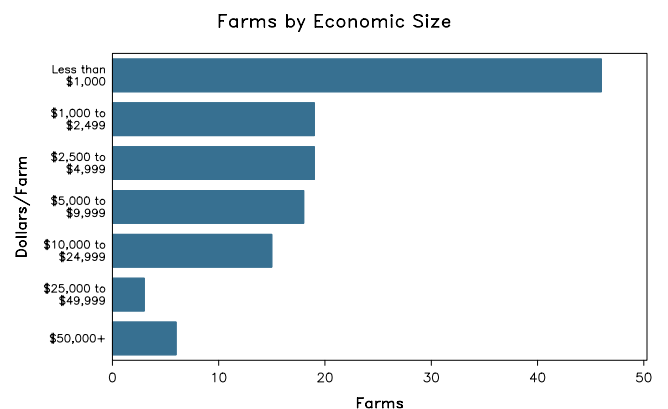
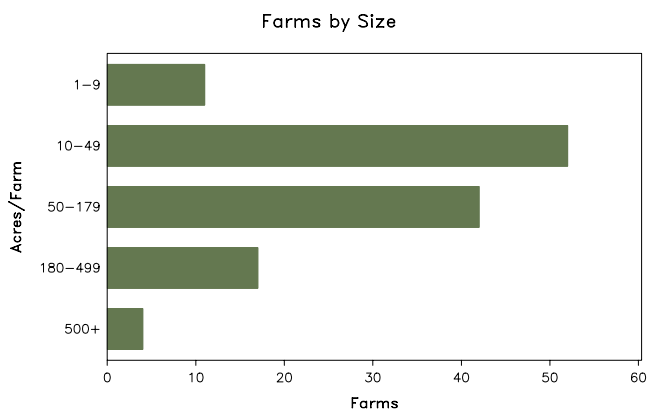
## Lincoln County – Missouri

### Farms with Women Principal Operators Compared with All Farms

	Women Principal Operators	All Farms
<b>Number of Farms</b>	126	1,108
<b>Land in Farms</b>	14,152 acres	248,858 acres
<b>Average Size of Farm</b>	112 acres	225 acres
<b>Market Value of Products Sold</b>	\$1,312,000	\$69,086,000
Crop Sales	\$840,000	\$39,235,000
Livestock Sales	\$472,000	\$29,851,000
Average Per Farm	\$10,409	\$62,352
<b>Government Payments</b>	\$224,000	\$3,103,000
Average Per Farm Receiving Payments	\$3,997	\$4,848

See footnotes on reverse page.

### Farms with Women Principal Operators



# 2007 CENSUS OF AGRICULTURE

## Lincoln County – Missouri Farms with Women Principal Operators

### Selected Highlights

Item	Farms	Quantity
<b>MARKET VALUE OF AGRICULTURAL PRODUCTS SOLD (\$1,000)</b>		
Total value of agricultural products sold	126	1,312
Value of crops including nursery and greenhouse	38	840
Value of livestock, poultry, and their products	39	472
<b>VALUE OF SALES BY COMMODITY GROUP (\$1,000)</b>		
Grains, oilseeds, dry beans, and dry peas	21	606
Tobacco	-	-
Cotton and cottonseed	-	-
Vegetables, melons, potatoes and sweet potatoes	-	-
Fruits, tree nuts, and berries	3	(D)
Nursery, greenhouse, floriculture, and sod	1	(D)
Cut Christmas trees and short rotation woody crops	-	-
Other crops and hay	20	(D)
Poultry and eggs	9	3
Cattle and calves	23	388
Milk and other dairy products from cows	-	-
Hogs and pigs	1	(D)
Sheep, goats, and their products	3	6
Horses, ponies, mules, burros, and donkeys	7	59
Aquaculture	-	-
Other animals and other animal products	2	(D)
<b>TOP CROP ITEMS (acres)</b>		
Forage - land used for all hay and haylage, grass silage, and greenchop	42	1,302
Soybeans for beans	7	935
Corn for grain	11	781
Wheat for grain, all	10	443
Corn for silage or greenchop	2	(D)
<b>TOP LIVESTOCK INVENTORY ITEMS (number)</b>		
Cattle and calves	28	845
Horses and ponies	46	343
Layers	8	170
Sheep and lambs	5	86
Hogs and pigs	2	(D)

### Operator Characteristics

Item	Quantity
Primary occupation:	
Farming	35
Other	91
Days worked off farm:	
None	58
Any	68
Years on present farm:	
2 years or less	4
3 to 4 years	6
5 to 9 years	28
10 years or more	88
Age group:	
Under 45 years	23
45 to 64 years	59
65 years and over	44
Average age of principal operator (years)	59.0

### Economic Characteristics

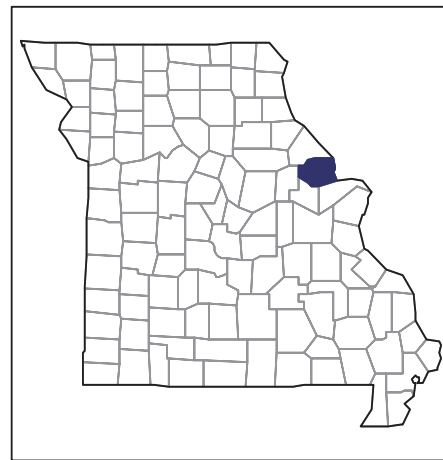
Item	Quantity
Farms by value of sales:	
Less than \$1,000	70
\$1,000 to \$2,499	9
\$2,500 to \$4,999	18
\$5,000 to \$9,999	13
\$10,000 to \$49,999	10
\$50,000 to \$99,999	3
\$100,000 to \$249,999	2
\$250,000 to \$499,999	1
\$500,000 or more	-
Total farm production expenses (\$1,000)	1,664
Average per farm (\$)	13,206
Net cash farm income of operation (\$1,000)	66
Average per farm (\$)	527
Value of agricultural products sold directly to individuals for human consumption (\$1,000)	4
Total organic product sales (\$1,000)	(D)
Total income from farm-related sources, gross before taxes and expenses (\$1,000)	195

See "Census of Agriculture, Volume 1, Geographic Area Series" for complete footnotes, explanations, definitions, and methodology.  
(D) Cannot be disclosed. (Z) Less than half of the unit shown.

# 2007 CENSUS *OF* AGRICULTURE

## Lincoln County – Missouri

### Farms with Spanish, Hispanic, or Latino Operators Compared with All Farms



Data are not available at this geographic level for farms with Spanish, Hispanic, or Latino operators.



United States Department of Agriculture  
National Agricultural Statistics Service

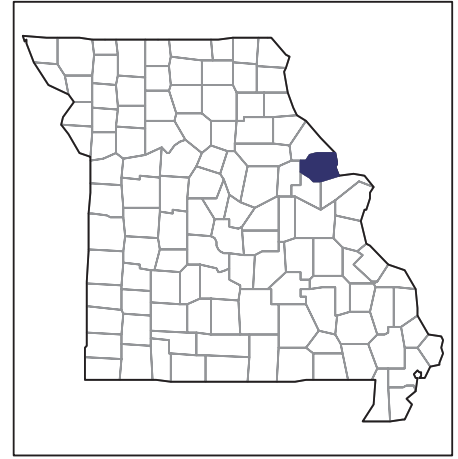
[www.agcensus.usda.gov](http://www.agcensus.usda.gov)



# 2007 CENSUS OF AGRICULTURE

## Lincoln County – Missouri

### Farms with American Indian or Alaska Native Operators Compared with All Farms



Data are not available at this geographic level for farms with American Indian or Alaska Native operators.



United States Department of Agriculture  
National Agricultural Statistics Service

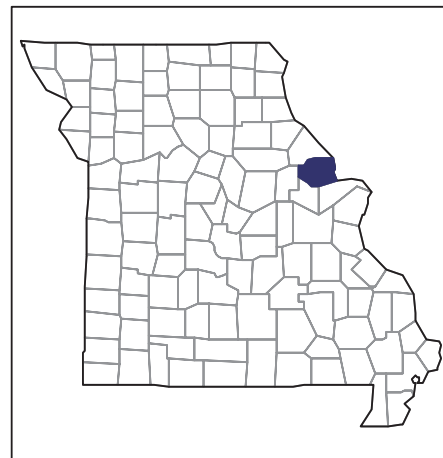
[www.agcensus.usda.gov](http://www.agcensus.usda.gov)



# 2007 CENSUS OF AGRICULTURE

**Lincoln County – Missouri**

**Farms with Asian Operators  
Compared with All Farms**



**Data are not available at this geographic level for farms with Asian operators.**



United States Department of Agriculture  
National Agricultural Statistics Service

[www.agcensus.usda.gov](http://www.agcensus.usda.gov)

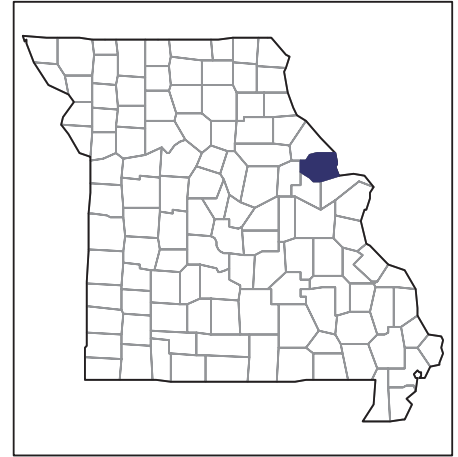




# 2007 CENSUS OF AGRICULTURE

## Lincoln County – Missouri

### Farms with Black or African American Operators Compared with All Farms



Data are not available at this geographic level for farms with Black or African American operators.



United States Department of Agriculture  
National Agricultural Statistics Service

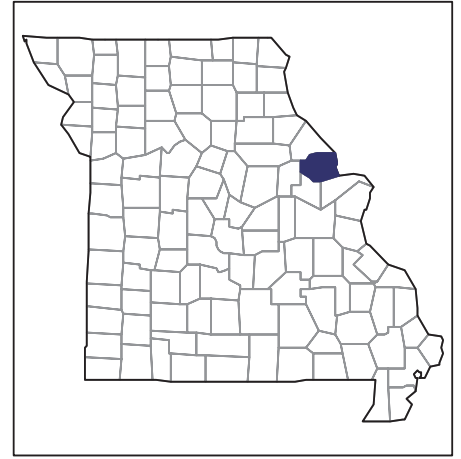
[www.agcensus.usda.gov](http://www.agcensus.usda.gov)



# 2007 CENSUS *OF* AGRICULTURE

## Lincoln County – Missouri

### Farms with Native Hawaiian or Other Pacific Islander Operators Compared with All Farms



Data are not available at this geographic level for farms with Native Hawaiian or Other Pacific Islander operators.



United States Department of Agriculture  
National Agricultural Statistics Service

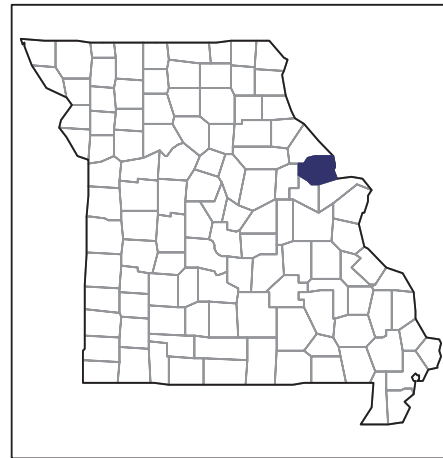
[www.agcensus.usda.gov](http://www.agcensus.usda.gov)



# 2007 CENSUS OF AGRICULTURE

## Lincoln County – Missouri

### Farms with White Operators Compared with All Farms



Data are not available at this geographic level for farms with White operators.



United States Department of Agriculture  
National Agricultural Statistics Service

[www.agcensus.usda.gov](http://www.agcensus.usda.gov)

