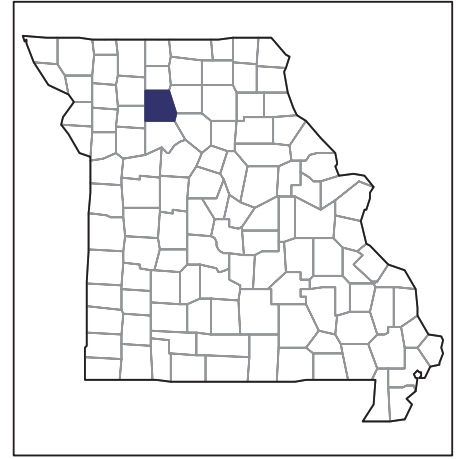


2007 CENSUS OF AGRICULTURE



Livingston County – Missouri

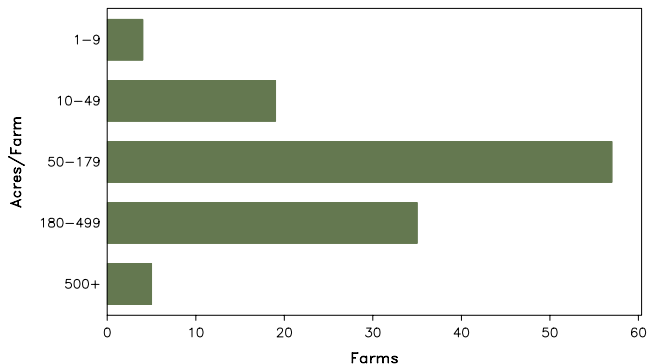
Farms with Women Principal Operators Compared with All Farms

	Women Principal Operators	All Farms
Number of Farms	120	913
Land in Farms	23,874 acres	309,024 acres
Average Size of Farm	199 acres	338 acres
Market Value of Products Sold	\$2,783,000	\$60,115,000
Crop Sales	\$2,196,000	\$47,535,000
Livestock Sales	\$587,000	\$12,581,000
Average Per Farm	\$23,193	\$65,843
Government Payments	\$574,000	\$5,144,000
Average Per Farm Receiving Payments	\$5,981	\$7,576

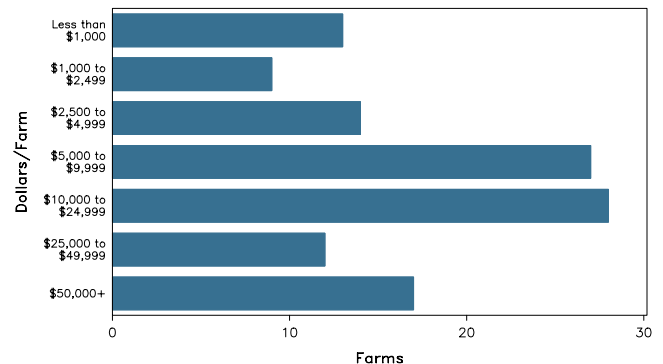
See footnotes on reverse page.

Farms with Women Principal Operators

Farms by Size



Farms by Economic Size



2007 CENSUS OF AGRICULTURE

Livingston County – Missouri Farms with Women Principal Operators

Selected Highlights

Item	Farms	Quantity
MARKET VALUE OF AGRICULTURAL PRODUCTS SOLD (\$1,000)		
Total value of agricultural products sold	120	2,783
Value of crops including nursery and greenhouse	57	2,196
Value of livestock, poultry, and their products	41	587
VALUE OF SALES BY COMMODITY GROUP (\$1,000)		
Grains, oilseeds, dry beans, and dry peas	48	(D)
Tobacco	-	-
Cotton and cottonseed	-	-
Vegetables, melons, potatoes and sweet potatoes	-	-
Fruits, tree nuts, and berries	-	-
Nursery, greenhouse, floriculture, and sod	-	-
Cut Christmas trees and short rotation woody crops	-	-
Other crops and hay	18	(D)
Poultry and eggs	8	(D)
Cattle and calves	36	532
Milk and other dairy products from cows	2	(D)
Hogs and pigs	1	(D)
Sheep, goats, and their products	3	3
Horses, ponies, mules, burros, and donkeys	-	-
Aquaculture	-	-
Other animals and other animal products	4	1
TOP CROP ITEMS (acres)		
Soybeans for beans	39	5,158
Forage - land used for all hay and haylage, grass silage, and greenchop	27	1,426
Corn for grain	18	887
Wheat for grain, all	10	887
Sorghum for grain	3	86
TOP LIVESTOCK INVENTORY ITEMS (number)		
Cattle and calves	35	4,294
Geese	5	375
Ducks	5	100
Horses and ponies	10	75
Llamas	10	(D)

Operator Characteristics

Item	Quantity
Primary occupation:	
Farming	48
Other	72
Days worked off farm:	
None	59
Any	61
Years on present farm:	
2 years or less	1
3 to 4 years	3
5 to 9 years	31
10 years or more	85
Age group:	
Under 45 years	12
45 to 64 years	34
65 years and over	74
Average age of principal operator (years)	67.7

Economic Characteristics

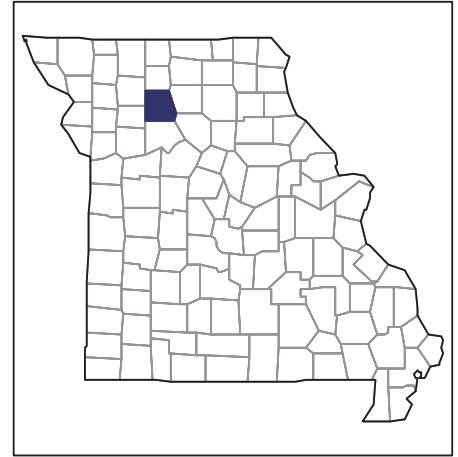
Item	Quantity
Farms by value of sales:	
Less than \$1,000	46
\$1,000 to \$2,499	3
\$2,500 to \$4,999	7
\$5,000 to \$9,999	20
\$10,000 to \$49,999	33
\$50,000 to \$99,999	8
\$100,000 to \$249,999	1
\$250,000 to \$499,999	1
\$500,000 or more	1
Total farm production expenses (\$1,000)	2,752
Average per farm (\$)	22,931
Net cash farm income of operation (\$1,000)	911
Average per farm (\$)	7,595
Value of agricultural products sold directly to individuals for human consumption (\$1,000)	-
Total organic product sales (\$1,000)	-
Total income from farm-related sources, gross before taxes and expenses (\$1,000)	306

See "Census of Agriculture, Volume 1, Geographic Area Series" for complete footnotes, explanations, definitions, and methodology.
(D) Cannot be disclosed. (Z) Less than half of the unit shown.

2007 CENSUS OF AGRICULTURE

Livingston County – Missouri

Farms with Spanish, Hispanic, or Latino Operators Compared with All Farms



Data are not available at this geographic level for farms with Spanish, Hispanic, or Latino operators.



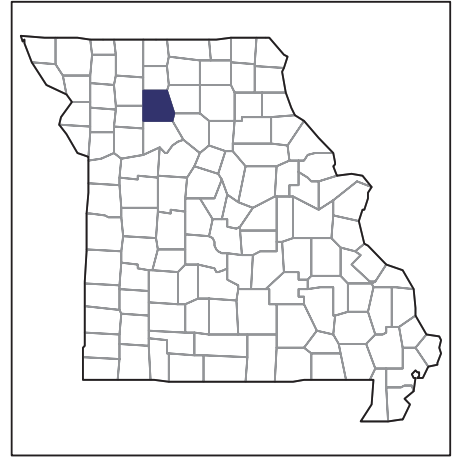
United States Department of Agriculture
National Agricultural Statistics Service

www.agcensus.usda.gov

2007 CENSUS OF AGRICULTURE

Livingston County – Missouri

Farms with American Indian or Alaska Native Operators Compared with All Farms



Data are not available at this geographic level for farms with American Indian or Alaska Native operators.



United States Department of Agriculture
National Agricultural Statistics Service

www.agcensus.usda.gov

2007 CENSUS OF AGRICULTURE

Livingston County – Missouri

Farms with Asian Operators Compared with All Farms



Data are not available at this geographic level for farms with Asian operators.



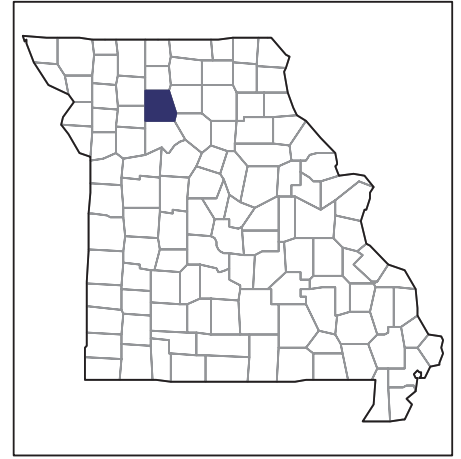
United States Department of Agriculture
National Agricultural Statistics Service

www.agcensus.usda.gov

2007 CENSUS OF AGRICULTURE

Livingston County – Missouri

Farms with Black or African American Operators Compared with All Farms



Data are not available at this geographic level for farms with Black or African American operators.



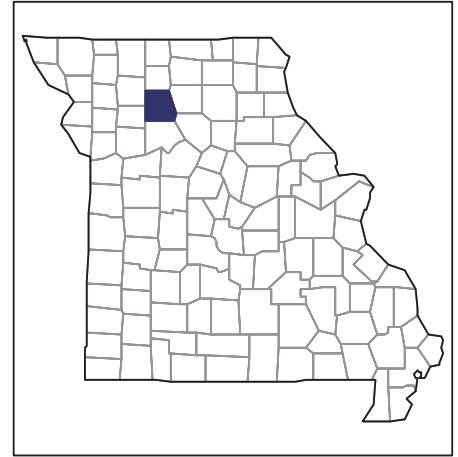
United States Department of Agriculture
National Agricultural Statistics Service

www.agcensus.usda.gov

2007 CENSUS OF AGRICULTURE

Livingston County – Missouri

Farms with Native Hawaiian or Other Pacific Islander Operators Compared with All Farms



Data are not available at this geographic level for farms with Native Hawaiian or Other Pacific Islander operators.



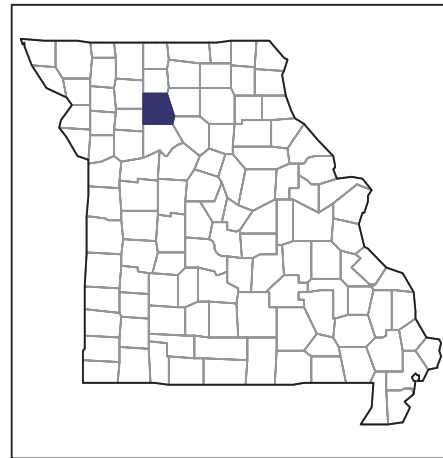
United States Department of Agriculture
National Agricultural Statistics Service

www.agcensus.usda.gov

2007 CENSUS OF AGRICULTURE

Livingston County – Missouri

Farms with White Operators Compared with All Farms



Data are not available at this geographic level for farms with White operators.



United States Department of Agriculture
National Agricultural Statistics Service

www.agcensus.usda.gov

