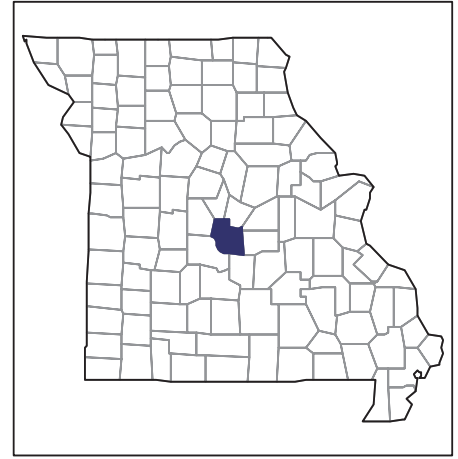


2007 CENSUS OF AGRICULTURE



Miller County – Missouri

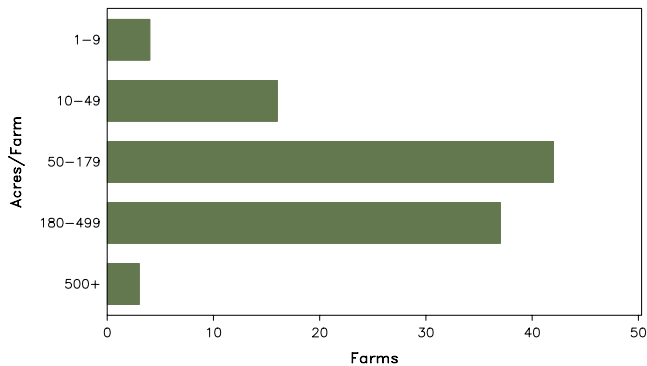
Farms with Women Principal Operators Compared with All Farms

	Women Principal Operators	All Farms
Number of Farms	102	1,080
Land in Farms	17,283 acres	245,500 acres
Average Size of Farm	169 acres	227 acres
Market Value of Products Sold	\$7,126,000	\$95,392,000
Crop Sales	\$207,000	\$3,820,000
Livestock Sales	\$6,918,000	\$91,572,000
Average Per Farm	\$69,860	\$88,326
Government Payments	(D)	\$354,000
Average Per Farm Receiving Payments	(D)	\$2,255

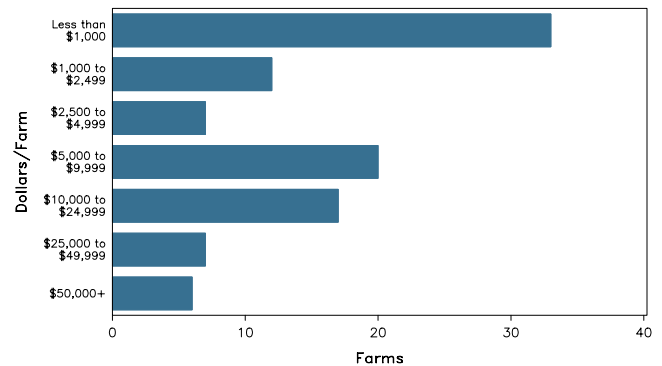
See footnotes on reverse page.

Farms with Women Principal Operators

Farms by Size



Farms by Economic Size



2007 CENSUS OF AGRICULTURE

Miller County – Missouri Farms with Women Principal Operators

Selected Highlights

Item	Farms	Quantity
MARKET VALUE OF AGRICULTURAL PRODUCTS SOLD (\$1,000)		
Total value of agricultural products sold	102	7,126
Value of crops including nursery and greenhouse	26	207
Value of livestock, poultry, and their products	58	6,918
VALUE OF SALES BY COMMODITY GROUP (\$1,000)		
Grains, oilseeds, dry beans, and dry peas	5	(D)
Tobacco	-	-
Cotton and cottonseed	-	-
Vegetables, melons, potatoes and sweet potatoes	1	(D)
Fruits, tree nuts, and berries	1	(D)
Nursery, greenhouse, floriculture, and sod	-	-
Cut Christmas trees and short rotation woody crops	-	-
Other crops and hay	23	(D)
Poultry and eggs	8	(D)
Cattle and calves	52	(D)
Milk and other dairy products from cows	-	-
Hogs and pigs	1	(D)
Sheep, goats, and their products	3	7
Horses, ponies, mules, burros, and donkeys	1	(D)
Aquaculture	-	-
Other animals and other animal products	2	(D)
TOP CROP ITEMS (acres)		
Forage - land used for all hay and haylage, grass silage, and greenchop	51	2,474
Soybeans for beans	3	(D)
Field and grass seed crops, all	2	(D)
Corn for grain	3	34
Vegetables harvested for sale	1	(D)
TOP LIVESTOCK INVENTORY ITEMS (number)		
Turkeys	4	65,690
Quail	2	(D)
Cattle and calves	62	2,236
Hogs and pigs	1	(D)
Goats, all	3	233

Operator Characteristics

Item	Quantity
Primary occupation:	
Farming	30
Other	72
Days worked off farm:	
None	39
Any	63
Years on present farm:	
2 years or less	3
3 to 4 years	4
5 to 9 years	9
10 years or more	86
Age group:	
Under 45 years	12
45 to 64 years	47
65 years and over	43
Average age of principal operator (years)	62.0

Economic Characteristics

Item	Quantity
Farms by value of sales:	
Less than \$1,000	33
\$1,000 to \$2,499	12
\$2,500 to \$4,999	7
\$5,000 to \$9,999	20
\$10,000 to \$49,999	25
\$50,000 to \$99,999	-
\$100,000 to \$249,999	-
\$250,000 to \$499,999	1
\$500,000 or more	4
Total farm production expenses (\$1,000)	5,317
Average per farm (\$)	52,126
Net cash farm income of operation (\$1,000)	1,899
Average per farm (\$)	18,618
Value of agricultural products sold directly to individuals for human consumption (\$1,000)	(D)
Total organic product sales (\$1,000)	(D)
Total income from farm-related sources, gross before taxes and expenses (\$1,000)	42

See "Census of Agriculture, Volume 1, Geographic Area Series" for complete footnotes, explanations, definitions, and methodology.
(D) Cannot be disclosed. (Z) Less than half of the unit shown.

2007 CENSUS OF AGRICULTURE

Miller County – Missouri

Farms with Spanish, Hispanic, or Latino Operators Compared with All Farms



Data are not available at this geographic level for farms with Spanish, Hispanic, or Latino operators.



United States Department of Agriculture
National Agricultural Statistics Service

www.agcensus.usda.gov

2007 CENSUS OF AGRICULTURE

Miller County – Missouri

Farms with American Indian or Alaska Native Operators Compared with All Farms



Data are not available at this geographic level for farms with American Indian or Alaska Native operators.



United States Department of Agriculture
National Agricultural Statistics Service

www.agcensus.usda.gov

2007 CENSUS *OF* AGRICULTURE

Miller County – Missouri

**Farms with Asian Operators
Compared with All Farms**



Data are not available at this geographic level for farms with Asian operators.



United States Department of Agriculture
National Agricultural Statistics Service

www.agcensus.usda.gov

2007 CENSUS OF AGRICULTURE

Miller County – Missouri

Farms with Black or African American Operators Compared with All Farms



Data are not available at this geographic level for farms with Black or African American operators.



United States Department of Agriculture
National Agricultural Statistics Service

www.agcensus.usda.gov

2007 CENSUS OF AGRICULTURE

Miller County – Missouri

Farms with Native Hawaiian or Other Pacific Islander Operators Compared with All Farms



Data are not available at this geographic level for farms with Native Hawaiian or Other Pacific Islander operators.



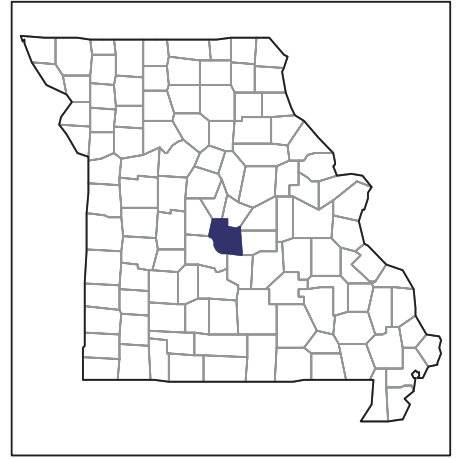
United States Department of Agriculture
National Agricultural Statistics Service

www.agcensus.usda.gov

2007 CENSUS *OF* **AGRICULTURE**

Miller County – Missouri

**Farms with White Operators
Compared with All Farms**



Data are not available at this geographic level for farms with White operators.



United States Department of Agriculture
National Agricultural Statistics Service

www.agcensus.usda.gov

