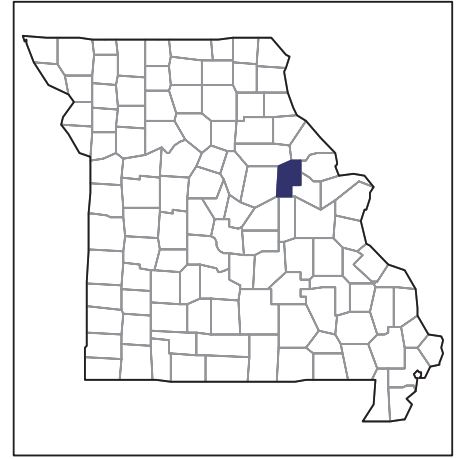


2007 CENSUS OF AGRICULTURE



Montgomery County – Missouri

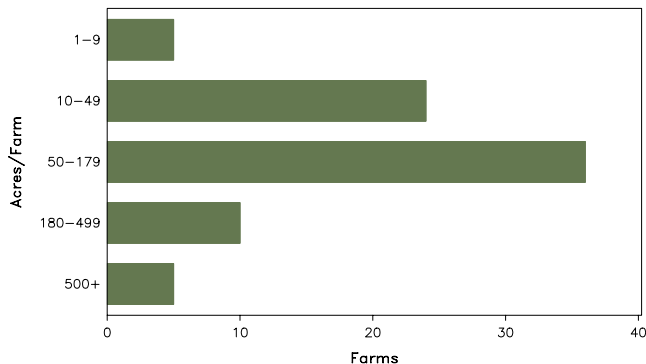
Farms with Women Principal Operators Compared with All Farms

	Women Principal Operators	All Farms
Number of Farms	80	859
Land in Farms	10,301 acres	248,070 acres
Average Size of Farm	129 acres	289 acres
Market Value of Products Sold	\$1,658,000	\$52,156,000
Crop Sales	\$1,213,000	\$39,049,000
Livestock Sales	\$445,000	\$13,107,000
Average Per Farm	\$20,724	\$60,717
Government Payments	\$150,000	\$2,949,000
Average Per Farm Receiving Payments	\$3,574	\$5,381

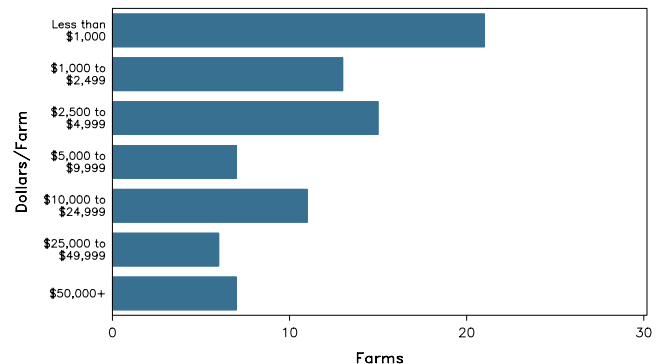
See footnotes on reverse page.

Farms with Women Principal Operators

Farms by Size



Farms by Economic Size



2007 CENSUS OF AGRICULTURE

Montgomery County – Missouri Farms with Women Principal Operators

Selected Highlights

Item	Farms	Quantity
MARKET VALUE OF AGRICULTURAL PRODUCTS SOLD (\$1,000)		
Total value of agricultural products sold	80	1,658
Value of crops including nursery and greenhouse	26	1,213
Value of livestock, poultry, and their products	32	445
VALUE OF SALES BY COMMODITY GROUP (\$1,000)		
Grains, oilseeds, dry beans, and dry peas	14	(D)
Tobacco	-	-
Cotton and cottonseed	-	-
Vegetables, melons, potatoes and sweet potatoes	-	-
Fruits, tree nuts, and berries	-	-
Nursery, greenhouse, floriculture, and sod	5	(D)
Cut Christmas trees and short rotation woody crops	-	-
Other crops and hay	13	51
Poultry and eggs	5	9
Cattle and calves	24	429
Milk and other dairy products from cows	-	-
Hogs and pigs	5	2
Sheep, goats, and their products	4	-
Horses, ponies, mules, burros, and donkeys	2	(D)
Aquaculture	-	-
Other animals and other animal products	1	(D)
TOP CROP ITEMS (acres)		
Corn for grain	10	1,616
Soybeans for beans	11	1,222
Forage - land used for all hay and haylage, grass silage, and greenchop	26	907
Wheat for grain, all	2	(D)
Corn for silage or greenchop	2	(D)
TOP LIVESTOCK INVENTORY ITEMS (number)		
Cattle and calves	33	1,010
Layers	5	180
Horses and ponies	19	67
Sheep and lambs	6	40
Goats, all	9	32

Operator Characteristics

Item	Quantity
Primary occupation:	
Farming	23
Other	57
Days worked off farm:	
None	34
Any	46
Years on present farm:	
2 years or less	5
3 to 4 years	8
5 to 9 years	13
10 years or more	54
Age group:	
Under 45 years	13
45 to 64 years	33
65 years and over	34
Average age of principal operator (years)	61.3

Economic Characteristics

Item	Quantity
Farms by value of sales:	
Less than \$1,000	39
\$1,000 to \$2,499	6
\$2,500 to \$4,999	7
\$5,000 to \$9,999	6
\$10,000 to \$49,999	15
\$50,000 to \$99,999	1
\$100,000 to \$249,999	6
\$250,000 to \$499,999	-
\$500,000 or more	-
Total farm production expenses (\$1,000)	1,701
Average per farm (\$)	21,257
Net cash farm income of operation (\$1,000)	220
Average per farm (\$)	2,750
Value of agricultural products sold directly to individuals for human consumption (\$1,000)	4
Total organic product sales (\$1,000)	(D)
Total income from farm-related sources, gross before taxes and expenses (\$1,000)	113

See "Census of Agriculture, Volume 1, Geographic Area Series" for complete footnotes, explanations, definitions, and methodology.
(D) Cannot be disclosed. (Z) Less than half of the unit shown.

2007 CENSUS *OF* **AGRICULTURE**

Montgomery County – Missouri

Farms with Spanish, Hispanic, or Latino Operators Compared with All Farms



Data are not available at this geographic level for farms with Spanish, Hispanic, or Latino operators.



United States Department of Agriculture
National Agricultural Statistics Service

www.agcensus.usda.gov

2007 CENSUS OF AGRICULTURE

Montgomery County – Missouri

Farms with American Indian or Alaska Native Operators Compared with All Farms



Data are not available at this geographic level for farms with American Indian or Alaska Native operators.



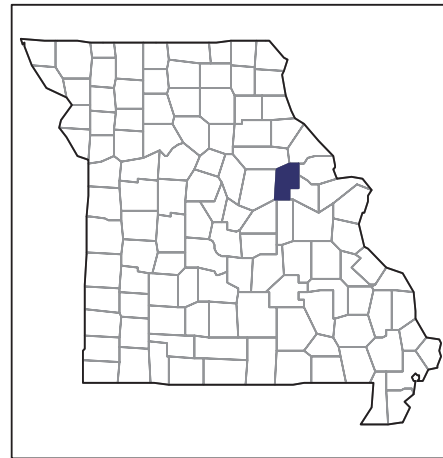
United States Department of Agriculture
National Agricultural Statistics Service

www.agcensus.usda.gov

2007 CENSUS *OF* **AGRICULTURE**

Montgomery County – Missouri

**Farms with Asian Operators
Compared with All Farms**



Data are not available at this geographic level for farms with Asian operators.



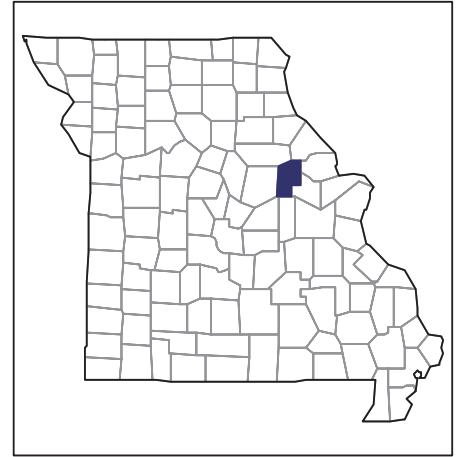
United States Department of Agriculture
National Agricultural Statistics Service

www.agcensus.usda.gov

2007 CENSUS OF AGRICULTURE

Montgomery County – Missouri

Farms with Black or African American Operators Compared with All Farms



Data are not available at this geographic level for farms with Black or African American operators.



United States Department of Agriculture
National Agricultural Statistics Service

www.agcensus.usda.gov

2007 CENSUS *OF* **AGRICULTURE**

Montgomery County – Missouri

Farms with Native Hawaiian or Other Pacific Islander Operators Compared with All Farms



Data are not available at this geographic level for farms with Native Hawaiian or Other Pacific Islander operators.



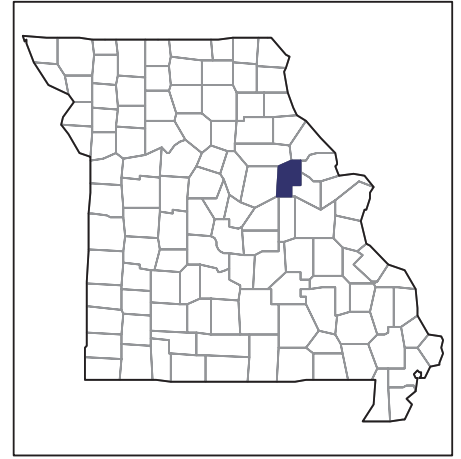
United States Department of Agriculture
National Agricultural Statistics Service

www.agcensus.usda.gov

2007 CENSUS OF AGRICULTURE

Montgomery County – Missouri

Farms with White Operators Compared with All Farms



Data are not available at this geographic level for farms with White operators.



United States Department of Agriculture
National Agricultural Statistics Service

www.agcensus.usda.gov

