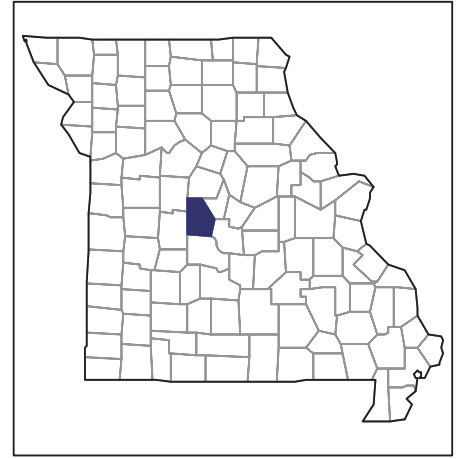


# 2007 CENSUS OF AGRICULTURE



## Morgan County – Missouri

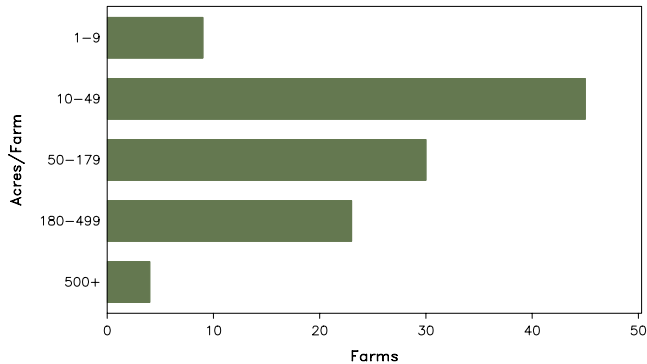
### Farms with Women Principal Operators Compared with All Farms

	Women Principal Operators	All Farms
<b>Number of Farms</b>	111	1,036
<b>Land in Farms</b>	15,319 acres	216,641 acres
<b>Average Size of Farm</b>	138 acres	209 acres
<b>Market Value of Products Sold</b>	\$8,364,000	\$124,867,000
Crop Sales	\$378,000	\$11,237,000
Livestock Sales	\$7,986,000	\$113,630,000
Average Per Farm	\$75,348	\$120,528
<b>Government Payments</b>	\$41,000	\$638,000
Average Per Farm Receiving Payments	\$3,164	\$3,325

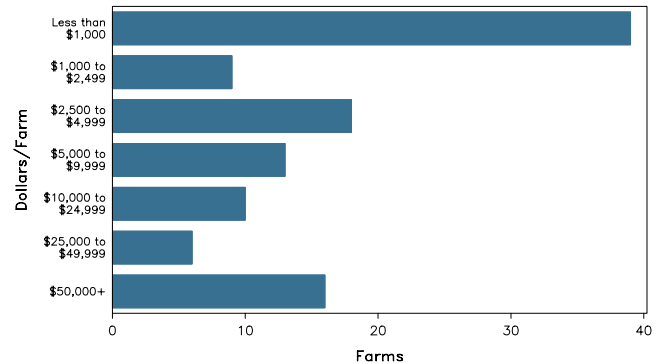
See footnotes on reverse page.

### Farms with Women Principal Operators

Farms by Size



Farms by Economic Size



# 2007 CENSUS OF AGRICULTURE

## Morgan County – Missouri Farms with Women Principal Operators

### Selected Highlights

Item	Farms	Quantity
<b>MARKET VALUE OF AGRICULTURAL PRODUCTS SOLD (\$1,000)</b>		
Total value of agricultural products sold	111	8,364
Value of crops including nursery and greenhouse	31	378
Value of livestock, poultry, and their products	56	7,986
<b>VALUE OF SALES BY COMMODITY GROUP (\$1,000)</b>		
Grains, oilseeds, dry beans, and dry peas	4	(D)
Tobacco	-	-
Cotton and cottonseed	-	-
Vegetables, melons, potatoes and sweet potatoes	2	(D)
Fruits, tree nuts, and berries	1	(D)
Nursery, greenhouse, floriculture, and sod	4	(D)
Cut Christmas trees and short rotation woody crops	1	(D)
Other crops and hay	25	165
Poultry and eggs	13	(D)
Cattle and calves	39	(D)
Milk and other dairy products from cows	4	31
Hogs and pigs	2	(D)
Sheep, goats, and their products	8	9
Horses, ponies, mules, burros, and donkeys	8	(D)
Aquaculture	-	-
Other animals and other animal products	2	(D)
<b>TOP CROP ITEMS (acres)</b>		
Forage - land used for all hay and haylage, grass silage, and greenchop	54	3,121
Field and grass seed crops, all	1	(D)
Soybeans for beans	2	(D)
Wheat for grain, all	2	(D)
Short-rotation woody crops	1	(D)
<b>TOP LIVESTOCK INVENTORY ITEMS (number)</b>		
Turkeys	7	159,954
Hogs and pigs	4	(D)
Cattle and calves	47	3,011
Horses and ponies	49	429
Goats, all	19	268

### Operator Characteristics

Item	Quantity
Primary occupation:	
Farming	40
Other	71
Days worked off farm:	
None	48
Any	63
Years on present farm:	
2 years or less	4
3 to 4 years	11
5 to 9 years	23
10 years or more	73
Age group:	
Under 45 years	15
45 to 64 years	52
65 years and over	44
Average age of principal operator (years)	60.2

### Economic Characteristics

Item	Quantity
Farms by value of sales:	
Less than \$1,000	41
\$1,000 to \$2,499	11
\$2,500 to \$4,999	16
\$5,000 to \$9,999	13
\$10,000 to \$49,999	14
\$50,000 to \$99,999	5
\$100,000 to \$249,999	3
\$250,000 to \$499,999	2
\$500,000 or more	6
Total farm production expenses (\$1,000)	6,764
Average per farm (\$)	60,933
Net cash farm income of operation (\$1,000)	1,670
Average per farm (\$)	15,048
Value of agricultural products sold directly to individuals for human consumption (\$1,000)	2
Total organic product sales (\$1,000)	-
Total income from farm-related sources, gross before taxes and expenses (\$1,000)	29

See "Census of Agriculture, Volume 1, Geographic Area Series" for complete footnotes, explanations, definitions, and methodology.  
(D) Cannot be disclosed. (Z) Less than half of the unit shown.

# 2007 CENSUS *OF* **AGRICULTURE**

## **Morgan County – Missouri**

### **Farms with Spanish, Hispanic, or Latino Operators Compared with All Farms**



**Data are not available at this geographic level for farms with Spanish, Hispanic, or Latino operators.**



United States Department of Agriculture  
National Agricultural Statistics Service

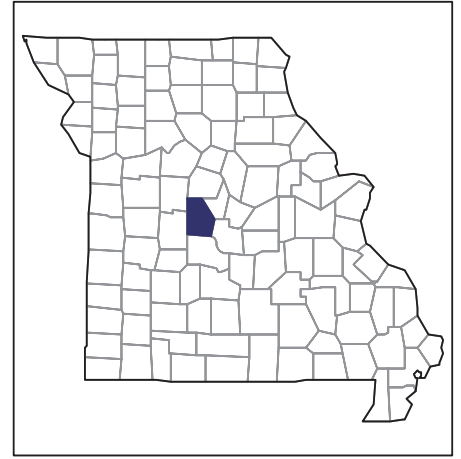
[www.agcensus.usda.gov](http://www.agcensus.usda.gov)



# 2007 CENSUS *OF* AGRICULTURE

## Morgan County – Missouri

### Farms with American Indian or Alaska Native Operators Compared with All Farms



Data are not available at this geographic level for farms with American Indian or Alaska Native operators.



United States Department of Agriculture  
National Agricultural Statistics Service

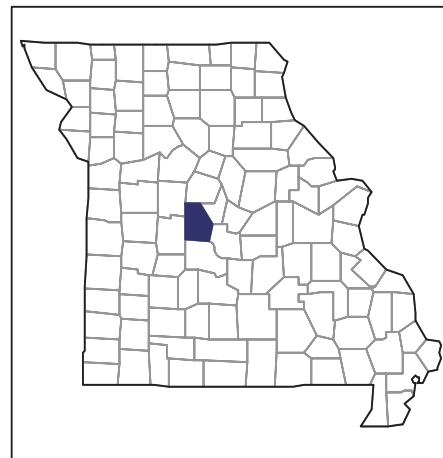
[www.agcensus.usda.gov](http://www.agcensus.usda.gov)



# 2007 CENSUS *OF* **AGRICULTURE**

**Morgan County – Missouri**

**Farms with Asian Operators  
Compared with All Farms**



**Data are not available at this geographic level for farms with Asian operators.**



United States Department of Agriculture  
National Agricultural Statistics Service

[www.agcensus.usda.gov](http://www.agcensus.usda.gov)

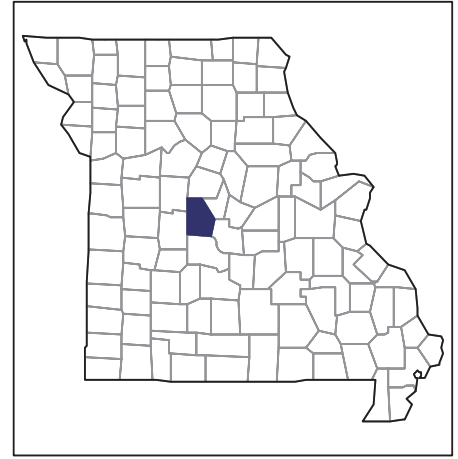




# 2007 CENSUS OF AGRICULTURE

## Morgan County – Missouri

### Farms with Black or African American Operators Compared with All Farms



Data are not available at this geographic level for farms with Black or African American operators.



United States Department of Agriculture  
National Agricultural Statistics Service

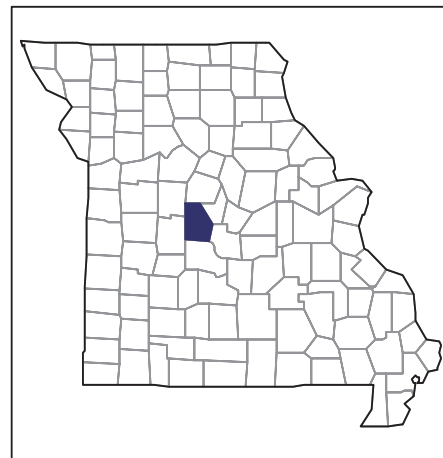
[www.agcensus.usda.gov](http://www.agcensus.usda.gov)



# 2007 CENSUS *OF* AGRICULTURE

## Morgan County – Missouri

### Farms with Native Hawaiian or Other Pacific Islander Operators Compared with All Farms



Data are not available at this geographic level for farms with Native Hawaiian or Other Pacific Islander operators.



United States Department of Agriculture  
National Agricultural Statistics Service

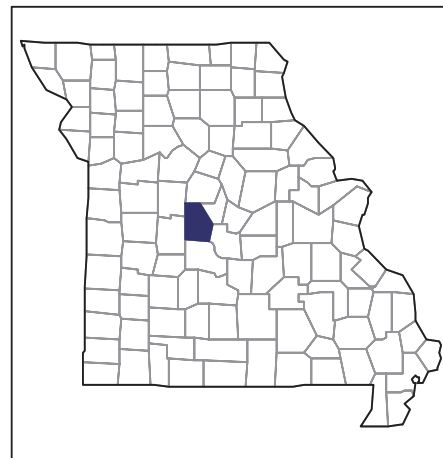
[www.agcensus.usda.gov](http://www.agcensus.usda.gov)



# 2007 CENSUS *OF* AGRICULTURE

**Morgan County – Missouri**

**Farms with White Operators  
Compared with All Farms**



**Data are not available at this geographic level for farms with White operators.**



United States Department of Agriculture  
National Agricultural Statistics Service

[www.agcensus.usda.gov](http://www.agcensus.usda.gov)

