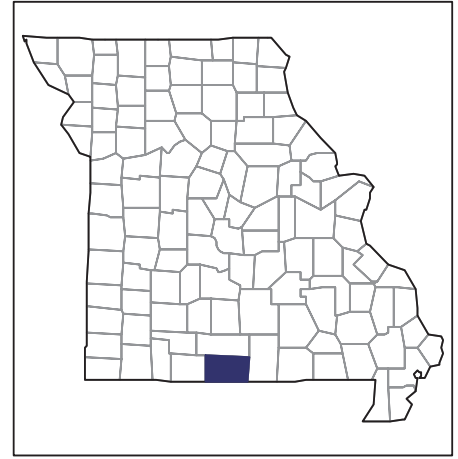


2007 CENSUS OF AGRICULTURE



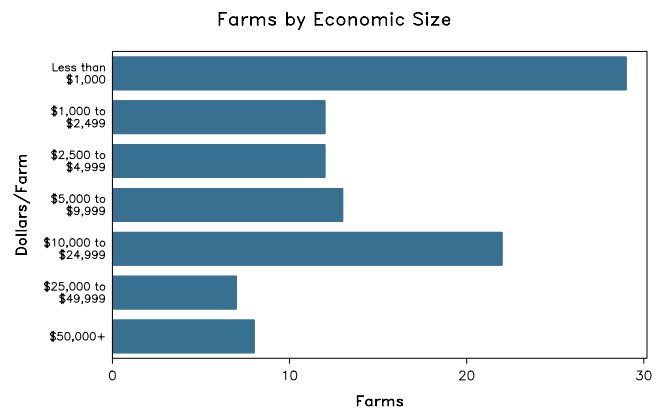
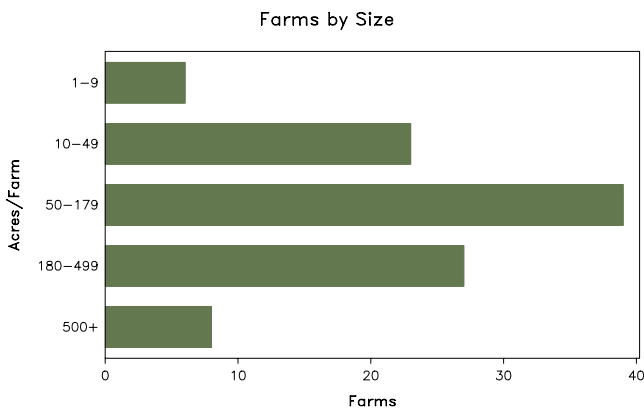
Ozark County – Missouri

Farms with Women Principal Operators Compared with All Farms

	Women Principal Operators	All Farms
Number of Farms	103	742
Land in Farms	25,041 acres	247,815 acres
Average Size of Farm	243 acres	334 acres
Market Value of Products Sold	\$2,850,000	\$31,440,000
Crop Sales	\$77,000	\$817,000
Livestock Sales	\$2,772,000	\$30,623,000
Average Per Farm	\$27,666	\$42,372
Government Payments	\$32,000	\$250,000
Average Per Farm Receiving Payments	\$4,521	\$4,233

See footnotes on reverse page.

Farms with Women Principal Operators



2007 CENSUS OF AGRICULTURE

Ozark County – Missouri Farms with Women Principal Operators

Selected Highlights

Item	Farms	Quantity
MARKET VALUE OF AGRICULTURAL PRODUCTS SOLD (\$1,000)		
Total value of agricultural products sold	103	2,850
Value of crops including nursery and greenhouse	12	77
Value of livestock, poultry, and their products	71	2,772
VALUE OF SALES BY COMMODITY GROUP (\$1,000)		
Grains, oilseeds, dry beans, and dry peas	-	-
Tobacco	-	-
Cotton and cottonseed	-	-
Vegetables, melons, potatoes and sweet potatoes	1	(D)
Fruits, tree nuts, and berries	1	(D)
Nursery, greenhouse, floriculture, and sod	1	(D)
Cut Christmas trees and short rotation woody crops	-	-
Other crops and hay	11	62
Poultry and eggs	2	(D)
Cattle and calves	64	2,058
Milk and other dairy products from cows	3	(D)
Hogs and pigs	-	-
Sheep, goats, and their products	2	(D)
Horses, ponies, mules, burros, and donkeys	5	4
Aquaculture	-	-
Other animals and other animal products	-	-
TOP CROP ITEMS (acres)		
Forage - land used for all hay and haylage, grass silage, and greenchop	44	2,548
Vegetables harvested for sale	1	(D)
Cantaloupes	1	(D)
Cucumbers and pickles	1	(D)
Potatoes	1	(D)
TOP LIVESTOCK INVENTORY ITEMS (number)		
Cattle and calves	74	4,786
Horses and ponies	42	290
Goats, all	6	114
Layers	4	46
Mules, burros, and donkeys	5	20

Operator Characteristics

Item	Quantity
Primary occupation:	
Farming	44
Other	59
Days worked off farm:	
None	47
Any	56
Years on present farm:	
2 years or less	7
3 to 4 years	16
5 to 9 years	16
10 years or more	64
Age group:	
Under 45 years	17
45 to 64 years	53
65 years and over	33
Average age of principal operator (years)	58.0

Economic Characteristics

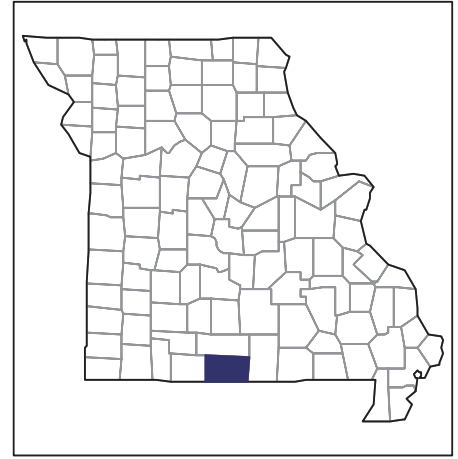
Item	Quantity
Farms by value of sales:	
Less than \$1,000	33
\$1,000 to \$2,499	10
\$2,500 to \$4,999	12
\$5,000 to \$9,999	11
\$10,000 to \$49,999	29
\$50,000 to \$99,999	-
\$100,000 to \$249,999	5
\$250,000 to \$499,999	2
\$500,000 or more	1
Total farm production expenses (\$1,000)	2,834
Average per farm (\$)	27,518
Net cash farm income of operation (\$1,000)	138
Average per farm (\$)	1,340
Value of agricultural products sold directly to individuals for human consumption (\$1,000)	3
Total organic product sales (\$1,000)	(D)
Total income from farm-related sources, gross before taxes and expenses (\$1,000)	91

See "Census of Agriculture, Volume 1, Geographic Area Series" for complete footnotes, explanations, definitions, and methodology.
(D) Cannot be disclosed. (Z) Less than half of the unit shown.

2007 CENSUS *OF* **AGRICULTURE**

Ozark County – Missouri

Farms with Spanish, Hispanic, or Latino Operators Compared with All Farms



Data are not available at this geographic level for farms with Spanish, Hispanic, or Latino operators.



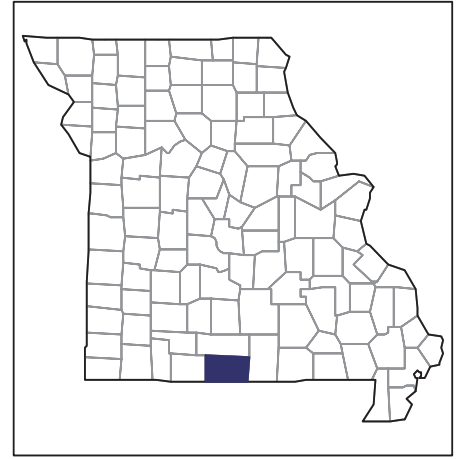
United States Department of Agriculture
National Agricultural Statistics Service

www.agcensus.usda.gov

2007 CENSUS *OF* AGRICULTURE

Ozark County – Missouri

Farms with American Indian or Alaska Native Operators Compared with All Farms



Data are not available at this geographic level for farms with American Indian or Alaska Native operators.



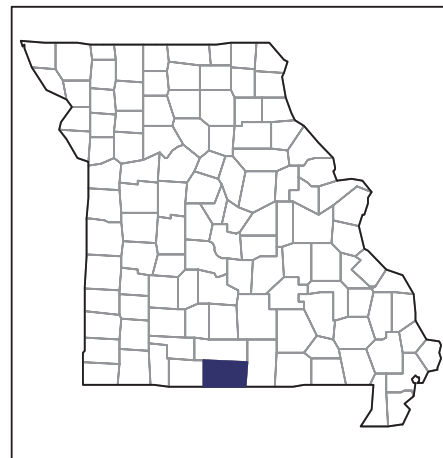
United States Department of Agriculture
National Agricultural Statistics Service

www.agcensus.usda.gov

2007 CENSUS *OF* AGRICULTURE

Ozark County – Missouri

**Farms with Asian Operators
Compared with All Farms**



Data are not available at this geographic level for farms with Asian operators.



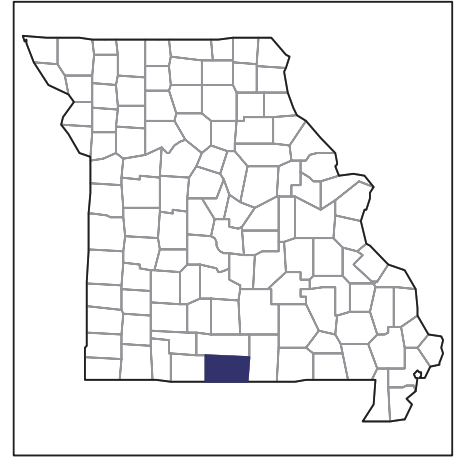
United States Department of Agriculture
National Agricultural Statistics Service

www.agcensus.usda.gov

2007 CENSUS OF AGRICULTURE

Ozark County – Missouri

Farms with Black or African American Operators Compared with All Farms



Data are not available at this geographic level for farms with Black or African American operators.



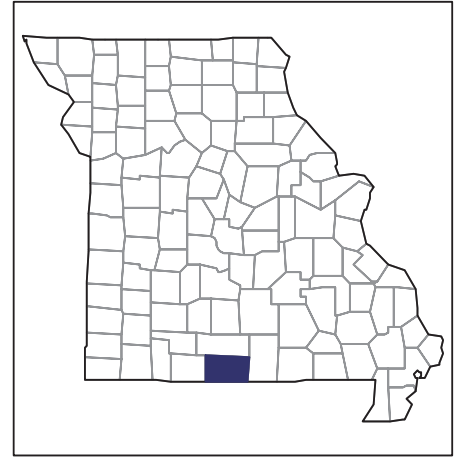
United States Department of Agriculture
National Agricultural Statistics Service

www.agcensus.usda.gov

2007 CENSUS *OF* AGRICULTURE

Ozark County – Missouri

Farms with Native Hawaiian or Other Pacific Islander Operators Compared with All Farms



Data are not available at this geographic level for farms with Native Hawaiian or Other Pacific Islander operators.



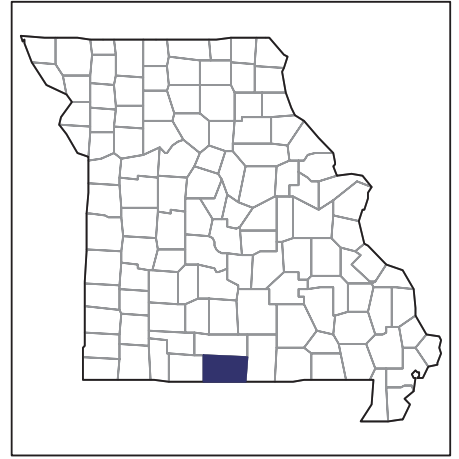
United States Department of Agriculture
National Agricultural Statistics Service

www.agcensus.usda.gov

2007 CENSUS *OF* AGRICULTURE

Ozark County – Missouri

**Farms with White Operators
Compared with All Farms**



Data are not available at this geographic level for farms with White operators.



United States Department of Agriculture
National Agricultural Statistics Service

www.agcensus.usda.gov

