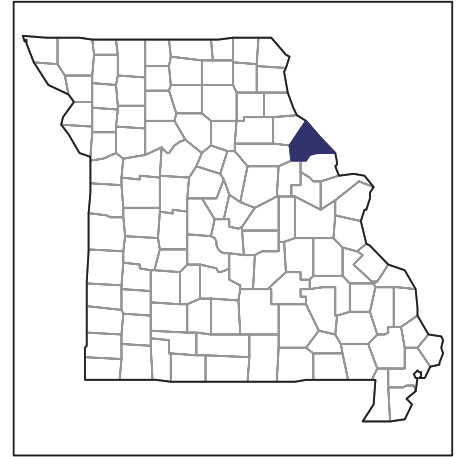


# 2007 CENSUS OF AGRICULTURE



## Pike County – Missouri

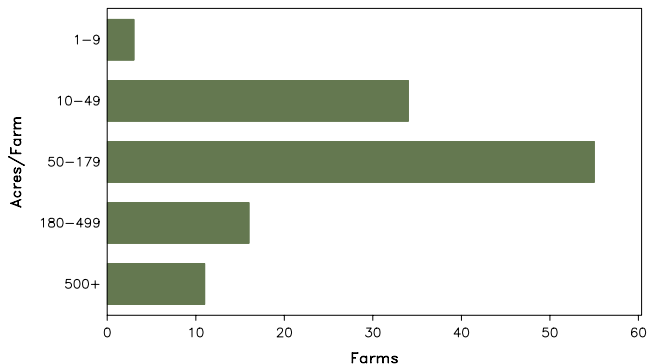
### Farms with Women Principal Operators Compared with All Farms

	Women Principal Operators	All Farms
<b>Number of Farms</b>	119	1,102
<b>Land in Farms</b>	21,248 acres	373,142 acres
<b>Average Size of Farm</b>	179 acres	339 acres
<b>Market Value of Products Sold</b>	\$1,733,000	\$79,770,000
Crop Sales	\$1,300,000	\$49,657,000
Livestock Sales	\$434,000	\$30,114,000
Average Per Farm	\$14,567	\$72,387
<b>Government Payments</b>	\$331,000	\$4,156,000
Average Per Farm Receiving Payments	\$5,420	\$6,166

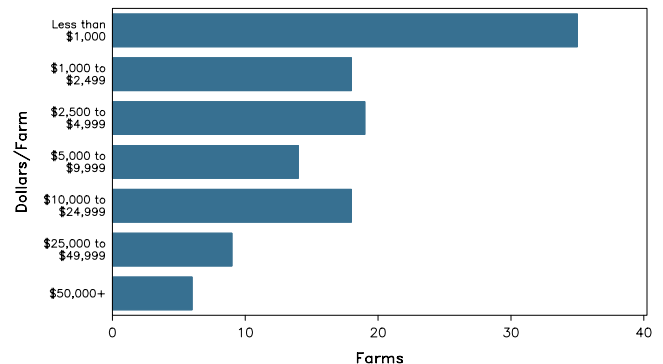
See footnotes on reverse page.

### Farms with Women Principal Operators

Farms by Size



Farms by Economic Size



# 2007 CENSUS OF AGRICULTURE

## Pike County – Missouri Farms with Women Principal Operators

### Selected Highlights

Item	Farms	Quantity
<b>MARKET VALUE OF AGRICULTURAL PRODUCTS SOLD (\$1,000)</b>		
Total value of agricultural products sold	119	1,733
Value of crops including nursery and greenhouse	49	1,300
Value of livestock, poultry, and their products	33	434
<b>VALUE OF SALES BY COMMODITY GROUP (\$1,000)</b>		
Grains, oilseeds, dry beans, and dry peas	24	1,216
Tobacco	-	-
Cotton and cottonseed	-	-
Vegetables, melons, potatoes and sweet potatoes	-	-
Fruits, tree nuts, and berries	-	-
Nursery, greenhouse, floriculture, and sod	-	-
Cut Christmas trees and short rotation woody crops	-	-
Other crops and hay	30	84
Poultry and eggs	9	(D)
Cattle and calves	24	376
Milk and other dairy products from cows	4	18
Hogs and pigs	3	(D)
Sheep, goats, and their products	-	-
Horses, ponies, mules, burros, and donkeys	3	(D)
Aquaculture	-	-
Other animals and other animal products	-	-
<b>TOP CROP ITEMS (acres)</b>		
Soybeans for beans	17	3,264
Corn for grain	14	2,012
Forage - land used for all hay and haylage, grass silage, and greenchop	54	1,809
Wheat for grain, all	5	436
<b>TOP LIVESTOCK INVENTORY ITEMS (number)</b>		
Quail	2	(D)
Cattle and calves	30	1,290
Pheasants	2	(D)
Horses and ponies	47	236
Layers	7	208

### Operator Characteristics

Item	Quantity
Primary occupation:	
Farming	42
Other	77
Days worked off farm:	
None	43
Any	76
Years on present farm:	
2 years or less	3
3 to 4 years	10
5 to 9 years	35
10 years or more	71
Age group:	
Under 45 years	13
45 to 64 years	65
65 years and over	41
Average age of principal operator (years)	61.4

### Economic Characteristics

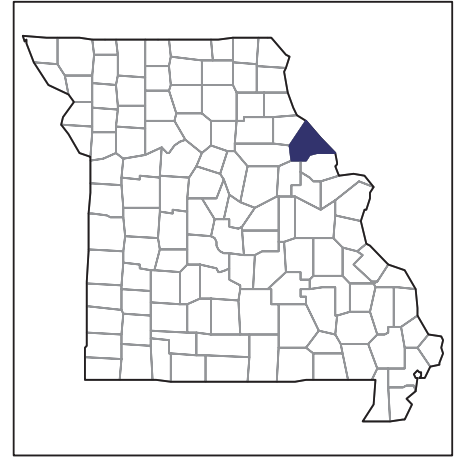
Item	Quantity
Farms by value of sales:	
Less than \$1,000	59
\$1,000 to \$2,499	12
\$2,500 to \$4,999	9
\$5,000 to \$9,999	12
\$10,000 to \$49,999	21
\$50,000 to \$99,999	1
\$100,000 to \$249,999	3
\$250,000 to \$499,999	2
\$500,000 or more	-
Total farm production expenses (\$1,000)	2,553
Average per farm (\$)	21,453
Net cash farm income of operation (\$1,000)	118
Average per farm (\$)	994
Value of agricultural products sold directly to individuals for human consumption (\$1,000)	(D)
Total organic product sales (\$1,000)	-
Total income from farm-related sources, gross before taxes and expenses (\$1,000)	607

See "Census of Agriculture, Volume 1, Geographic Area Series" for complete footnotes, explanations, definitions, and methodology.  
(D) Cannot be disclosed. (Z) Less than half of the unit shown.

# 2007 CENSUS OF AGRICULTURE

## Pike County – Missouri

### Farms with Spanish, Hispanic, or Latino Operators Compared with All Farms



Data are not available at this geographic level for farms with Spanish, Hispanic, or Latino operators.



United States Department of Agriculture  
National Agricultural Statistics Service

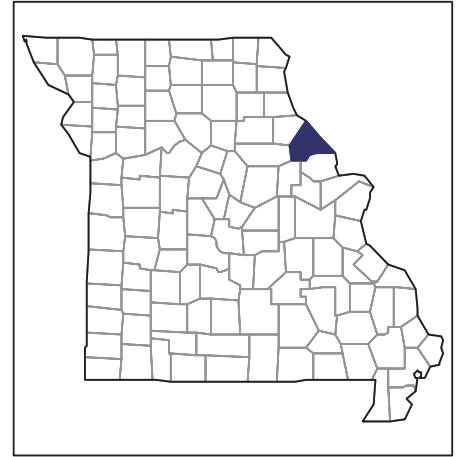
[www.agcensus.usda.gov](http://www.agcensus.usda.gov)



# 2007 CENSUS OF AGRICULTURE

## Pike County – Missouri

### Farms with American Indian or Alaska Native Operators Compared with All Farms



Data are not available at this geographic level for farms with American Indian or Alaska Native operators.



United States Department of Agriculture  
National Agricultural Statistics Service

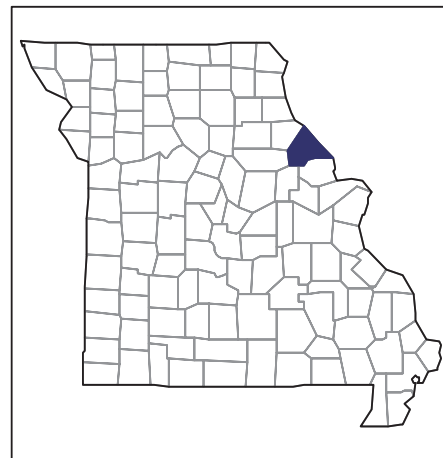
[www.agcensus.usda.gov](http://www.agcensus.usda.gov)



# 2007 CENSUS *OF* AGRICULTURE

**Pike County – Missouri**

**Farms with Asian Operators  
Compared with All Farms**



**Data are not available at this geographic level for farms with Asian operators.**



United States Department of Agriculture  
National Agricultural Statistics Service

[www.agcensus.usda.gov](http://www.agcensus.usda.gov)

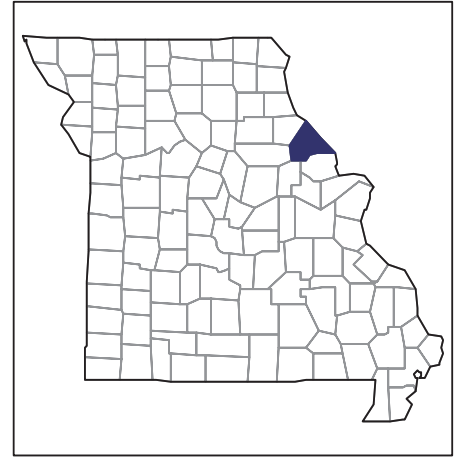




# 2007 CENSUS OF AGRICULTURE

## Pike County – Missouri

### Farms with Black or African American Operators Compared with All Farms



Data are not available at this geographic level for farms with Black or African American operators.



United States Department of Agriculture  
National Agricultural Statistics Service

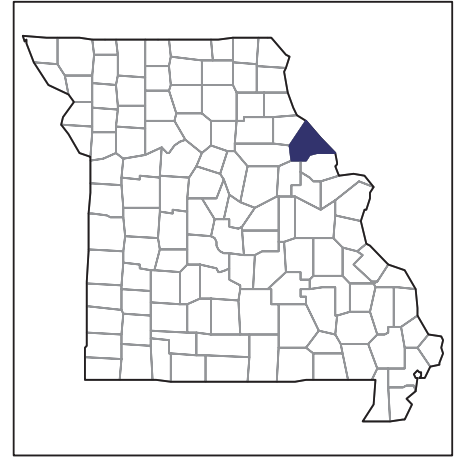
[www.agcensus.usda.gov](http://www.agcensus.usda.gov)



# 2007 CENSUS *OF* AGRICULTURE

## Pike County – Missouri

### Farms with Native Hawaiian or Other Pacific Islander Operators Compared with All Farms



Data are not available at this geographic level for farms with Native Hawaiian or Other Pacific Islander operators.



United States Department of Agriculture  
National Agricultural Statistics Service

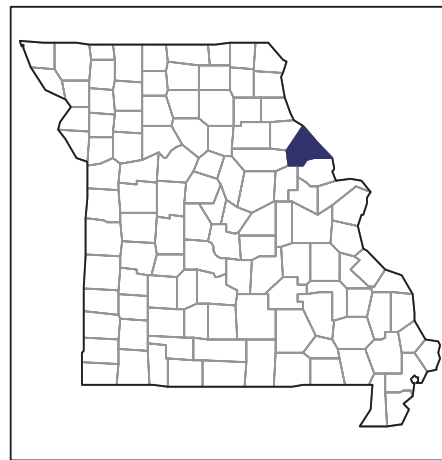
[www.agcensus.usda.gov](http://www.agcensus.usda.gov)



# 2007 CENSUS OF AGRICULTURE

## Pike County – Missouri

### Farms with White Operators Compared with All Farms



Data are not available at this geographic level for farms with White operators.



United States Department of Agriculture  
National Agricultural Statistics Service

[www.agcensus.usda.gov](http://www.agcensus.usda.gov)

