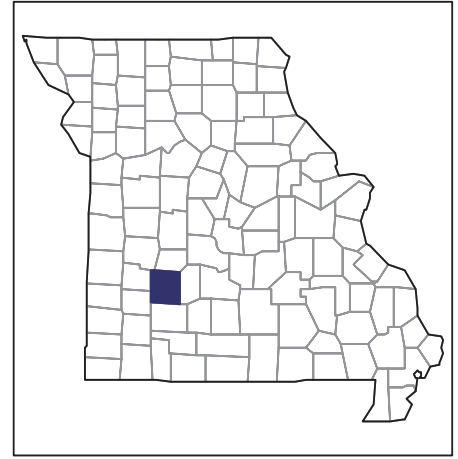


# 2007 CENSUS OF AGRICULTURE



## Polk County – Missouri

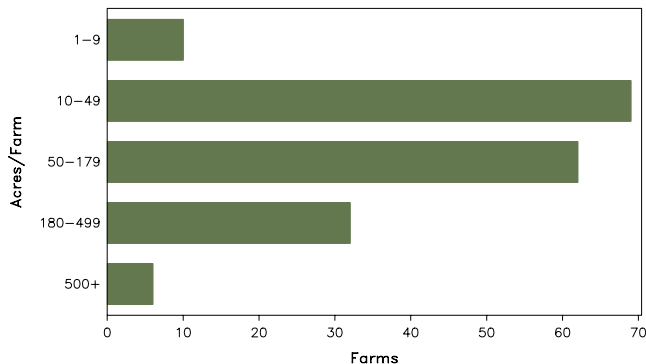
### Farms with Women Principal Operators Compared with All Farms

	Women Principal Operators	All Farms
<b>Number of Farms</b>	179	1,707
<b>Land in Farms</b>	24,004 acres	350,293 acres
<b>Average Size of Farm</b>	134 acres	205 acres
<b>Market Value of Products Sold</b>	\$3,472,000	\$80,433,000
Crop Sales	\$335,000	\$6,054,000
Livestock Sales	\$3,137,000	\$74,379,000
Average Per Farm	\$19,397	\$47,120
<b>Government Payments</b>	\$59,000	\$715,000
Average Per Farm Receiving Payments	\$2,586	\$2,450

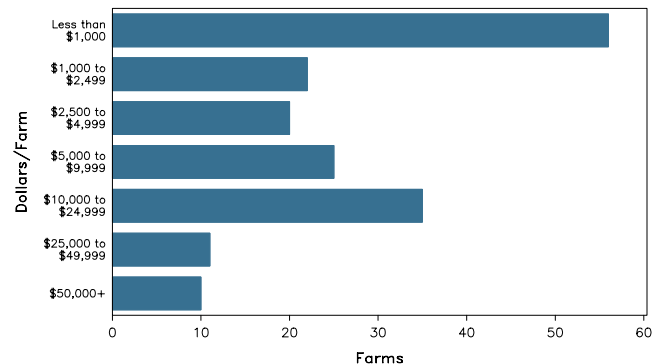
See footnotes on reverse page.

### Farms with Women Principal Operators

Farms by Size



Farms by Economic Size



# 2007 CENSUS OF AGRICULTURE

## Polk County – Missouri Farms with Women Principal Operators

### Selected Highlights

Item	Farms	Quantity
<b>MARKET VALUE OF AGRICULTURAL PRODUCTS SOLD (\$1,000)</b>		
Total value of agricultural products sold	179	3,472
Value of crops including nursery and greenhouse	48	335
Value of livestock, poultry, and their products	122	3,137
<b>VALUE OF SALES BY COMMODITY GROUP (\$1,000)</b>		
Grains, oilseeds, dry beans, and dry peas	2	(D)
Tobacco	-	-
Cotton and cottonseed	-	-
Vegetables, melons, potatoes and sweet potatoes	3	110
Fruits, tree nuts, and berries	4	(D)
Nursery, greenhouse, floriculture, and sod	2	(D)
Cut Christmas trees and short rotation woody crops	-	-
Other crops and hay	42	193
Poultry and eggs	11	(D)
Cattle and calves	87	1,297
Milk and other dairy products from cows	2	(D)
Hogs and pigs	6	7
Sheep, goats, and their products	15	7
Horses, ponies, mules, burros, and donkeys	22	43
Aquaculture	-	-
Other animals and other animal products	4	(D)
<b>TOP CROP ITEMS (acres)</b>		
Forage - land used for all hay and haylage, grass silage, and greenchop	90	5,268
Field and grass seed crops, all	7	471
Soybeans for beans	1	(D)
Vegetables harvested for sale	3	24
Corn for grain	1	(D)
<b>TOP LIVESTOCK INVENTORY ITEMS (number)</b>		
Turkeys	2	(D)
Cattle and calves	96	3,963
Layers	9	575
Rabbits and their pelts	4	(D)
Horses and ponies	63	337

### Operator Characteristics

Item	Quantity
Primary occupation:	
Farming	56
Other	123
Days worked off farm:	
None	71
Any	108
Years on present farm:	
2 years or less	5
3 to 4 years	15
5 to 9 years	29
10 years or more	130
Age group:	
Under 45 years	25
45 to 64 years	91
65 years and over	63
Average age of principal operator (years)	59.8

### Economic Characteristics

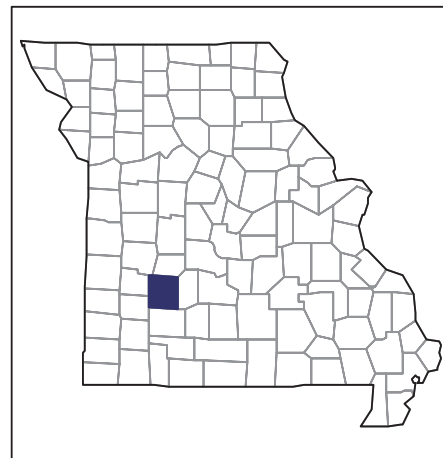
Item	Quantity
Farms by value of sales:	
Less than \$1,000	60
\$1,000 to \$2,499	21
\$2,500 to \$4,999	20
\$5,000 to \$9,999	24
\$10,000 to \$49,999	44
\$50,000 to \$99,999	6
\$100,000 to \$249,999	1
\$250,000 to \$499,999	1
\$500,000 or more	2
Total farm production expenses (\$1,000)	3,550
Average per farm (\$)	19,833
Net cash farm income of operation (\$1,000)	33
Average per farm (\$)	184
Value of agricultural products sold directly to individuals for human consumption (\$1,000)	1
Total organic product sales (\$1,000)	-
Total income from farm-related sources, gross before taxes and expenses (\$1,000)	51

See "Census of Agriculture, Volume 1, Geographic Area Series" for complete footnotes, explanations, definitions, and methodology.  
(D) Cannot be disclosed. (Z) Less than half of the unit shown.

# 2007 CENSUS OF AGRICULTURE

## Polk County – Missouri

### Farms with Spanish, Hispanic, or Latino Operators Compared with All Farms



Data are not available at this geographic level for farms with Spanish, Hispanic, or Latino operators.

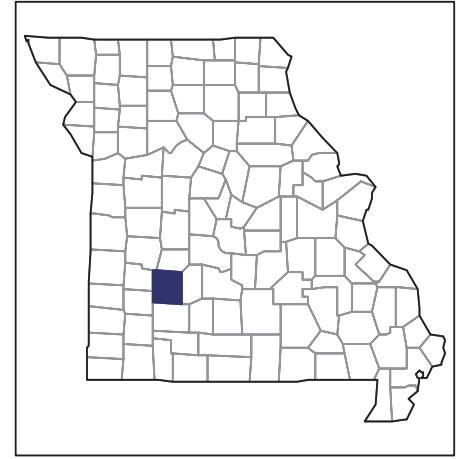


United States Department of Agriculture  
National Agricultural Statistics Service

[www.agcensus.usda.gov](http://www.agcensus.usda.gov)



# 2007 CENSUS OF AGRICULTURE



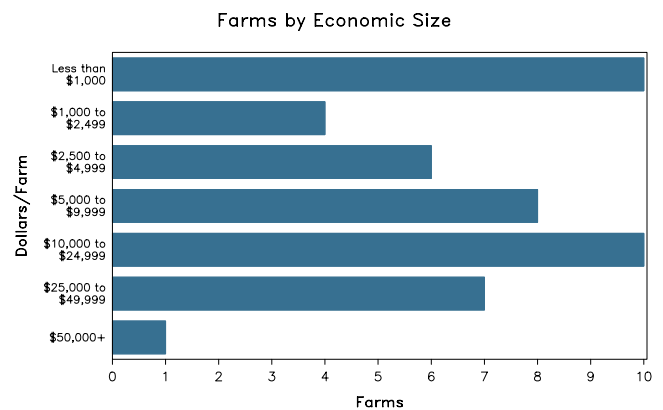
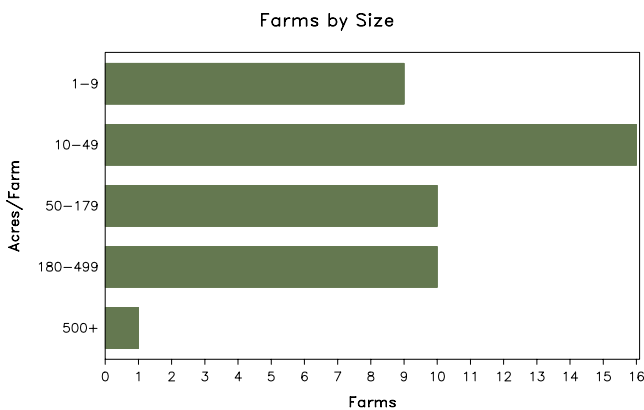
## Polk County – Missouri

### Farms with American Indian or Alaska Native Operators Compared with All Farms

	American Indian or Alaska Native Operators <sup>2</sup>	All Farms
<b>Number of Farm Operators</b> <sup>1</sup>	50	2,610
<b>Number of Farms</b>	46	1,707
<b>Land in Farms</b>	5,331 acres	350,293 acres
<b>Average Size of Farm</b>	116 acres	205 acres
<b>Market Value of Products Sold</b>	\$557,000	\$80,433,000
Crop Sales	\$172,000	\$6,054,000
Livestock Sales	\$385,000	\$74,379,000
Average Per Farm	\$12,113	\$47,120
<b>Government Payments</b>	\$10,000	\$715,000
Average Per Farm Receiving Payments	\$1,439	\$2,450

See footnotes on reverse page.

#### Farms with American Indian or Alaska Native Operators



# 2007 CENSUS OF AGRICULTURE

## Polk County – Missouri Farms with American Indian or Alaska Native Operators

### Selected Highlights

Item	Farms	Quantity
<b>MARKET VALUE OF AGRICULTURAL PRODUCTS SOLD (\$1,000)</b>		
Total value of agricultural products sold	46	557
Value of crops including nursery and greenhouse	13	172
Value of livestock, poultry, and their products	31	385
<b>VALUE OF SALES BY COMMODITY GROUP (\$1,000)</b>		
Grains, oilseeds, dry beans, and dry peas	-	-
Tobacco	-	-
Cotton and cottonseed	-	-
Vegetables, melons, potatoes and sweet potatoes	5	126
Fruits, tree nuts, and berries	5	(D)
Nursery, greenhouse, floriculture, and sod	2	(D)
Cut Christmas trees and short rotation woody crops	-	-
Other crops and hay	8	39
Poultry and eggs	5	(D)
Cattle and calves	28	374
Milk and other dairy products from cows	-	-
Hogs and pigs	-	-
Sheep, goats, and their products	2	(D)
Horses, ponies, mules, burros, and donkeys	-	-
Aquaculture	-	-
Other animals and other animal products	-	-
<b>TOP CROP ITEMS (acres)</b>		
Forage - land used for all hay and haylage, grass silage, and greenchop	28	1,613
Field and grass seed crops, all	3	98
Walnuts, English	2	(D)
Vegetables harvested for sale	5	27
Tomatoes in the open	5	11
<b>TOP LIVESTOCK INVENTORY ITEMS (number)</b>		
Cattle and calves	36	1,715
Layers	7	512
Horses and ponies	9	83
Sheep and lambs	2	(D)
Rabbits and their pelts	2	(D)

### Operator Characteristics

Item	Quantity
Primary occupation:	
Farming	10
Other	40
Days worked off farm:	
None	12
Any	38
Years on present farm:	
2 years or less	3
3 to 4 years	5
5 to 9 years	7
10 years or more	35
Age group:	
Under 45 years	15
45 to 64 years	30
65 years and over	5
Average age (years)	51.7

### Economic Characteristics

Item	Quantity
Farms by value of sales:	
Less than \$1,000	10
\$1,000 to \$2,499	4
\$2,500 to \$4,999	7
\$5,000 to \$9,999	7
\$10,000 to \$49,999	17
\$50,000 to \$99,999	1
\$100,000 to \$249,999	-
\$250,000 to \$499,999	-
\$500,000 or more	-
Total farm production expenses (\$1,000)	671
Average per farm (\$)	14,593
Net cash farm income of operation (\$1,000)	-74
Average per farm (\$)	-1,610
Value of agricultural products sold directly to individuals for human consumption (\$1,000)	7
Total organic product sales (\$1,000)	4
Total income from farm-related sources, gross before taxes and expenses (\$1,000)	30

See "Census of Agriculture, Volume 1, Geographic Area Series" for complete footnotes, explanations, definitions, and methodology.

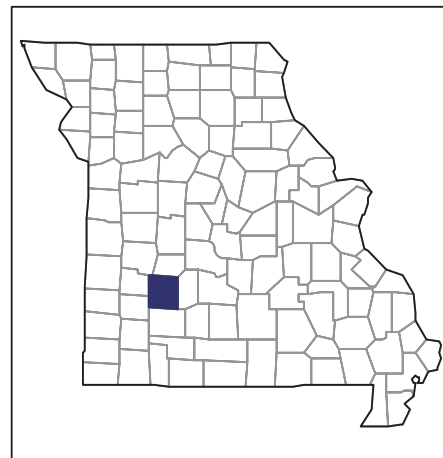
(D) Cannot be disclosed. (Z) Less than half of the unit shown.

<sup>1</sup> Data were collected for a maximum of three operators per farm. <sup>2</sup> Operators reporting selected race alone or in combination with other races.

# 2007 CENSUS OF AGRICULTURE

**Polk County – Missouri**

**Farms with Asian Operators  
Compared with All Farms**



**Data are not available at this geographic level for farms with Asian operators.**



United States Department of Agriculture  
National Agricultural Statistics Service

[www.agcensus.usda.gov](http://www.agcensus.usda.gov)





# 2007 CENSUS *OF* **AGRICULTURE**

## **Polk County – Missouri**

### **Farms with Black or African American Operators Compared with All Farms**



**Data are not available at this geographic level for farms with Black or African American operators.**



United States Department of Agriculture  
National Agricultural Statistics Service

[www.agcensus.usda.gov](http://www.agcensus.usda.gov)



# 2007 CENSUS OF AGRICULTURE

## Polk County – Missouri

### Farms with Native Hawaiian or Other Pacific Islander Operators Compared with All Farms



Data are not available at this geographic level for farms with Native Hawaiian or Other Pacific Islander operators.



United States Department of Agriculture  
National Agricultural Statistics Service

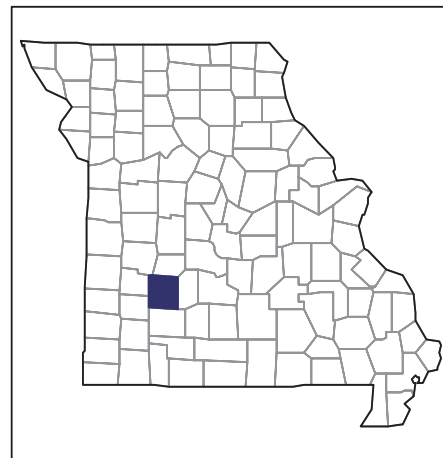
[www.agcensus.usda.gov](http://www.agcensus.usda.gov)



# 2007 CENSUS OF AGRICULTURE

**Polk County – Missouri**

**Farms with White Operators  
Compared with All Farms**



**Data are not available at this geographic level for farms with White operators.**



United States Department of Agriculture  
National Agricultural Statistics Service

[www.agcensus.usda.gov](http://www.agcensus.usda.gov)

