

# 2007 CENSUS OF AGRICULTURE



## Pulaski County – Missouri

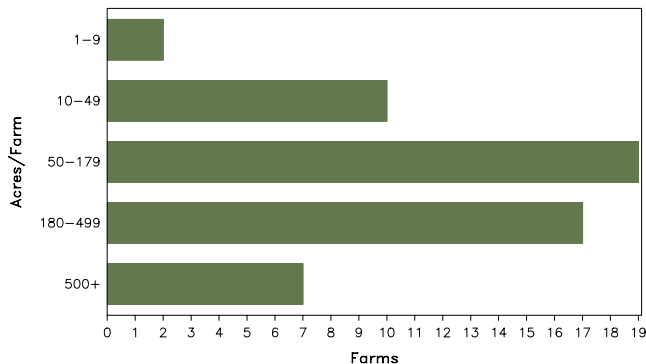
### Farms with Women Principal Operators Compared with All Farms

	Women Principal Operators	All Farms
<b>Number of Farms</b>	55	481
<b>Land in Farms</b>	13,483 acres	123,074 acres
<b>Average Size of Farm</b>	245 acres	256 acres
<b>Market Value of Products Sold</b>	\$649,000	\$8,887,000
Crop Sales	\$163,000	\$948,000
Livestock Sales	\$485,000	\$7,939,000
Average Per Farm	\$11,794	\$18,476
<b>Government Payments</b>	\$17,000	\$138,000
Average Per Farm Receiving Payments	\$1,938	\$2,119

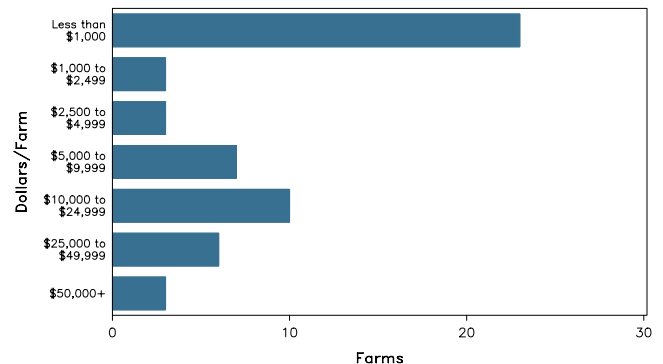
See footnotes on reverse page.

### Farms with Women Principal Operators

Farms by Size



Farms by Economic Size



# 2007 CENSUS OF AGRICULTURE

## Pulaski County – Missouri Farms with Women Principal Operators

### Selected Highlights

Item	Farms	Quantity
<b>MARKET VALUE OF AGRICULTURAL PRODUCTS SOLD (\$1,000)</b>		
Total value of agricultural products sold	55	649
Value of crops including nursery and greenhouse	15	163
Value of livestock, poultry, and their products	27	485
<b>VALUE OF SALES BY COMMODITY GROUP (\$1,000)</b>		
Grains, oilseeds, dry beans, and dry peas	1	(D)
Tobacco	-	-
Cotton and cottonseed	-	-
Vegetables, melons, potatoes and sweet potatoes	2	(D)
Fruits, tree nuts, and berries	-	-
Nursery, greenhouse, floriculture, and sod	-	-
Cut Christmas trees and short rotation woody crops	2	(D)
Other crops and hay	11	(D)
Poultry and eggs	4	2
Cattle and calves	26	415
Milk and other dairy products from cows	2	(D)
Hogs and pigs	2	(D)
Sheep, goats, and their products	2	(D)
Horses, ponies, mules, burros, and donkeys	-	-
Aquaculture	-	-
Other animals and other animal products	-	-
<b>TOP CROP ITEMS (acres)</b>		
Forage - land used for all hay and haylage, grass silage, and greenchop	24	2,241
Short-rotation woody crops	2	(D)
Field and grass seed crops, all	1	(D)
Corn for grain	1	(D)
Soybeans for beans	1	(D)
<b>TOP LIVESTOCK INVENTORY ITEMS (number)</b>		
Cattle and calves	28	1,318
Horses and ponies	15	137
Layers	4	86
Goats, all	5	35
Hogs and pigs	2	(D)

### Operator Characteristics

Item	Quantity
Primary occupation:	
Farming	21
Other	34
Days worked off farm:	
None	16
Any	39
Years on present farm:	
2 years or less	-
3 to 4 years	1
5 to 9 years	16
10 years or more	38
Age group:	
Under 45 years	6
45 to 64 years	27
65 years and over	22
Average age of principal operator (years)	60.6

### Economic Characteristics

Item	Quantity
Farms by value of sales:	
Less than \$1,000	23
\$1,000 to \$2,499	3
\$2,500 to \$4,999	3
\$5,000 to \$9,999	7
\$10,000 to \$49,999	16
\$50,000 to \$99,999	3
\$100,000 to \$249,999	-
\$250,000 to \$499,999	-
\$500,000 or more	-
Total farm production expenses (\$1,000)	1,107
Average per farm (\$)	20,126
Net cash farm income of operation (\$1,000)	-411
Average per farm (\$)	-7,478
Value of agricultural products sold directly to individuals for human consumption (\$1,000)	(D)
Total organic product sales (\$1,000)	(D)
Total income from farm-related sources, gross before taxes and expenses (\$1,000)	30

See "Census of Agriculture, Volume 1, Geographic Area Series" for complete footnotes, explanations, definitions, and methodology.  
(D) Cannot be disclosed. (Z) Less than half of the unit shown.

# 2007 CENSUS OF AGRICULTURE

## Pulaski County – Missouri

### Farms with Spanish, Hispanic, or Latino Operators Compared with All Farms



Data are not available at this geographic level for farms with Spanish, Hispanic, or Latino operators.



United States Department of Agriculture  
National Agricultural Statistics Service

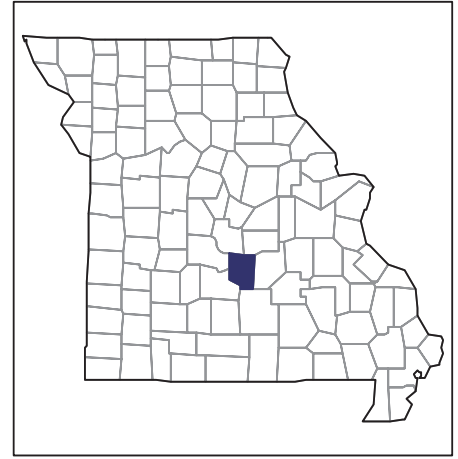
[www.agcensus.usda.gov](http://www.agcensus.usda.gov)



# 2007 CENSUS *OF* AGRICULTURE

## Pulaski County – Missouri

### Farms with American Indian or Alaska Native Operators Compared with All Farms



Data are not available at this geographic level for farms with American Indian or Alaska Native operators.



United States Department of Agriculture  
National Agricultural Statistics Service

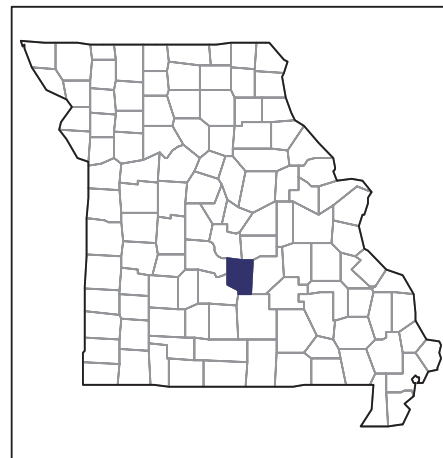
[www.agcensus.usda.gov](http://www.agcensus.usda.gov)



# 2007 CENSUS *OF* **AGRICULTURE**

**Pulaski County – Missouri**

**Farms with Asian Operators  
Compared with All Farms**



**Data are not available at this geographic level for farms with Asian operators.**



United States Department of Agriculture  
National Agricultural Statistics Service

[www.agcensus.usda.gov](http://www.agcensus.usda.gov)

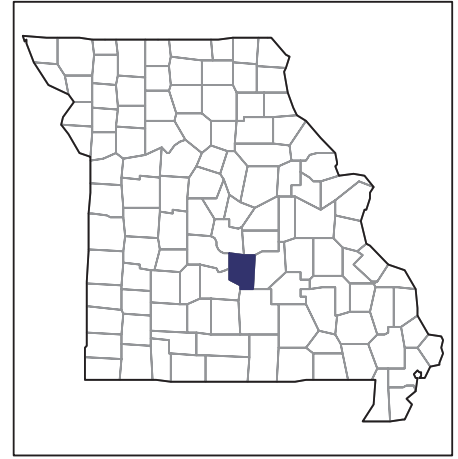




# 2007 CENSUS *OF* **AGRICULTURE**

## **Pulaski County – Missouri**

### **Farms with Black or African American Operators Compared with All Farms**



**Data are not available at this geographic level for farms with Black or African American operators.**



United States Department of Agriculture  
National Agricultural Statistics Service

[www.agcensus.usda.gov](http://www.agcensus.usda.gov)



# 2007 CENSUS *OF* AGRICULTURE

## Pulaski County – Missouri

### Farms with Native Hawaiian or Other Pacific Islander Operators Compared with All Farms



Data are not available at this geographic level for farms with Native Hawaiian or Other Pacific Islander operators.



United States Department of Agriculture  
National Agricultural Statistics Service

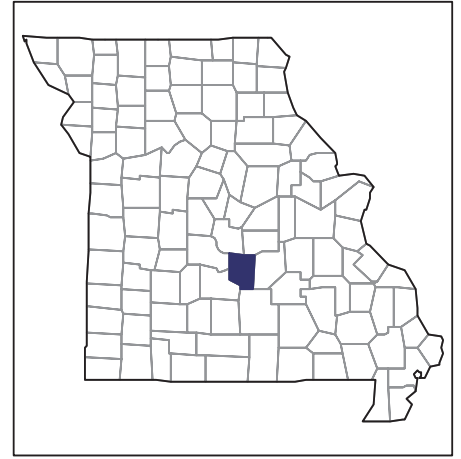
[www.agcensus.usda.gov](http://www.agcensus.usda.gov)



# 2007 CENSUS *OF* AGRICULTURE

**Pulaski County – Missouri**

**Farms with White Operators  
Compared with All Farms**



**Data are not available at this geographic level for farms with White operators.**



United States Department of Agriculture  
National Agricultural Statistics Service

[www.agcensus.usda.gov](http://www.agcensus.usda.gov)

