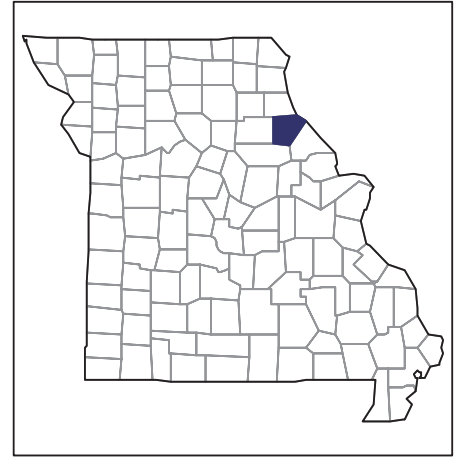


# 2007 CENSUS OF AGRICULTURE



## Ralls County – Missouri

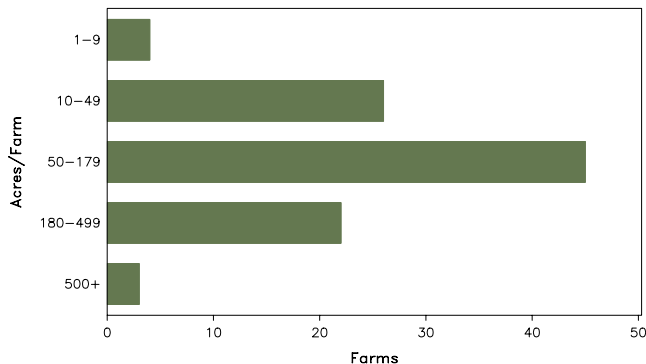
### Farms with Women Principal Operators Compared with All Farms

	Women Principal Operators	All Farms
<b>Number of Farms</b>	100	803
<b>Land in Farms</b>	12,758 acres	245,509 acres
<b>Average Size of Farm</b>	128 acres	306 acres
<b>Market Value of Products Sold</b>	\$610,000	\$56,735,000
Crop Sales	\$492,000	\$42,557,000
Livestock Sales	\$118,000	\$14,178,000
Average Per Farm	\$6,100	\$70,653
<b>Government Payments</b>	\$274,000	\$3,383,000
Average Per Farm Receiving Payments	\$4,726	\$6,053

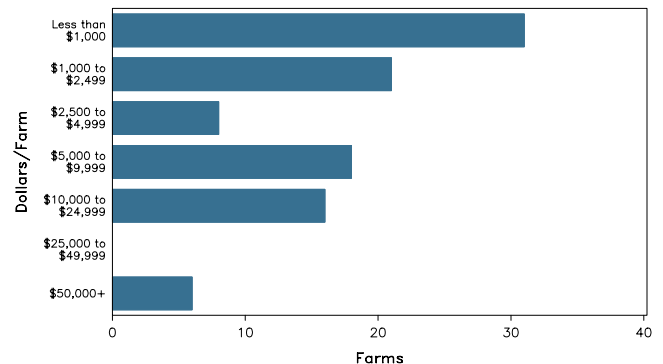
See footnotes on reverse page.

### Farms with Women Principal Operators

Farms by Size



Farms by Economic Size



# 2007 CENSUS OF AGRICULTURE

## Ralls County – Missouri Farms with Women Principal Operators

### Selected Highlights

Item	Farms	Quantity
<b>MARKET VALUE OF AGRICULTURAL PRODUCTS SOLD (\$1,000)</b>		
Total value of agricultural products sold	100	610
Value of crops including nursery and greenhouse	22	492
Value of livestock, poultry, and their products	24	118
<b>VALUE OF SALES BY COMMODITY GROUP (\$1,000)</b>		
Grains, oilseeds, dry beans, and dry peas	11	(D)
Tobacco	-	-
Cotton and cottonseed	-	-
Vegetables, melons, potatoes and sweet potatoes	-	-
Fruits, tree nuts, and berries	-	-
Nursery, greenhouse, floriculture, and sod	-	-
Cut Christmas trees and short rotation woody crops	-	-
Other crops and hay	14	(D)
Poultry and eggs	6	(D)
Cattle and calves	14	96
Milk and other dairy products from cows	-	-
Hogs and pigs	-	-
Sheep, goats, and their products	3	(D)
Horses, ponies, mules, burros, and donkeys	6	5
Aquaculture	-	-
Other animals and other animal products	-	-
<b>TOP CROP ITEMS (acres)</b>		
Forage - land used for all hay and haylage, grass silage, and greenchop	26	786
Soybeans for beans	6	645
Corn for grain	8	358
Wheat for grain, all	2	(D)
Sorghum for grain	1	(D)
<b>TOP LIVESTOCK INVENTORY ITEMS (number)</b>		
Quail	1	(D)
Pheasants	1	(D)
Cattle and calves	20	488
Horses and ponies	30	140
Layers	6	82

### Operator Characteristics

Item	Quantity
Primary occupation:	
Farming	22
Other	78
Days worked off farm:	
None	43
Any	57
Years on present farm:	
2 years or less	9
3 to 4 years	17
5 to 9 years	21
10 years or more	53
Age group:	
Under 45 years	15
45 to 64 years	42
65 years and over	43
Average age of principal operator (years)	63.0

### Economic Characteristics

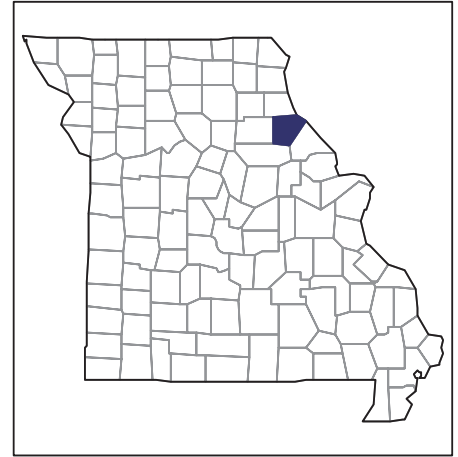
Item	Quantity
Farms by value of sales:	
Less than \$1,000	68
\$1,000 to \$2,499	12
\$2,500 to \$4,999	1
\$5,000 to \$9,999	6
\$10,000 to \$49,999	7
\$50,000 to \$99,999	5
\$100,000 to \$249,999	1
\$250,000 to \$499,999	-
\$500,000 or more	-
Total farm production expenses (\$1,000)	569
Average per farm (\$)	5,693
Net cash farm income of operation (\$1,000)	845
Average per farm (\$)	8,452
Value of agricultural products sold directly to individuals for human consumption (\$1,000)	-
Total organic product sales (\$1,000)	-
Total income from farm-related sources, gross before taxes and expenses (\$1,000)	530

See "Census of Agriculture, Volume 1, Geographic Area Series" for complete footnotes, explanations, definitions, and methodology.  
(D) Cannot be disclosed. (Z) Less than half of the unit shown.

# 2007 CENSUS OF AGRICULTURE

## Ralls County – Missouri

### Farms with Spanish, Hispanic, or Latino Operators Compared with All Farms



Data are not available at this geographic level for farms with Spanish, Hispanic, or Latino operators.



United States Department of Agriculture  
National Agricultural Statistics Service

[www.agcensus.usda.gov](http://www.agcensus.usda.gov)



# 2007 CENSUS OF AGRICULTURE

## Ralls County – Missouri

### Farms with American Indian or Alaska Native Operators Compared with All Farms



Data are not available at this geographic level for farms with American Indian or Alaska Native operators.



United States Department of Agriculture  
National Agricultural Statistics Service

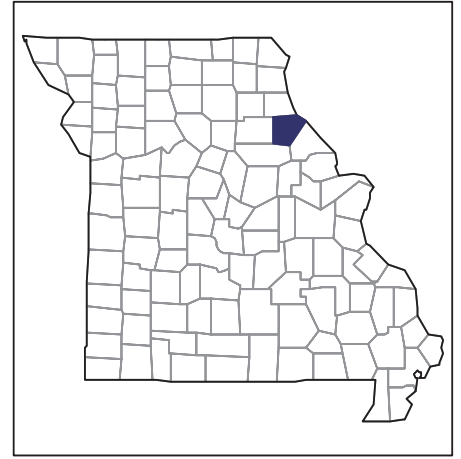
[www.agcensus.usda.gov](http://www.agcensus.usda.gov)



# 2007 CENSUS *OF* AGRICULTURE

**Ralls County – Missouri**

**Farms with Asian Operators  
Compared with All Farms**



**Data are not available at this geographic level for farms with Asian operators.**



United States Department of Agriculture  
National Agricultural Statistics Service

[www.agcensus.usda.gov](http://www.agcensus.usda.gov)





# 2007 CENSUS OF AGRICULTURE

## Ralls County – Missouri

### Farms with Black or African American Operators Compared with All Farms



Data are not available at this geographic level for farms with Black or African American operators.



United States Department of Agriculture  
National Agricultural Statistics Service

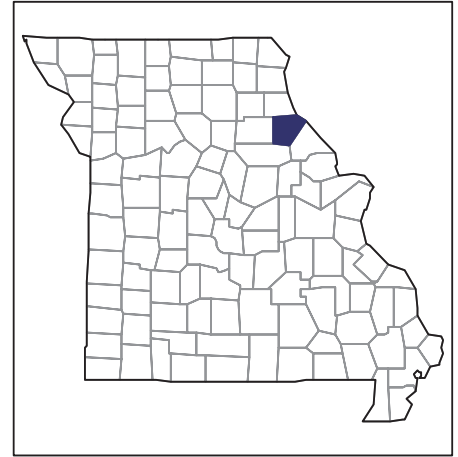
[www.agcensus.usda.gov](http://www.agcensus.usda.gov)



# 2007 CENSUS *OF* AGRICULTURE

## Ralls County – Missouri

### Farms with Native Hawaiian or Other Pacific Islander Operators Compared with All Farms



Data are not available at this geographic level for farms with Native Hawaiian or Other Pacific Islander operators.



United States Department of Agriculture  
National Agricultural Statistics Service

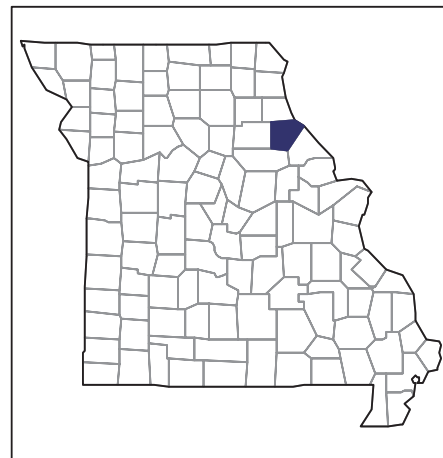
[www.agcensus.usda.gov](http://www.agcensus.usda.gov)



# 2007 CENSUS OF AGRICULTURE

**Ralls County – Missouri**

**Farms with White Operators  
Compared with All Farms**



**Data are not available at this geographic level for farms with White operators.**



United States Department of Agriculture  
National Agricultural Statistics Service

[www.agcensus.usda.gov](http://www.agcensus.usda.gov)

