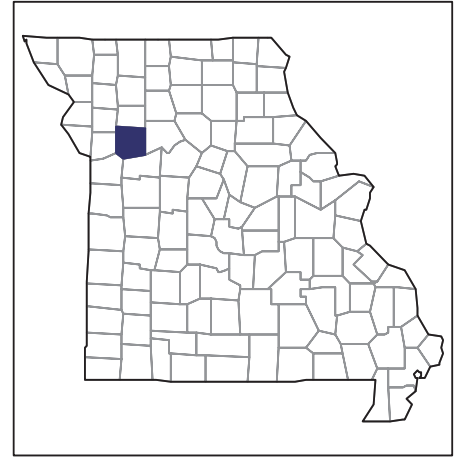


2007 CENSUS OF AGRICULTURE



Ray County – Missouri

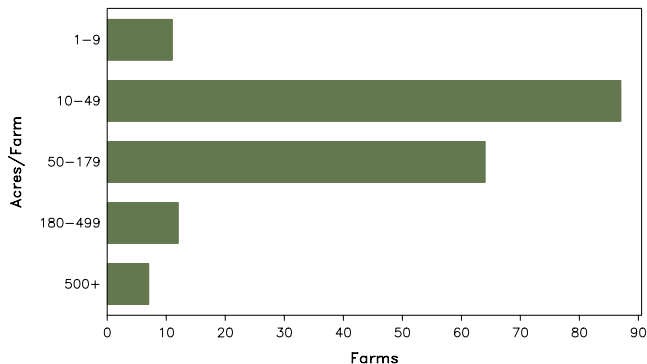
Farms with Women Principal Operators Compared with All Farms

	Women Principal Operators	All Farms
Number of Farms	181	1,321
Land in Farms	18,351 acres	291,798 acres
Average Size of Farm	101 acres	221 acres
Market Value of Products Sold	\$1,313,000	\$64,513,000
Crop Sales	\$867,000	\$35,783,000
Livestock Sales	\$445,000	\$28,730,000
Average Per Farm	\$7,252	\$48,837
Government Payments	\$349,000	\$3,475,000
Average Per Farm Receiving Payments	\$4,476	\$5,498

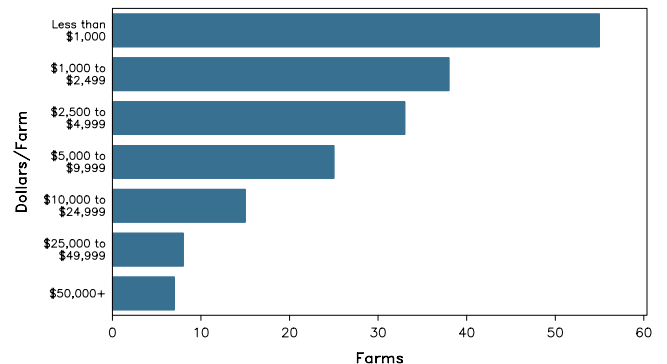
See footnotes on reverse page.

Farms with Women Principal Operators

Farms by Size



Farms by Economic Size



2007 CENSUS OF AGRICULTURE

Ray County – Missouri Farms with Women Principal Operators

Selected Highlights

Item	Farms	Quantity
MARKET VALUE OF AGRICULTURAL PRODUCTS SOLD (\$1,000)		
Total value of agricultural products sold	181	1,313
Value of crops including nursery and greenhouse	51	867
Value of livestock, poultry, and their products	66	445
VALUE OF SALES BY COMMODITY GROUP (\$1,000)		
Grains, oilseeds, dry beans, and dry peas	23	(D)
Tobacco	-	-
Cotton and cottonseed	-	-
Vegetables, melons, potatoes and sweet potatoes	3	(D)
Fruits, tree nuts, and berries	-	-
Nursery, greenhouse, floriculture, and sod	1	(D)
Cut Christmas trees and short rotation woody crops	-	-
Other crops and hay	33	96
Poultry and eggs	17	8
Cattle and calves	38	(D)
Milk and other dairy products from cows	-	-
Hogs and pigs	4	(D)
Sheep, goats, and their products	10	5
Horses, ponies, mules, burros, and donkeys	14	56
Aquaculture	-	-
Other animals and other animal products	-	-
TOP CROP ITEMS (acres)		
Soybeans for beans	22	2,277
Forage - land used for all hay and haylage, grass silage, and greenchop	63	1,783
Corn for grain	10	662
Wheat for grain, all	5	228
Vegetables harvested for sale	3	2
TOP LIVESTOCK INVENTORY ITEMS (number)		
Cattle and calves	44	1,005
Horses and ponies	60	518
Layers	18	416
Goats, all	12	250
Ducks	10	228

Operator Characteristics

Item	Quantity
Primary occupation:	
Farming	55
Other	126
Days worked off farm:	
None	58
Any	123
Years on present farm:	
2 years or less	4
3 to 4 years	22
5 to 9 years	38
10 years or more	117
Age group:	
Under 45 years	35
45 to 64 years	75
65 years and over	71
Average age of principal operator (years)	58.7

Economic Characteristics

Item	Quantity
Farms by value of sales:	
Less than \$1,000	101
\$1,000 to \$2,499	25
\$2,500 to \$4,999	14
\$5,000 to \$9,999	17
\$10,000 to \$49,999	19
\$50,000 to \$99,999	2
\$100,000 to \$249,999	3
\$250,000 to \$499,999	-
\$500,000 or more	-
Total farm production expenses (\$1,000)	1,832
Average per farm (\$)	10,120
Net cash farm income of operation (\$1,000)	-88
Average per farm (\$)	-484
Value of agricultural products sold directly to individuals for human consumption (\$1,000)	14
Total organic product sales (\$1,000)	-
Total income from farm-related sources, gross before taxes and expenses (\$1,000)	82

See "Census of Agriculture, Volume 1, Geographic Area Series" for complete footnotes, explanations, definitions, and methodology.
(D) Cannot be disclosed. (Z) Less than half of the unit shown.

2007 CENSUS *OF* AGRICULTURE

Ray County – Missouri

Farms with Spanish, Hispanic, or Latino Operators Compared with All Farms



Data are not available at this geographic level for farms with Spanish, Hispanic, or Latino operators.



United States Department of Agriculture
National Agricultural Statistics Service

www.agcensus.usda.gov

2007 CENSUS OF AGRICULTURE

Ray County – Missouri

Farms with American Indian or Alaska Native Operators Compared with All Farms



Data are not available at this geographic level for farms with American Indian or Alaska Native operators.



United States Department of Agriculture
National Agricultural Statistics Service

www.agcensus.usda.gov

2007 CENSUS *OF* AGRICULTURE

Ray County – Missouri

**Farms with Asian Operators
Compared with All Farms**



Data are not available at this geographic level for farms with Asian operators.



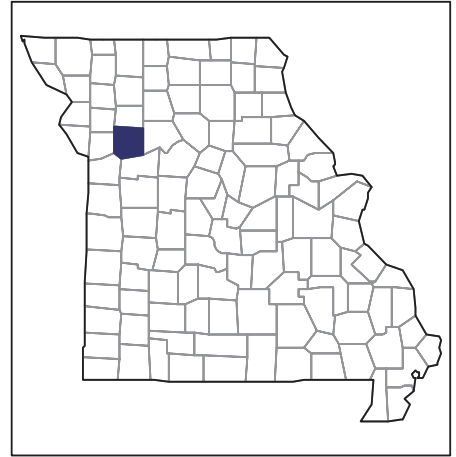
United States Department of Agriculture
National Agricultural Statistics Service

www.agcensus.usda.gov

2007 CENSUS OF AGRICULTURE

Ray County – Missouri

Farms with Black or African American Operators Compared with All Farms



Data are not available at this geographic level for farms with Black or African American operators.



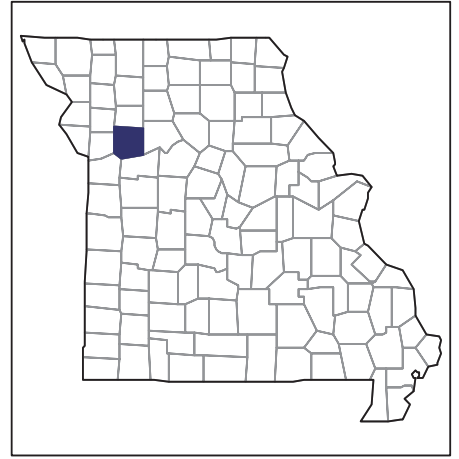
United States Department of Agriculture
National Agricultural Statistics Service

www.agcensus.usda.gov

2007 CENSUS *OF* AGRICULTURE

Ray County – Missouri

Farms with Native Hawaiian or Other Pacific Islander Operators Compared with All Farms



Data are not available at this geographic level for farms with Native Hawaiian or Other Pacific Islander operators.



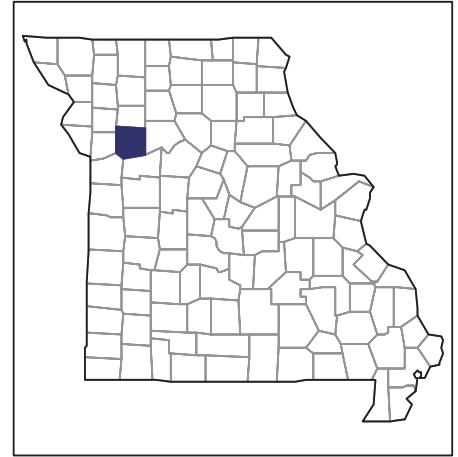
United States Department of Agriculture
National Agricultural Statistics Service

www.agcensus.usda.gov

2007 CENSUS *OF* AGRICULTURE

Ray County – Missouri

**Farms with White Operators
Compared with All Farms**



Data are not available at this geographic level for farms with White operators.



United States Department of Agriculture
National Agricultural Statistics Service

www.agcensus.usda.gov

