

2007 CENSUS OF AGRICULTURE



St. Clair County – Missouri

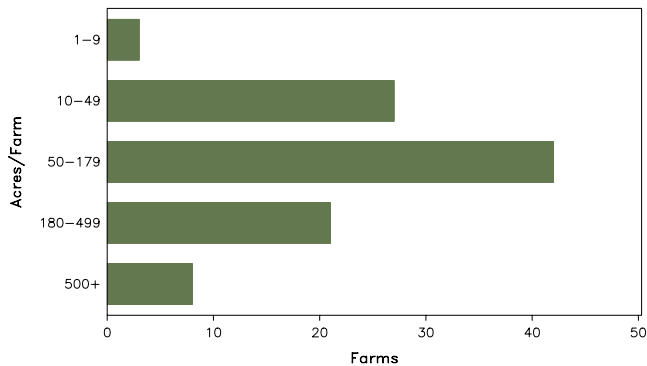
Farms with Women Principal Operators Compared with All Farms

	Women Principal Operators	All Farms
Number of Farms	101	844
Land in Farms	22,002 acres	265,009 acres
Average Size of Farm	218 acres	314 acres
Market Value of Products Sold	\$2,005,000	\$34,288,000
Crop Sales	\$1,099,000	\$15,474,000
Livestock Sales	\$906,000	\$18,813,000
Average Per Farm	\$19,850	\$40,625
Government Payments	\$89,000	\$1,760,000
Average Per Farm Receiving Payments	\$3,170	\$5,302

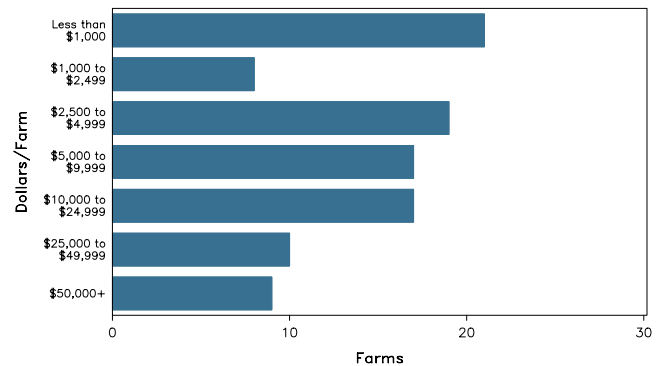
See footnotes on reverse page.

Farms with Women Principal Operators

Farms by Size



Farms by Economic Size



2007 CENSUS OF AGRICULTURE

St. Clair County – Missouri Farms with Women Principal Operators

Selected Highlights

Item	Farms	Quantity
MARKET VALUE OF AGRICULTURAL PRODUCTS SOLD (\$1,000)		
Total value of agricultural products sold	101	2,005
Value of crops including nursery and greenhouse	39	1,099
Value of livestock, poultry, and their products	61	906
VALUE OF SALES BY COMMODITY GROUP (\$1,000)		
Grains, oilseeds, dry beans, and dry peas	8	812
Tobacco	-	-
Cotton and cottonseed	-	-
Vegetables, melons, potatoes and sweet potatoes	1	(D)
Fruits, tree nuts, and berries	1	(D)
Nursery, greenhouse, floriculture, and sod	5	(D)
Cut Christmas trees and short rotation woody crops	-	-
Other crops and hay	32	(D)
Poultry and eggs	9	(D)
Cattle and calves	50	823
Milk and other dairy products from cows	4	36
Hogs and pigs	-	-
Sheep, goats, and their products	8	28
Horses, ponies, mules, burros, and donkeys	5	(D)
Aquaculture	-	-
Other animals and other animal products	-	-
TOP CROP ITEMS (acres)		
Forage - land used for all hay and haylage, grass silage, and greenchop	49	4,002
Soybeans for beans	6	1,808
Field and grass seed crops, all	9	1,105
Wheat for grain, all	5	834
Corn for grain	5	547
TOP LIVESTOCK INVENTORY ITEMS (number)		
Cattle and calves	66	3,160
Layers	9	295
Goats, all	10	235
Broilers and other meat-type chickens	2	(D)
Horses and ponies	29	138

Operator Characteristics

Item	Quantity
Primary occupation:	
Farming	45
Other	56
Days worked off farm:	
None	39
Any	62
Years on present farm:	
2 years or less	10
3 to 4 years	10
5 to 9 years	24
10 years or more	57
Age group:	
Under 45 years	18
45 to 64 years	49
65 years and over	34
Average age of principal operator (years)	59.3

Economic Characteristics

Item	Quantity
Farms by value of sales:	
Less than \$1,000	24
\$1,000 to \$2,499	6
\$2,500 to \$4,999	21
\$5,000 to \$9,999	15
\$10,000 to \$49,999	26
\$50,000 to \$99,999	5
\$100,000 to \$249,999	2
\$250,000 to \$499,999	2
\$500,000 or more	-
Total farm production expenses (\$1,000)	2,003
Average per farm (\$)	19,828
Net cash farm income of operation (\$1,000)	192
Average per farm (\$)	1,900
Value of agricultural products sold directly to individuals for human consumption (\$1,000)	(D)
Total organic product sales (\$1,000)	-
Total income from farm-related sources, gross before taxes and expenses (\$1,000)	101

See "Census of Agriculture, Volume 1, Geographic Area Series" for complete footnotes, explanations, definitions, and methodology.
(D) Cannot be disclosed. (Z) Less than half of the unit shown.

2007 CENSUS OF AGRICULTURE

St. Clair County – Missouri

Farms with Spanish, Hispanic, or Latino Operators Compared with All Farms



Data are not available at this geographic level for farms with Spanish, Hispanic, or Latino operators.



United States Department of Agriculture
National Agricultural Statistics Service

www.agcensus.usda.gov

2007 CENSUS OF AGRICULTURE

St. Clair County – Missouri

Farms with American Indian or Alaska Native Operators Compared with All Farms



Data are not available at this geographic level for farms with American Indian or Alaska Native operators.



United States Department of Agriculture
National Agricultural Statistics Service

www.agcensus.usda.gov

2007 CENSUS *OF* **AGRICULTURE**

St. Clair County – Missouri

**Farms with Asian Operators
Compared with All Farms**



Data are not available at this geographic level for farms with Asian operators.



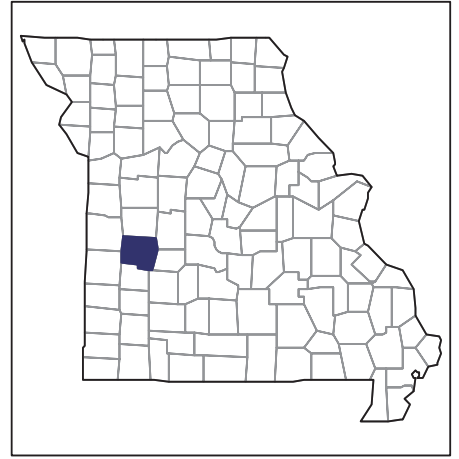
United States Department of Agriculture
National Agricultural Statistics Service

www.agcensus.usda.gov

2007 CENSUS *OF* **AGRICULTURE**

St. Clair County – Missouri

**Farms with Black or African American
Operators Compared with All Farms**



Data are not available at this geographic level for farms with Black or African American operators.



United States Department of Agriculture
National Agricultural Statistics Service

www.agcensus.usda.gov

2007 CENSUS *OF* **AGRICULTURE**

St. Clair County – Missouri

**Farms with Native Hawaiian or Other
Pacific Islander Operators Compared
with All Farms**



Data are not available at this geographic level for farms with Native Hawaiian or Other Pacific Islander operators.



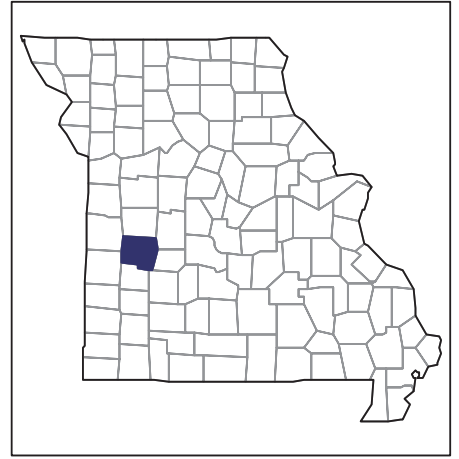
United States Department of Agriculture
National Agricultural Statistics Service

www.agcensus.usda.gov

2007 CENSUS *OF* AGRICULTURE

St. Clair County – Missouri

**Farms with White Operators
Compared with All Farms**



Data are not available at this geographic level for farms with White operators.



United States Department of Agriculture
National Agricultural Statistics Service

www.agcensus.usda.gov

