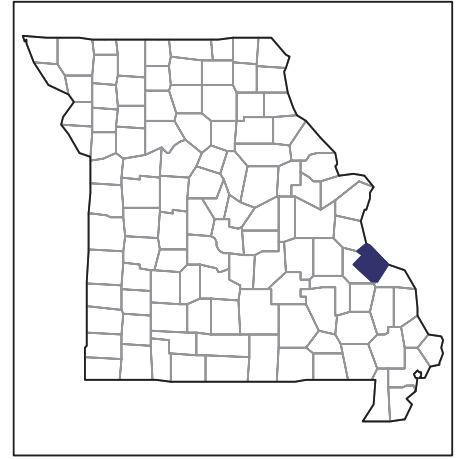


2007 CENSUS OF AGRICULTURE



Ste. Genevieve County – Missouri

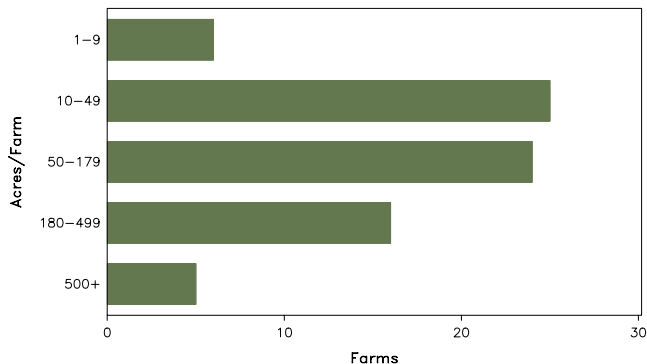
Farms with Women Principal Operators Compared with All Farms

	Women Principal Operators	All Farms
Number of Farms	76	717
Land in Farms	13,813 acres	188,794 acres
Average Size of Farm	182 acres	263 acres
Market Value of Products Sold	\$830,000	\$25,693,000
Crop Sales	\$389,000	\$12,265,000
Livestock Sales	\$441,000	\$13,429,000
Average Per Farm	\$10,918	\$35,834
Government Payments	\$128,000	\$1,029,000
Average Per Farm Receiving Payments	\$4,272	\$3,136

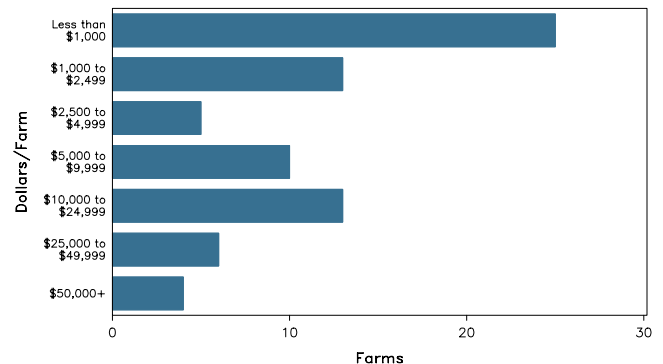
See footnotes on reverse page.

Farms with Women Principal Operators

Farms by Size



Farms by Economic Size



2007 CENSUS OF AGRICULTURE

Ste. Genevieve County – Missouri Farms with Women Principal Operators

Selected Highlights

Item	Farms	Quantity
MARKET VALUE OF AGRICULTURAL PRODUCTS SOLD (\$1,000)		
Total value of agricultural products sold	76	830
Value of crops including nursery and greenhouse	17	389
Value of livestock, poultry, and their products	34	441
VALUE OF SALES BY COMMODITY GROUP (\$1,000)		
Grains, oilseeds, dry beans, and dry peas	5	(D)
Tobacco	-	-
Cotton and cottonseed	-	-
Vegetables, melons, potatoes and sweet potatoes	-	-
Fruits, tree nuts, and berries	-	-
Nursery, greenhouse, floriculture, and sod	-	-
Cut Christmas trees and short rotation woody crops	-	-
Other crops and hay	13	(D)
Poultry and eggs	8	20
Cattle and calves	24	(D)
Milk and other dairy products from cows	-	-
Hogs and pigs	1	(D)
Sheep, goats, and their products	5	(D)
Horses, ponies, mules, burros, and donkeys	4	(D)
Aquaculture	-	-
Other animals and other animal products	2	(D)
TOP CROP ITEMS (acres)		
Forage - land used for all hay and haylage, grass silage, and greenchop	37	1,833
Corn for grain	5	597
Soybeans for beans	5	231
Wheat for grain, all	1	(D)
TOP LIVESTOCK INVENTORY ITEMS (number)		
Cattle and calves	27	1,480
Layers	12	560
Horses and ponies	32	169
Hogs and pigs	1	(D)
Quail	2	(D)

Operator Characteristics

Item	Quantity
Primary occupation:	
Farming	18
Other	58
Days worked off farm:	
None	29
Any	47
Years on present farm:	
2 years or less	3
3 to 4 years	7
5 to 9 years	13
10 years or more	53
Age group:	
Under 45 years	13
45 to 64 years	33
65 years and over	30
Average age of principal operator (years)	59.9

Economic Characteristics

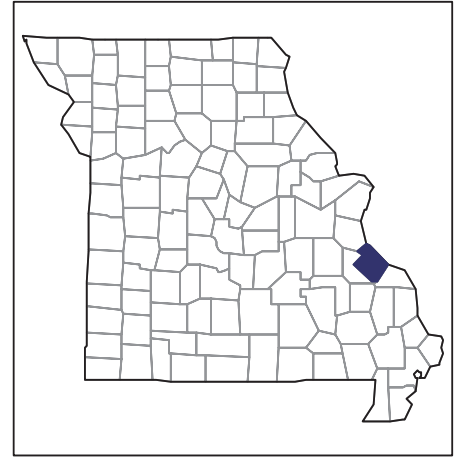
Item	Quantity
Farms by value of sales:	
Less than \$1,000	37
\$1,000 to \$2,499	9
\$2,500 to \$4,999	2
\$5,000 to \$9,999	9
\$10,000 to \$49,999	15
\$50,000 to \$99,999	3
\$100,000 to \$249,999	1
\$250,000 to \$499,999	-
\$500,000 or more	-
Total farm production expenses (\$1,000)	798
Average per farm (\$)	10,501
Net cash farm income of operation (\$1,000)	209
Average per farm (\$)	2,748
Value of agricultural products sold directly to individuals for human consumption (\$1,000)	23
Total organic product sales (\$1,000)	-
Total income from farm-related sources, gross before taxes and expenses (\$1,000)	49

See "Census of Agriculture, Volume 1, Geographic Area Series" for complete footnotes, explanations, definitions, and methodology.
(D) Cannot be disclosed. (Z) Less than half of the unit shown.

2007 CENSUS OF AGRICULTURE

Ste. Genevieve County – Missouri

Farms with Spanish, Hispanic, or Latino Operators Compared with All Farms



Data are not available at this geographic level for farms with Spanish, Hispanic, or Latino operators.



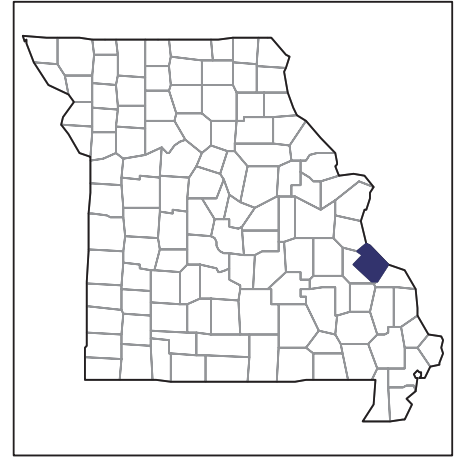
United States Department of Agriculture
National Agricultural Statistics Service

www.agcensus.usda.gov

2007 CENSUS *OF* AGRICULTURE

Ste. Genevieve County – Missouri

Farms with American Indian or Alaska Native Operators Compared with All Farms



Data are not available at this geographic level for farms with American Indian or Alaska Native operators.



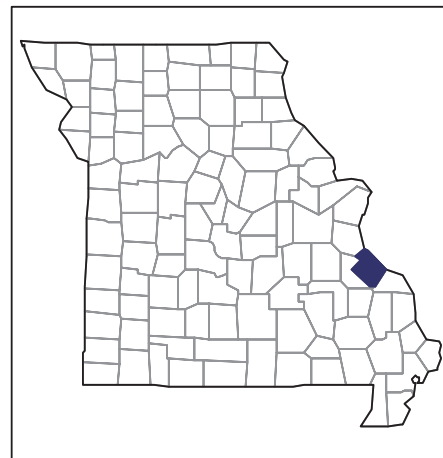
United States Department of Agriculture
National Agricultural Statistics Service

www.agcensus.usda.gov

2007 CENSUS OF AGRICULTURE

Ste. Genevieve County – Missouri

**Farms with Asian Operators
Compared with All Farms**



Data are not available at this geographic level for farms with Asian operators.



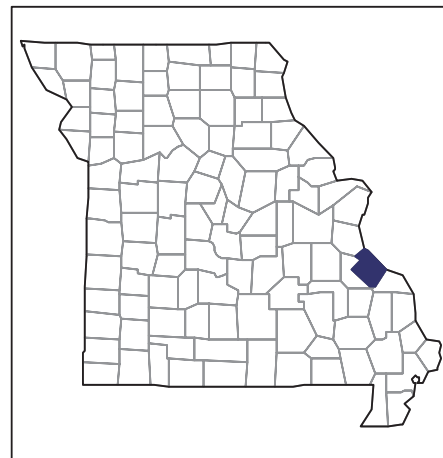
United States Department of Agriculture
National Agricultural Statistics Service

www.agcensus.usda.gov

2007 CENSUS *OF* AGRICULTURE

Ste. Genevieve County – Missouri

**Farms with Black or African American
Operators Compared with All Farms**



Data are not available at this geographic level for farms with Black or African American operators.



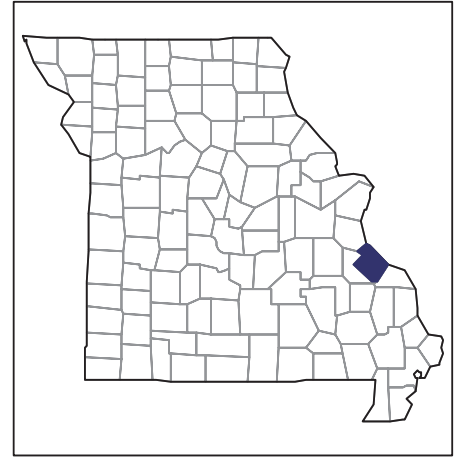
United States Department of Agriculture
National Agricultural Statistics Service

www.agcensus.usda.gov

2007 CENSUS OF AGRICULTURE

Ste. Genevieve County – Missouri

Farms with Native Hawaiian or Other Pacific Islander Operators Compared with All Farms



Data are not available at this geographic level for farms with Native Hawaiian or Other Pacific Islander operators.



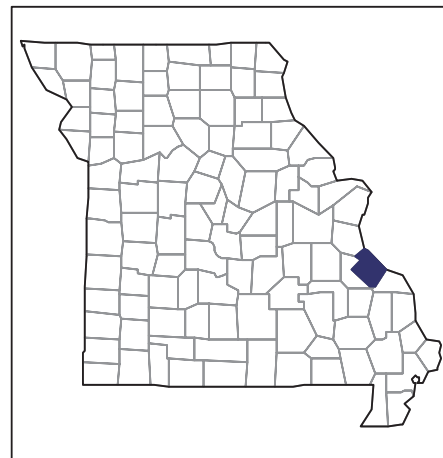
United States Department of Agriculture
National Agricultural Statistics Service

www.agcensus.usda.gov

2007 CENSUS OF AGRICULTURE

Ste. Genevieve County – Missouri

**Farms with White Operators
Compared with All Farms**



Data are not available at this geographic level for farms with White operators.



United States Department of Agriculture
National Agricultural Statistics Service

www.agcensus.usda.gov

