

2007 CENSUS OF AGRICULTURE



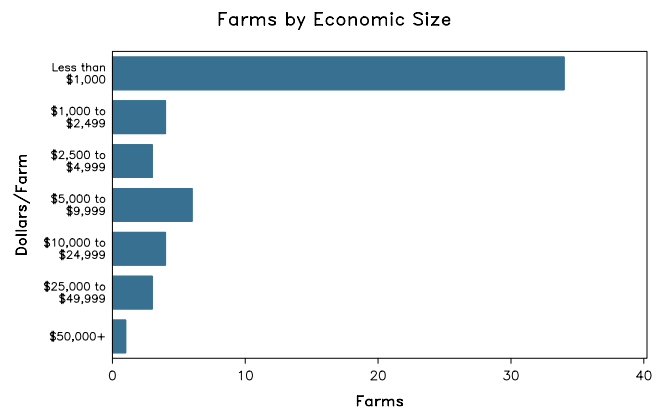
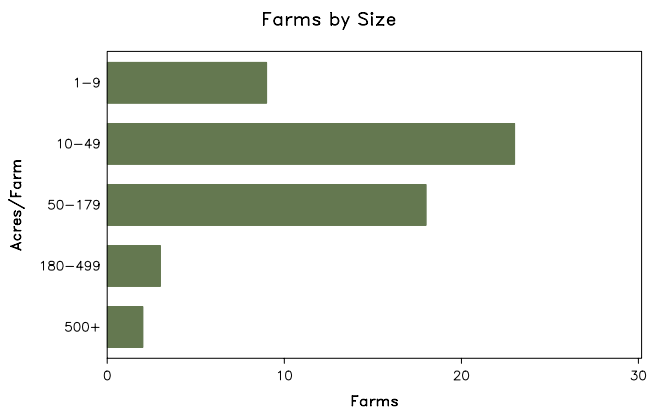
St. Louis County – Missouri

Farms with Women Principal Operators Compared with All Farms

	Women Principal Operators	All Farms
Number of Farms	55	276
Land in Farms	4,797 acres	32,292 acres
Average Size of Farm	87 acres	117 acres
Market Value of Products Sold	\$391,000	\$23,792,000
Crop Sales	\$335,000	\$23,414,000
Livestock Sales	\$56,000	\$378,000
Average Per Farm	\$7,101	\$86,203
Government Payments	(D)	\$130,000
Average Per Farm Receiving Payments	(D)	\$2,209

See footnotes on reverse page.

Farms with Women Principal Operators



2007 CENSUS OF AGRICULTURE

St. Louis County – Missouri Farms with Women Principal Operators

Selected Highlights

Item	Farms	Quantity
MARKET VALUE OF AGRICULTURAL PRODUCTS SOLD (\$1,000)		
Total value of agricultural products sold	55	391
Value of crops including nursery and greenhouse	14	335
Value of livestock, poultry, and their products	12	56
VALUE OF SALES BY COMMODITY GROUP (\$1,000)		
Grains, oilseeds, dry beans, and dry peas	5	(D)
Tobacco	-	-
Cotton and cottonseed	-	-
Vegetables, melons, potatoes and sweet potatoes	3	62
Fruits, tree nuts, and berries	-	-
Nursery, greenhouse, floriculture, and sod	3	57
Cut Christmas trees and short rotation woody crops	-	-
Other crops and hay	5	(D)
Poultry and eggs	3	1
Cattle and calves	6	(D)
Milk and other dairy products from cows	-	-
Hogs and pigs	-	-
Sheep, goats, and their products	-	-
Horses, ponies, mules, burros, and donkeys	2	(D)
Aquaculture	-	-
Other animals and other animal products	2	(D)
TOP CROP ITEMS (acres)		
Forage - land used for all hay and haylage, grass silage, and greenchop	10	300
Corn for grain	2	(D)
Soybeans for beans	4	175
Wheat for grain, all	1	(D)
Vegetables harvested for sale	3	12
TOP LIVESTOCK INVENTORY ITEMS (number)		
Cattle and calves	11	498
Horses and ponies	23	321
Layers	3	65
Alpacas	2	(D)
Llamas	4	24

Operator Characteristics

Item	Quantity
Primary occupation:	
Farming	18
Other	37
Days worked off farm:	
None	17
Any	38
Years on present farm:	
2 years or less	10
3 to 4 years	5
5 to 9 years	12
10 years or more	28
Age group:	
Under 45 years	5
45 to 64 years	38
65 years and over	12
Average age of principal operator (years)	57.2

Economic Characteristics

Item	Quantity
Farms by value of sales:	
Less than \$1,000	35
\$1,000 to \$2,499	3
\$2,500 to \$4,999	3
\$5,000 to \$9,999	6
\$10,000 to \$49,999	7
\$50,000 to \$99,999	-
\$100,000 to \$249,999	1
\$250,000 to \$499,999	-
\$500,000 or more	-
Total farm production expenses (\$1,000)	1,485
Average per farm (\$)	27,001
Net cash farm income of operation (\$1,000)	-1,012
Average per farm (\$)	-18,392
Value of agricultural products sold directly to individuals for human consumption (\$1,000)	11
Total organic product sales (\$1,000)	-
Total income from farm-related sources, gross before taxes and expenses (\$1,000)	80

See "Census of Agriculture, Volume 1, Geographic Area Series" for complete footnotes, explanations, definitions, and methodology.
(D) Cannot be disclosed. (Z) Less than half of the unit shown.

2007 CENSUS OF AGRICULTURE

St. Louis County – Missouri

Farms with Spanish, Hispanic, or Latino Operators Compared with All Farms



Data are not available at this geographic level for farms with Spanish, Hispanic, or Latino operators.



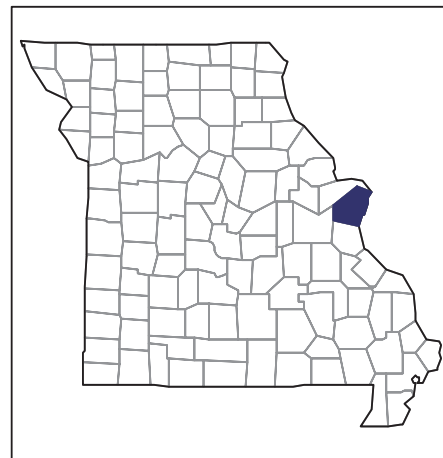
United States Department of Agriculture
National Agricultural Statistics Service

www.agcensus.usda.gov

2007 CENSUS OF AGRICULTURE

St. Louis County – Missouri

Farms with American Indian or Alaska Native Operators Compared with All Farms



Data are not available at this geographic level for farms with American Indian or Alaska Native operators.



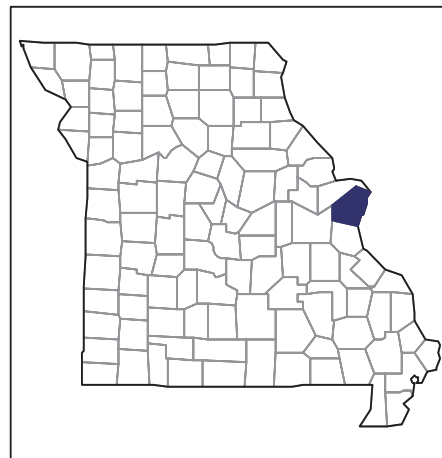
United States Department of Agriculture
National Agricultural Statistics Service

www.agcensus.usda.gov

2007 CENSUS OF AGRICULTURE

St. Louis County – Missouri

**Farms with Asian Operators
Compared with All Farms**



Data are not available at this geographic level for farms with Asian operators.



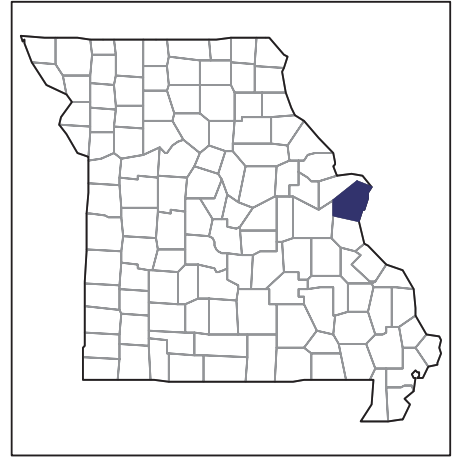
United States Department of Agriculture
National Agricultural Statistics Service

www.agcensus.usda.gov

2007 CENSUS *OF* AGRICULTURE

St. Louis County – Missouri

**Farms with Black or African American
Operators Compared with All Farms**



Data are not available at this geographic level for farms with Black or African American operators.



United States Department of Agriculture
National Agricultural Statistics Service

www.agcensus.usda.gov

2007 CENSUS OF AGRICULTURE

St. Louis County – Missouri

Farms with Native Hawaiian or Other Pacific Islander Operators Compared with All Farms



Data are not available at this geographic level for farms with Native Hawaiian or Other Pacific Islander operators.



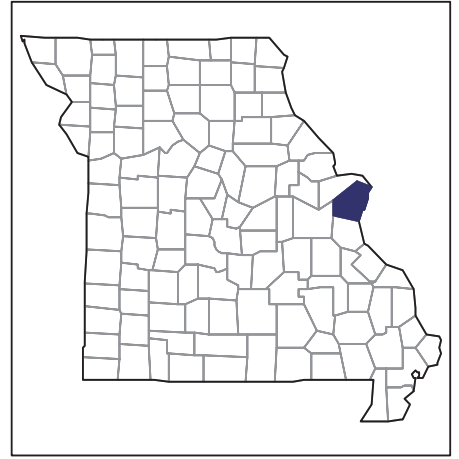
United States Department of Agriculture
National Agricultural Statistics Service

www.agcensus.usda.gov

2007 CENSUS OF AGRICULTURE

St. Louis County – Missouri

**Farms with White Operators
Compared with All Farms**



Data are not available at this geographic level for farms with White operators.



United States Department of Agriculture
National Agricultural Statistics Service

www.agcensus.usda.gov

