

2007 CENSUS OF AGRICULTURE



Saline County – Missouri

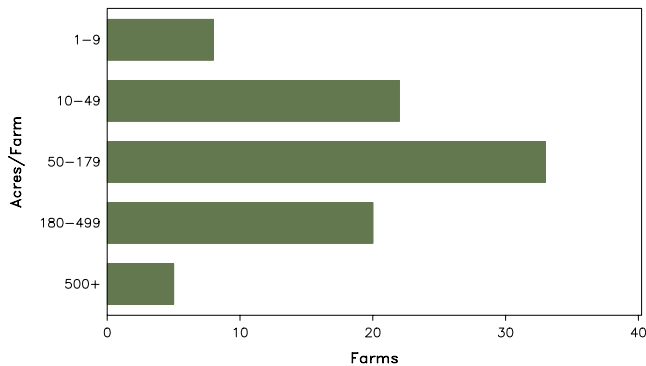
Farms with Women Principal Operators Compared with All Farms

	Women Principal Operators	All Farms
Number of Farms	88	995
Land in Farms	19,056 acres	449,410 acres
Average Size of Farm	217 acres	452 acres
Market Value of Products Sold	\$3,792,000	\$178,424,000
Crop Sales	\$3,310,000	\$116,807,000
Livestock Sales	\$483,000	\$61,617,000
Average Per Farm	\$43,094	\$179,320
Government Payments	\$334,000	\$6,365,000
Average Per Farm Receiving Payments	\$5,479	\$8,129

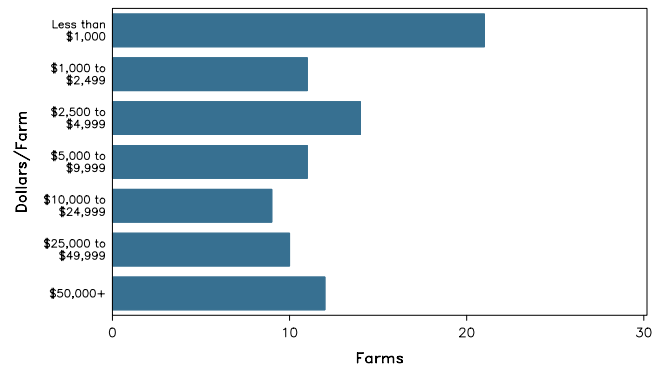
See footnotes on reverse page.

Farms with Women Principal Operators

Farms by Size



Farms by Economic Size



2007 CENSUS OF AGRICULTURE

Saline County – Missouri Farms with Women Principal Operators

Selected Highlights

Item	Farms	Quantity
MARKET VALUE OF AGRICULTURAL PRODUCTS SOLD (\$1,000)		
Total value of agricultural products sold	88	3,792
Value of crops including nursery and greenhouse	32	3,310
Value of livestock, poultry, and their products	22	483
VALUE OF SALES BY COMMODITY GROUP (\$1,000)		
Grains, oilseeds, dry beans, and dry peas	28	(D)
Tobacco	-	-
Cotton and cottonseed	-	-
Vegetables, melons, potatoes and sweet potatoes	2	(D)
Fruits, tree nuts, and berries	-	-
Nursery, greenhouse, floriculture, and sod	1	(D)
Cut Christmas trees and short rotation woody crops	-	-
Other crops and hay	10	(D)
Poultry and eggs	3	1
Cattle and calves	17	475
Milk and other dairy products from cows	1	(D)
Hogs and pigs	1	(D)
Sheep, goats, and their products	4	(D)
Horses, ponies, mules, burros, and donkeys	3	2
Aquaculture	-	-
Other animals and other animal products	-	-
TOP CROP ITEMS (acres)		
Soybeans for beans	26	5,335
Corn for grain	18	4,509
Forage - land used for all hay and haylage, grass silage, and greenchop	19	572
Wheat for grain, all	3	(D)
Vegetables harvested for sale	2	(D)
TOP LIVESTOCK INVENTORY ITEMS (number)		
Cattle and calves	21	968
Horses and ponies	17	91
Layers	3	56
Goats, all	7	44
Broilers and other meat-type chickens	1	(D)

Operator Characteristics

Item	Quantity
Primary occupation:	
Farming	27
Other	61
Days worked off farm:	
None	34
Any	54
Years on present farm:	
2 years or less	3
3 to 4 years	9
5 to 9 years	15
10 years or more	61
Age group:	
Under 45 years	10
45 to 64 years	31
65 years and over	47
Average age of principal operator (years)	66.7

Economic Characteristics

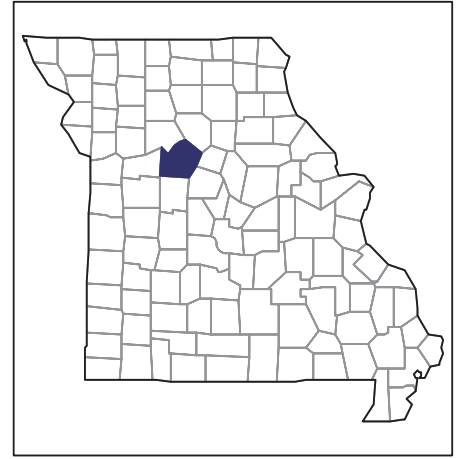
Item	Quantity
Farms by value of sales:	
Less than \$1,000	42
\$1,000 to \$2,499	2
\$2,500 to \$4,999	6
\$5,000 to \$9,999	7
\$10,000 to \$49,999	21
\$50,000 to \$99,999	2
\$100,000 to \$249,999	4
\$250,000 to \$499,999	1
\$500,000 or more	3
Total farm production expenses (\$1,000)	3,163
Average per farm (\$)	35,939
Net cash farm income of operation (\$1,000)	1,610
Average per farm (\$)	18,298
Value of agricultural products sold directly to individuals for human consumption (\$1,000)	(D)
Total organic product sales (\$1,000)	-
Total income from farm-related sources, gross before taxes and expenses (\$1,000)	646

See "Census of Agriculture, Volume 1, Geographic Area Series" for complete footnotes, explanations, definitions, and methodology.
(D) Cannot be disclosed. (Z) Less than half of the unit shown.

2007 CENSUS *OF* AGRICULTURE

Saline County – Missouri

Farms with Spanish, Hispanic, or Latino Operators Compared with All Farms



Data are not available at this geographic level for farms with Spanish, Hispanic, or Latino operators.



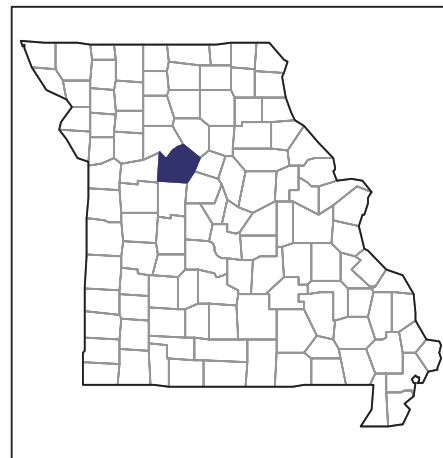
United States Department of Agriculture
National Agricultural Statistics Service

www.agcensus.usda.gov

2007 CENSUS OF AGRICULTURE

Saline County – Missouri

Farms with American Indian or Alaska Native Operators Compared with All Farms



Data are not available at this geographic level for farms with American Indian or Alaska Native operators.



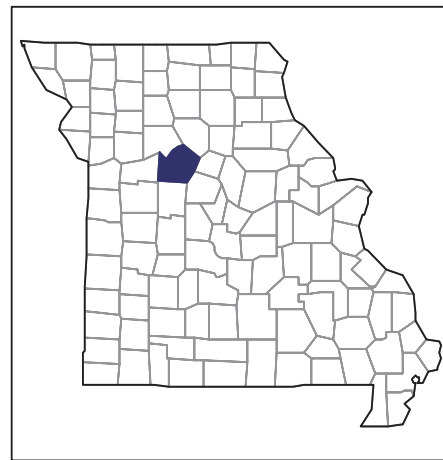
United States Department of Agriculture
National Agricultural Statistics Service

www.agcensus.usda.gov

2007 CENSUS OF AGRICULTURE

Saline County – Missouri

**Farms with Asian Operators
Compared with All Farms**



Data are not available at this geographic level for farms with Asian operators.



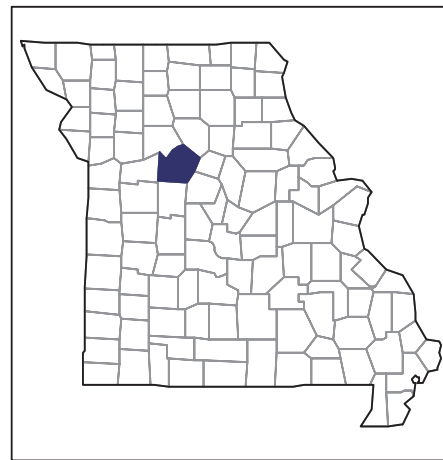
United States Department of Agriculture
National Agricultural Statistics Service

www.agcensus.usda.gov

2007 CENSUS OF AGRICULTURE

Saline County – Missouri

Farms with Black or African American Operators Compared with All Farms



Data are not available at this geographic level for farms with Black or African American operators.



United States Department of Agriculture
National Agricultural Statistics Service

www.agcensus.usda.gov

2007 CENSUS *OF* AGRICULTURE

Saline County – Missouri

Farms with Native Hawaiian or Other Pacific Islander Operators Compared with All Farms



Data are not available at this geographic level for farms with Native Hawaiian or Other Pacific Islander operators.



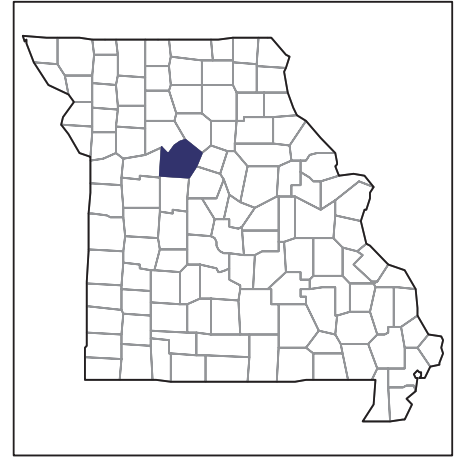
United States Department of Agriculture
National Agricultural Statistics Service

www.agcensus.usda.gov

2007 CENSUS OF AGRICULTURE

Saline County – Missouri

**Farms with White Operators
Compared with All Farms**



Data are not available at this geographic level for farms with White operators.



United States Department of Agriculture
National Agricultural Statistics Service

www.agcensus.usda.gov

