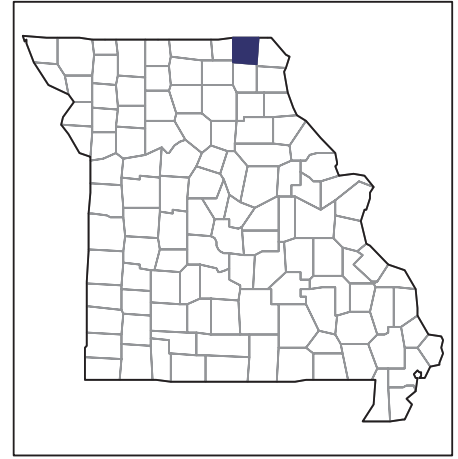


2007 CENSUS OF AGRICULTURE



Scotland County – Missouri

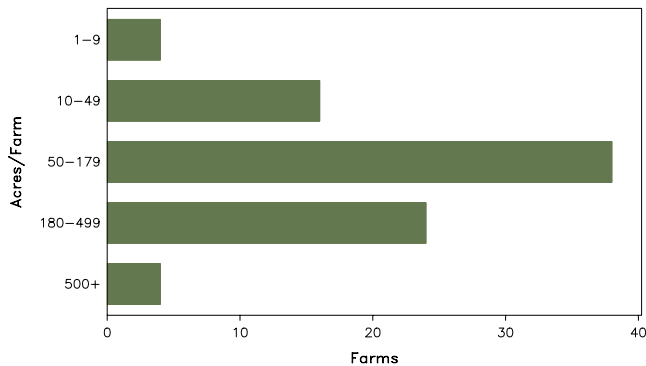
Farms with Women Principal Operators Compared with All Farms

	Women Principal Operators	All Farms
Number of Farms	86	716
Land in Farms	14,377 acres	231,697 acres
Average Size of Farm	167 acres	324 acres
Market Value of Products Sold	\$910,000	\$53,203,000
Crop Sales	\$625,000	\$31,106,000
Livestock Sales	\$285,000	\$22,097,000
Average Per Farm	\$10,577	\$74,306
Government Payments	\$445,000	\$4,444,000
Average Per Farm Receiving Payments	\$6,844	\$8,154

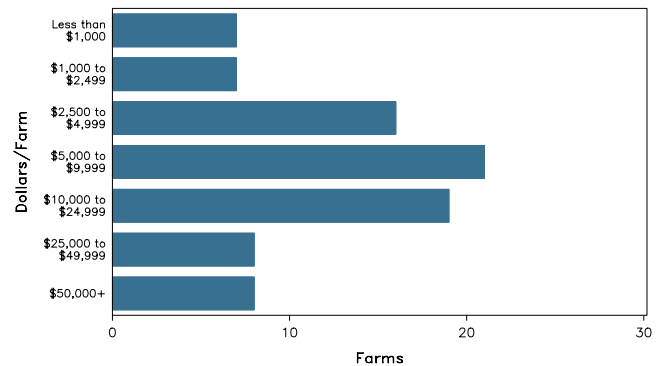
See footnotes on reverse page.

Farms with Women Principal Operators

Farms by Size



Farms by Economic Size



2007 CENSUS OF AGRICULTURE

Scotland County – Missouri Farms with Women Principal Operators

Selected Highlights

Item	Farms	Quantity
MARKET VALUE OF AGRICULTURAL PRODUCTS SOLD (\$1,000)		
Total value of agricultural products sold	86	910
Value of crops including nursery and greenhouse	33	625
Value of livestock, poultry, and their products	28	285
VALUE OF SALES BY COMMODITY GROUP (\$1,000)		
Grains, oilseeds, dry beans, and dry peas	21	(D)
Tobacco	-	-
Cotton and cottonseed	-	-
Vegetables, melons, potatoes and sweet potatoes	1	(D)
Fruits, tree nuts, and berries	-	-
Nursery, greenhouse, floriculture, and sod	1	(D)
Cut Christmas trees and short rotation woody crops	-	-
Other crops and hay	19	(D)
Poultry and eggs	3	(D)
Cattle and calves	21	252
Milk and other dairy products from cows	-	-
Hogs and pigs	3	8
Sheep, goats, and their products	4	3
Horses, ponies, mules, burros, and donkeys	6	20
Aquaculture	-	-
Other animals and other animal products	1	(D)
TOP CROP ITEMS (acres)		
Forage - land used for all hay and haylage, grass silage, and greenchop	27	1,074
Soybeans for beans	18	742
Corn for grain	13	600
Wheat for grain, all	6	430
Field and grass seed crops, all	4	(D)
TOP LIVESTOCK INVENTORY ITEMS (number)		
Cattle and calves	23	910
Horses and ponies	15	76
Hogs and pigs	4	67
Goats, all	5	53
Layers	3	49

Operator Characteristics

Item	Quantity
Primary occupation:	
Farming	14
Other	72
Days worked off farm:	
None	37
Any	49
Years on present farm:	
2 years or less	15
3 to 4 years	2
5 to 9 years	12
10 years or more	57
Age group:	
Under 45 years	20
45 to 64 years	26
65 years and over	40
Average age of principal operator (years)	61.1

Economic Characteristics

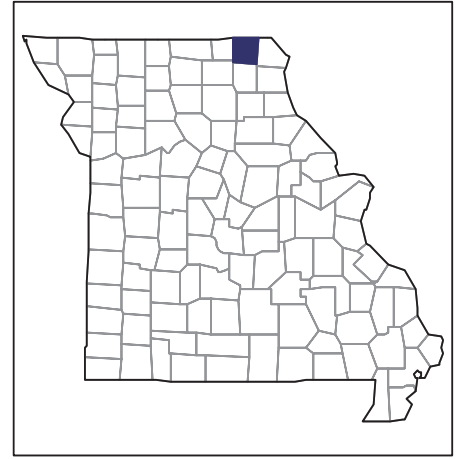
Item	Quantity
Farms by value of sales:	
Less than \$1,000	40
\$1,000 to \$2,499	5
\$2,500 to \$4,999	6
\$5,000 to \$9,999	14
\$10,000 to \$49,999	18
\$50,000 to \$99,999	2
\$100,000 to \$249,999	1
\$250,000 to \$499,999	-
\$500,000 or more	-
Total farm production expenses (\$1,000)	912
Average per farm (\$)	10,610
Net cash farm income of operation (\$1,000)	715
Average per farm (\$)	8,311
Value of agricultural products sold directly to individuals for human consumption (\$1,000)	(D)
Total organic product sales (\$1,000)	(D)
Total income from farm-related sources, gross before taxes and expenses (\$1,000)	273

See "Census of Agriculture, Volume 1, Geographic Area Series" for complete footnotes, explanations, definitions, and methodology.
(D) Cannot be disclosed. (Z) Less than half of the unit shown.

2007 CENSUS OF AGRICULTURE

Scotland County – Missouri

Farms with Spanish, Hispanic, or Latino Operators Compared with All Farms



Data are not available at this geographic level for farms with Spanish, Hispanic, or Latino operators.



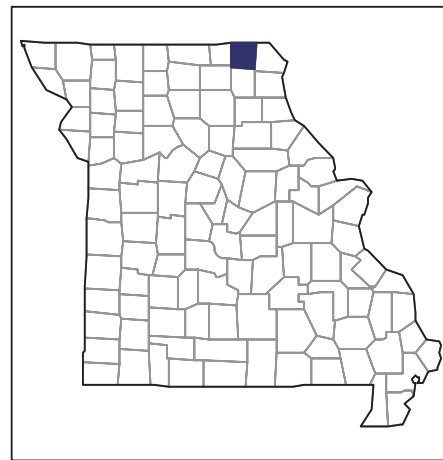
United States Department of Agriculture
National Agricultural Statistics Service

www.agcensus.usda.gov

2007 CENSUS *OF* AGRICULTURE

Scotland County – Missouri

Farms with American Indian or Alaska Native Operators Compared with All Farms



Data are not available at this geographic level for farms with American Indian or Alaska Native operators.



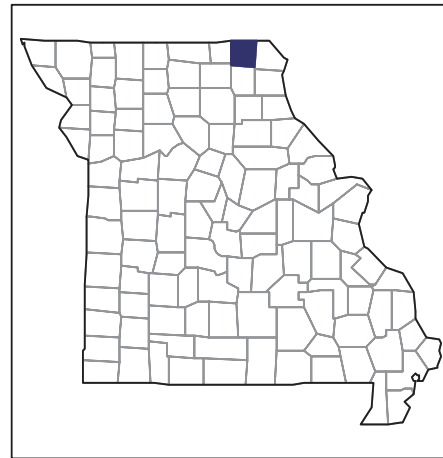
United States Department of Agriculture
National Agricultural Statistics Service

www.agcensus.usda.gov

2007 CENSUS OF AGRICULTURE

Scotland County – Missouri

Farms with Asian Operators Compared with All Farms



Data are not available at this geographic level for farms with Asian operators.



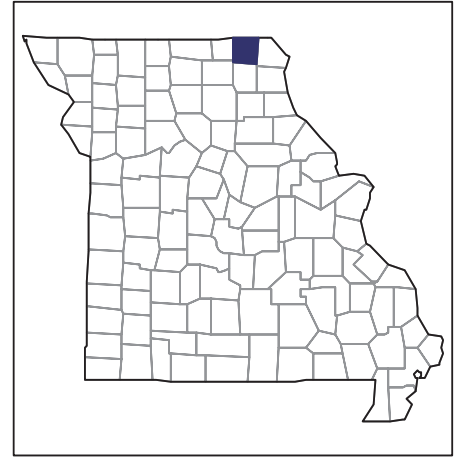
United States Department of Agriculture
National Agricultural Statistics Service

www.agcensus.usda.gov

2007 CENSUS OF AGRICULTURE

Scotland County – Missouri

Farms with Black or African American Operators Compared with All Farms



Data are not available at this geographic level for farms with Black or African American operators.



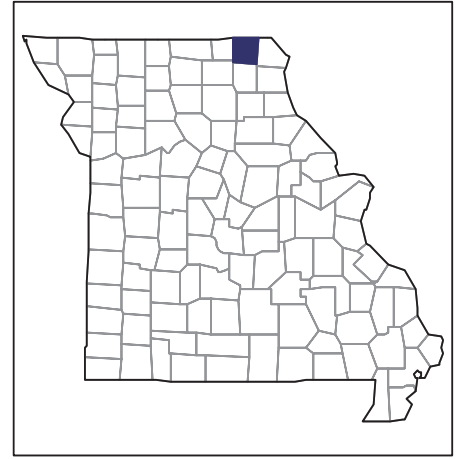
United States Department of Agriculture
National Agricultural Statistics Service

www.agcensus.usda.gov

2007 CENSUS OF AGRICULTURE

Scotland County – Missouri

Farms with Native Hawaiian or Other Pacific Islander Operators Compared with All Farms



Data are not available at this geographic level for farms with Native Hawaiian or Other Pacific Islander operators.



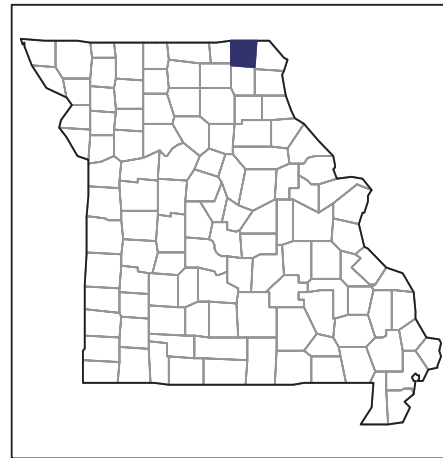
United States Department of Agriculture
National Agricultural Statistics Service

www.agcensus.usda.gov

2007 CENSUS OF AGRICULTURE

Scotland County – Missouri

Farms with White Operators Compared with All Farms



Data are not available at this geographic level for farms with White operators.



United States Department of Agriculture
National Agricultural Statistics Service

www.agcensus.usda.gov

