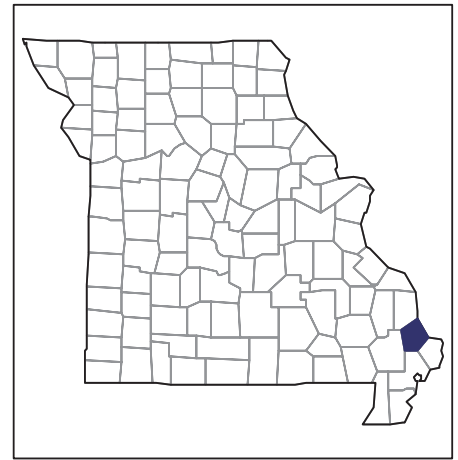


2007 CENSUS OF AGRICULTURE



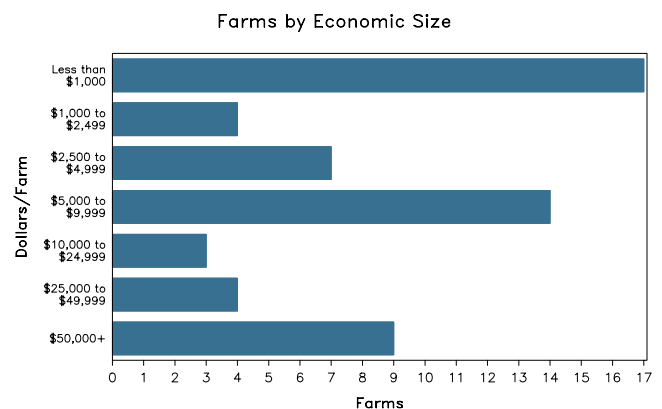
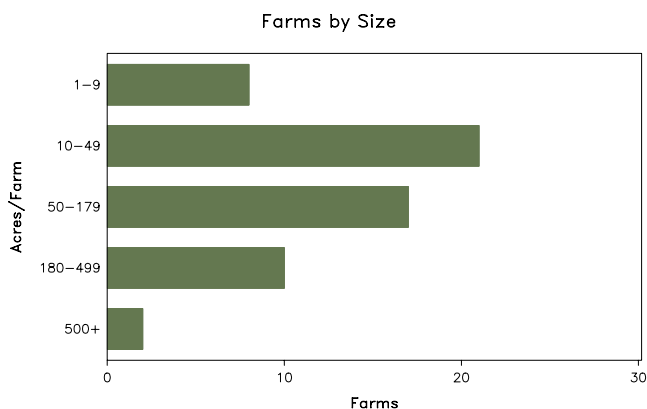
Scott County – Missouri

Farms with Women Principal Operators Compared with All Farms

	Women Principal Operators	All Farms
Number of Farms	58	538
Land in Farms	6,400 acres	228,379 acres
Average Size of Farm	110 acres	424 acres
Market Value of Products Sold	\$3,274,000	\$108,709,000
Crop Sales	\$2,973,000	\$83,342,000
Livestock Sales	\$302,000	\$25,367,000
Average Per Farm	\$56,455	\$202,062
Government Payments	\$162,000	\$4,998,000
Average Per Farm Receiving Payments	\$4,511	\$13,017

See footnotes on reverse page.

Farms with Women Principal Operators



2007 CENSUS OF AGRICULTURE

Scott County – Missouri Farms with Women Principal Operators

Selected Highlights

Item	Farms	Quantity
MARKET VALUE OF AGRICULTURAL PRODUCTS SOLD (\$1,000)		
Total value of agricultural products sold	58	3,274
Value of crops including nursery and greenhouse	24	2,973
Value of livestock, poultry, and their products	23	302
VALUE OF SALES BY COMMODITY GROUP (\$1,000)		
Grains, oilseeds, dry beans, and dry peas	19	(D)
Tobacco	-	-
Cotton and cottonseed	-	-
Vegetables, melons, potatoes and sweet potatoes	-	-
Fruits, tree nuts, and berries	-	-
Nursery, greenhouse, floriculture, and sod	3	(D)
Cut Christmas trees and short rotation woody crops	-	-
Other crops and hay	4	6
Poultry and eggs	-	-
Cattle and calves	16	229
Milk and other dairy products from cows	-	-
Hogs and pigs	-	-
Sheep, goats, and their products	3	2
Horses, ponies, mules, burros, and donkeys	4	71
Aquaculture	-	-
Other animals and other animal products	-	-
TOP CROP ITEMS (acres)		
Soybeans for beans	17	1,947
Wheat for grain, all	9	1,165
Corn for grain	9	973
Forage - land used for all hay and haylage, grass silage, and greenchop	12	388
Short-rotation woody crops	1	(D)
TOP LIVESTOCK INVENTORY ITEMS (number)		
Cattle and calves	13	510
Horses and ponies	16	163
Deer	1	(D)
Goats, all	1	(D)
Sheep and lambs	2	(D)

Operator Characteristics

Item	Quantity
Primary occupation:	
Farming	19
Other	39
Days worked off farm:	
None	21
Any	37
Years on present farm:	
2 years or less	5
3 to 4 years	2
5 to 9 years	7
10 years or more	44
Age group:	
Under 45 years	5
45 to 64 years	31
65 years and over	22
Average age of principal operator (years)	60.5

Economic Characteristics

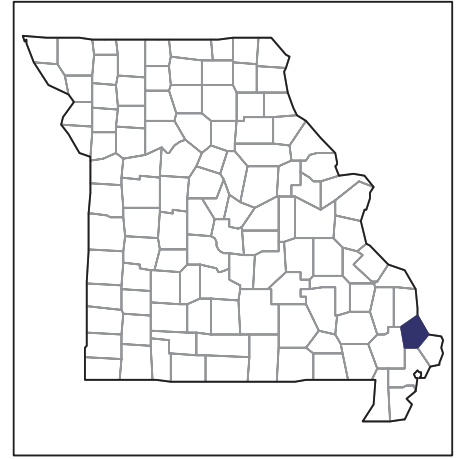
Item	Quantity
Farms by value of sales:	
Less than \$1,000	21
\$1,000 to \$2,499	4
\$2,500 to \$4,999	6
\$5,000 to \$9,999	12
\$10,000 to \$49,999	6
\$50,000 to \$99,999	4
\$100,000 to \$249,999	3
\$250,000 to \$499,999	1
\$500,000 or more	1
Total farm production expenses (\$1,000)	1,445
Average per farm (\$)	24,912
Net cash farm income of operation (\$1,000)	2,081
Average per farm (\$)	35,874
Value of agricultural products sold directly to individuals for human consumption (\$1,000)	-
Total organic product sales (\$1,000)	-
Total income from farm-related sources, gross before taxes and expenses (\$1,000)	89

See "Census of Agriculture, Volume 1, Geographic Area Series" for complete footnotes, explanations, definitions, and methodology.
(D) Cannot be disclosed. (Z) Less than half of the unit shown.

2007 CENSUS *OF* AGRICULTURE

Scott County – Missouri

Farms with Spanish, Hispanic, or Latino Operators Compared with All Farms



Data are not available at this geographic level for farms with Spanish, Hispanic, or Latino operators.



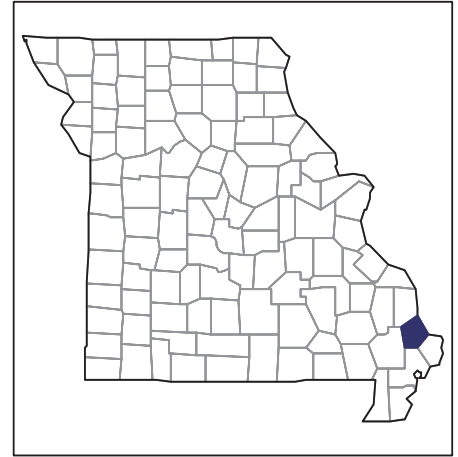
United States Department of Agriculture
National Agricultural Statistics Service

www.agcensus.usda.gov

2007 CENSUS OF AGRICULTURE

Scott County – Missouri

Farms with American Indian or Alaska Native Operators Compared with All Farms



Data are not available at this geographic level for farms with American Indian or Alaska Native operators.



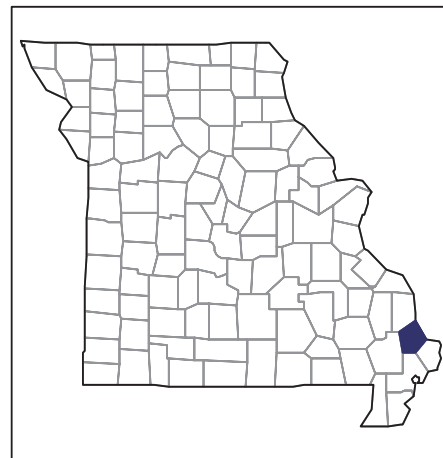
United States Department of Agriculture
National Agricultural Statistics Service

www.agcensus.usda.gov

2007 CENSUS OF AGRICULTURE

Scott County – Missouri

**Farms with Asian Operators
Compared with All Farms**



Data are not available at this geographic level for farms with Asian operators.



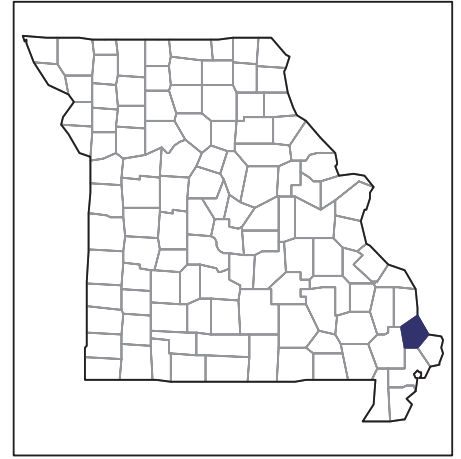
United States Department of Agriculture
National Agricultural Statistics Service

www.agcensus.usda.gov

2007 CENSUS *OF* **AGRICULTURE**

Scott County – Missouri

**Farms with Black or African American
Operators Compared with All Farms**



Data are not available at this geographic level for farms with Black or African American operators.



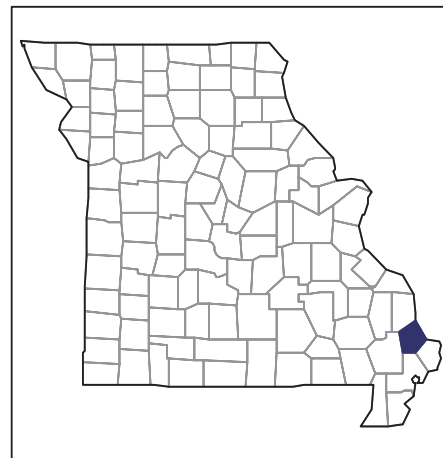
United States Department of Agriculture
National Agricultural Statistics Service

www.agcensus.usda.gov

2007 CENSUS *OF* AGRICULTURE

Scott County – Missouri

Farms with Native Hawaiian or Other Pacific Islander Operators Compared with All Farms



Data are not available at this geographic level for farms with Native Hawaiian or Other Pacific Islander operators.



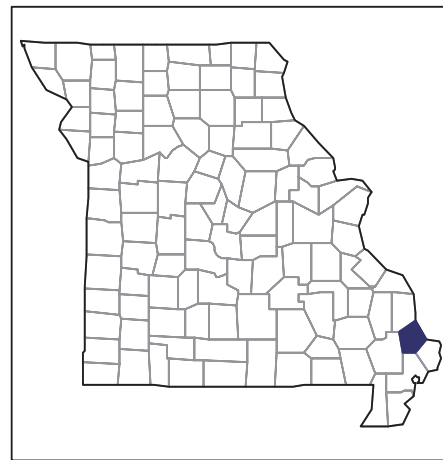
United States Department of Agriculture
National Agricultural Statistics Service

www.agcensus.usda.gov

2007 CENSUS *OF* **AGRICULTURE**

Scott County – Missouri

**Farms with White Operators
Compared with All Farms**



Data are not available at this geographic level for farms with White operators.



United States Department of Agriculture
National Agricultural Statistics Service

www.agcensus.usda.gov

