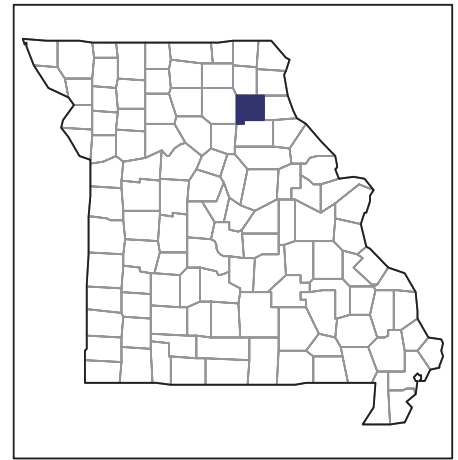


# 2007 CENSUS OF AGRICULTURE



## Shelby County – Missouri

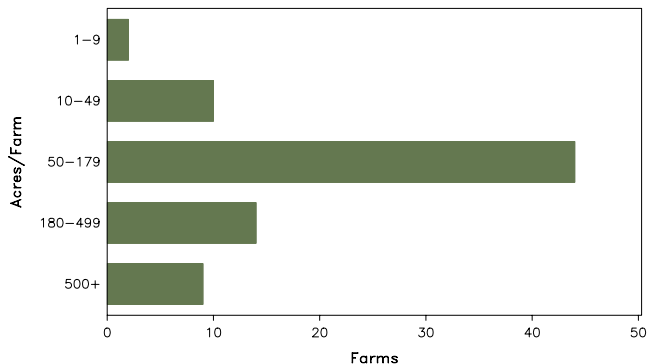
### Farms with Women Principal Operators Compared with All Farms

	Women Principal Operators	All Farms
<b>Number of Farms</b>	79	707
<b>Land in Farms</b>	19,623 acres	289,182 acres
<b>Average Size of Farm</b>	248 acres	409 acres
<b>Market Value of Products Sold</b>	\$3,745,000	\$87,226,000
Crop Sales	\$2,424,000	\$52,083,000
Livestock Sales	\$1,321,000	\$35,144,000
Average Per Farm	\$47,411	\$123,375
<b>Government Payments</b>	\$287,000	\$3,844,000
Average Per Farm Receiving Payments	\$4,551	\$7,294

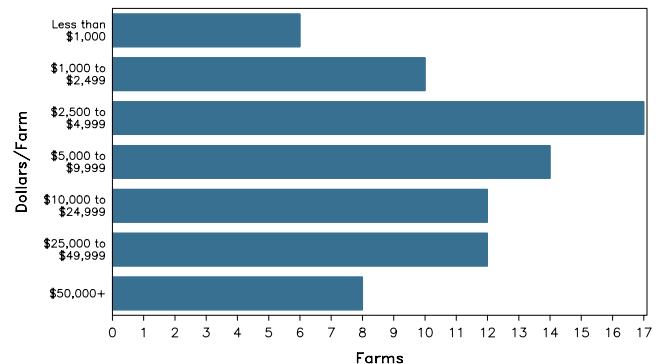
See footnotes on reverse page.

### Farms with Women Principal Operators

Farms by Size



Farms by Economic Size



# 2007 CENSUS OF AGRICULTURE

## Shelby County – Missouri Farms with Women Principal Operators

### Selected Highlights

Item	Farms	Quantity
<b>MARKET VALUE OF AGRICULTURAL PRODUCTS SOLD (\$1,000)</b>		
Total value of agricultural products sold	79	3,745
Value of crops including nursery and greenhouse	37	2,424
Value of livestock, poultry, and their products	28	1,321
<b>VALUE OF SALES BY COMMODITY GROUP (\$1,000)</b>		
Grains, oilseeds, dry beans, and dry peas	27	2,404
Tobacco	-	-
Cotton and cottonseed	-	-
Vegetables, melons, potatoes and sweet potatoes	-	-
Fruits, tree nuts, and berries	-	-
Nursery, greenhouse, floriculture, and sod	-	-
Cut Christmas trees and short rotation woody crops	-	-
Other crops and hay	10	21
Poultry and eggs	-	-
Cattle and calves	24	(D)
Milk and other dairy products from cows	-	-
Hogs and pigs	2	(D)
Sheep, goats, and their products	3	13
Horses, ponies, mules, burros, and donkeys	3	(D)
Aquaculture	-	-
Other animals and other animal products	-	-
<b>TOP CROP ITEMS (acres)</b>		
Soybeans for beans	25	4,867
Corn for grain	21	2,056
Forage - land used for all hay and haylage, grass silage, and greenchop	23	1,213
Wheat for grain, all	8	347
Corn for silage or greenchop	1	(D)
<b>TOP LIVESTOCK INVENTORY ITEMS (number)</b>		
Hogs and pigs	2	(D)
Cattle and calves	28	1,136
Sheep and lambs	3	201
Horses and ponies	5	28
Mules, burros, and donkeys	1	(D)

### Operator Characteristics

Item	Quantity
Primary occupation:	
Farming	28
Other	51
Days worked off farm:	
None	48
Any	31
Years on present farm:	
2 years or less	5
3 to 4 years	5
5 to 9 years	13
10 years or more	56
Age group:	
Under 45 years	7
45 to 64 years	28
65 years and over	44
Average age of principal operator (years)	66.2

### Economic Characteristics

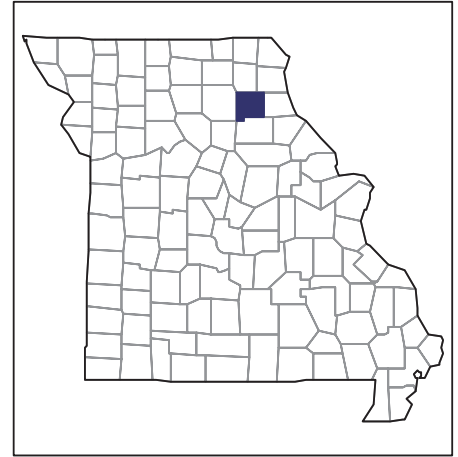
Item	Quantity
Farms by value of sales:	
Less than \$1,000	34
\$1,000 to \$2,499	2
\$2,500 to \$4,999	8
\$5,000 to \$9,999	5
\$10,000 to \$49,999	22
\$50,000 to \$99,999	2
\$100,000 to \$249,999	1
\$250,000 to \$499,999	3
\$500,000 or more	2
Total farm production expenses (\$1,000)	3,140
Average per farm (\$)	39,746
Net cash farm income of operation (\$1,000)	1,250
Average per farm (\$)	15,824
Value of agricultural products sold directly to individuals for human consumption (\$1,000)	(D)
Total organic product sales (\$1,000)	-
Total income from farm-related sources, gross before taxes and expenses (\$1,000)	358

See "Census of Agriculture, Volume 1, Geographic Area Series" for complete footnotes, explanations, definitions, and methodology.  
(D) Cannot be disclosed. (Z) Less than half of the unit shown.

# 2007 CENSUS *OF* AGRICULTURE

## Shelby County – Missouri

### Farms with Spanish, Hispanic, or Latino Operators Compared with All Farms



Data are not available at this geographic level for farms with Spanish, Hispanic, or Latino operators.



United States Department of Agriculture  
National Agricultural Statistics Service

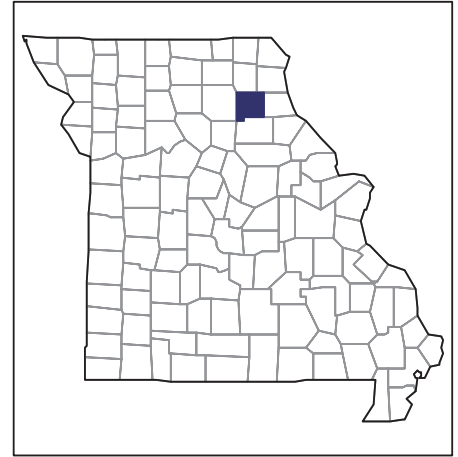
[www.agcensus.usda.gov](http://www.agcensus.usda.gov)



# 2007 CENSUS OF AGRICULTURE

## Shelby County – Missouri

### Farms with American Indian or Alaska Native Operators Compared with All Farms



Data are not available at this geographic level for farms with American Indian or Alaska Native operators.



United States Department of Agriculture  
National Agricultural Statistics Service

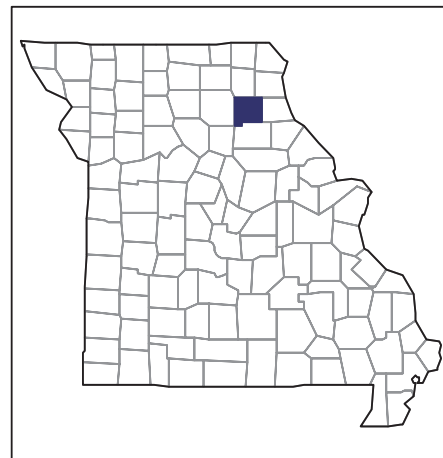
[www.agcensus.usda.gov](http://www.agcensus.usda.gov)



# 2007 CENSUS *OF* AGRICULTURE

**Shelby County – Missouri**

**Farms with Asian Operators  
Compared with All Farms**



**Data are not available at this geographic level for farms with Asian operators.**



United States Department of Agriculture  
National Agricultural Statistics Service

[www.agcensus.usda.gov](http://www.agcensus.usda.gov)

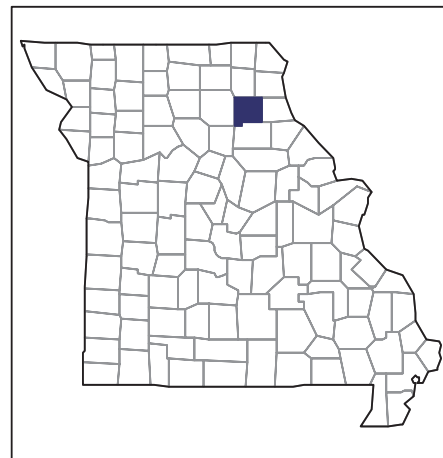




# 2007 CENSUS OF AGRICULTURE

## Shelby County – Missouri

### Farms with Black or African American Operators Compared with All Farms



Data are not available at this geographic level for farms with Black or African American operators.



United States Department of Agriculture  
National Agricultural Statistics Service

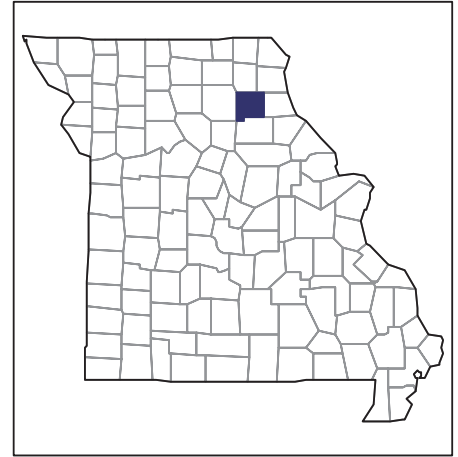
[www.agcensus.usda.gov](http://www.agcensus.usda.gov)



# 2007 CENSUS OF AGRICULTURE

## Shelby County – Missouri

### Farms with Native Hawaiian or Other Pacific Islander Operators Compared with All Farms



Data are not available at this geographic level for farms with Native Hawaiian or Other Pacific Islander operators.



United States Department of Agriculture  
National Agricultural Statistics Service

[www.agcensus.usda.gov](http://www.agcensus.usda.gov)



# 2007 CENSUS OF AGRICULTURE

**Shelby County – Missouri**

**Farms with White Operators  
Compared with All Farms**



**Data are not available at this geographic level for farms with White operators.**



United States Department of Agriculture  
National Agricultural Statistics Service

[www.agcensus.usda.gov](http://www.agcensus.usda.gov)

