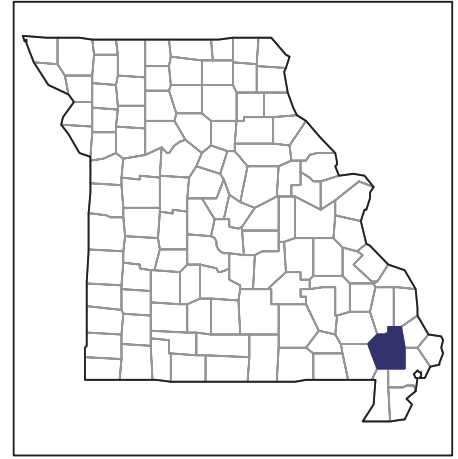


# 2007 CENSUS OF AGRICULTURE



## Stoddard County – Missouri

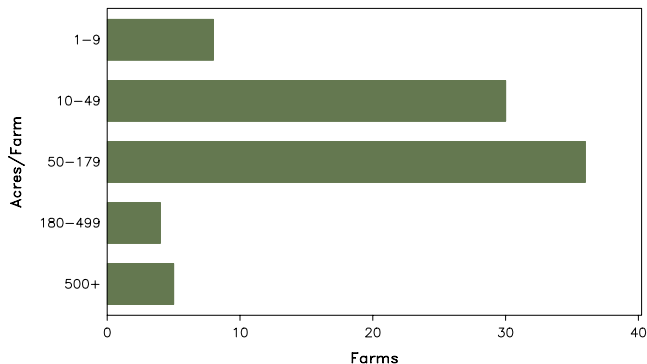
### Farms with Women Principal Operators Compared with All Farms

	Women Principal Operators	All Farms
<b>Number of Farms</b>	83	1,045
<b>Land in Farms</b>	11,313 acres	461,275 acres
<b>Average Size of Farm</b>	136 acres	441 acres
<b>Market Value of Products Sold</b>	\$1,625,000	\$228,116,000
Crop Sales	\$1,527,000	\$166,828,000
Livestock Sales	\$98,000	\$61,288,000
Average Per Farm	\$19,582	\$218,293
<b>Government Payments</b>	\$363,000	\$14,415,000
Average Per Farm Receiving Payments	\$6,848	\$20,389

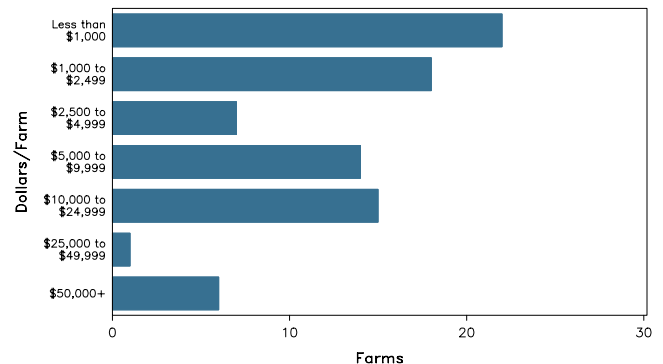
See footnotes on reverse page.

### Farms with Women Principal Operators

Farms by Size



Farms by Economic Size



# 2007 CENSUS OF AGRICULTURE

## Stoddard County – Missouri Farms with Women Principal Operators

### Selected Highlights

Item	Farms	Quantity
<b>MARKET VALUE OF AGRICULTURAL PRODUCTS SOLD (\$1,000)</b>		
Total value of agricultural products sold	83	1,625
Value of crops including nursery and greenhouse	23	1,527
Value of livestock, poultry, and their products	11	98
<b>VALUE OF SALES BY COMMODITY GROUP (\$1,000)</b>		
Grains, oilseeds, dry beans, and dry peas	9	(D)
Tobacco	-	-
Cotton and cottonseed	1	(D)
Vegetables, melons, potatoes and sweet potatoes	-	-
Fruits, tree nuts, and berries	3	1
Nursery, greenhouse, floriculture, and sod	1	(D)
Cut Christmas trees and short rotation woody crops	-	-
Other crops and hay	9	13
Poultry and eggs	3	1
Cattle and calves	8	(D)
Milk and other dairy products from cows	3	(D)
Hogs and pigs	-	-
Sheep, goats, and their products	2	(D)
Horses, ponies, mules, burros, and donkeys	2	(D)
Aquaculture	-	-
Other animals and other animal products	-	-
<b>TOP CROP ITEMS (acres)</b>		
Soybeans for beans	9	2,809
Corn for grain	5	2,194
Forage - land used for all hay and haylage, grass silage, and greenchop	17	479
Wheat for grain, all	2	(D)
Cotton, all	1	(D)
<b>TOP LIVESTOCK INVENTORY ITEMS (number)</b>		
Cattle and calves	8	201
Horses and ponies	17	124
Goats, all	3	57
Layers	3	42
Sheep and lambs	1	(D)

### Operator Characteristics

Item	Quantity
Primary occupation:	
Farming	21
Other	62
Days worked off farm:	
None	45
Any	38
Years on present farm:	
2 years or less	6
3 to 4 years	5
5 to 9 years	23
10 years or more	49
Age group:	
Under 45 years	9
45 to 64 years	37
65 years and over	37
Average age of principal operator (years)	61.6

### Economic Characteristics

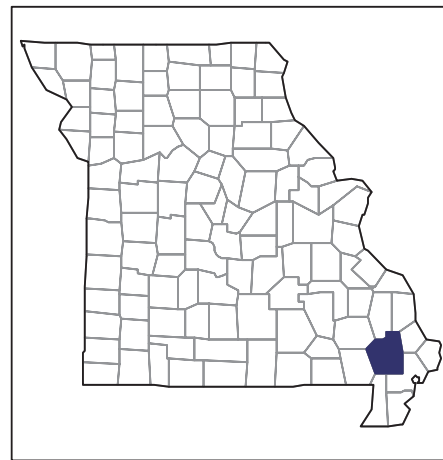
Item	Quantity
Farms by value of sales:	
Less than \$1,000	58
\$1,000 to \$2,499	5
\$2,500 to \$4,999	2
\$5,000 to \$9,999	4
\$10,000 to \$49,999	8
\$50,000 to \$99,999	-
\$100,000 to \$249,999	4
\$250,000 to \$499,999	2
\$500,000 or more	-
Total farm production expenses (\$1,000)	1,432
Average per farm (\$)	17,257
Net cash farm income of operation (\$1,000)	782
Average per farm (\$)	9,422
Value of agricultural products sold directly to individuals for human consumption (\$1,000)	5
Total organic product sales (\$1,000)	-
Total income from farm-related sources, gross before taxes and expenses (\$1,000)	226

See "Census of Agriculture, Volume 1, Geographic Area Series" for complete footnotes, explanations, definitions, and methodology.  
(D) Cannot be disclosed. (Z) Less than half of the unit shown.

# 2007 CENSUS *OF* **AGRICULTURE**

## **Stoddard County – Missouri**

### **Farms with Spanish, Hispanic, or Latino Operators Compared with All Farms**



**Data are not available at this geographic level for farms with Spanish, Hispanic, or Latino operators.**



United States Department of Agriculture  
National Agricultural Statistics Service

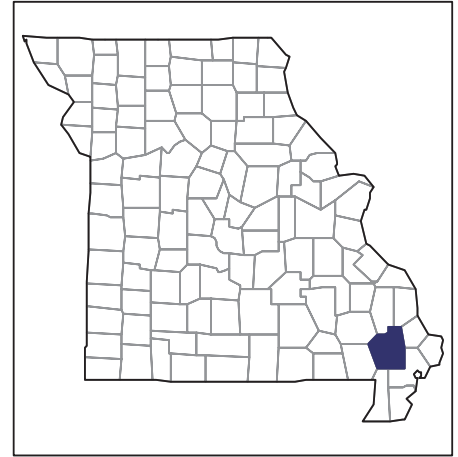
[www.agcensus.usda.gov](http://www.agcensus.usda.gov)



# 2007 CENSUS OF AGRICULTURE

## Stoddard County – Missouri

### Farms with American Indian or Alaska Native Operators Compared with All Farms



Data are not available at this geographic level for farms with American Indian or Alaska Native operators.



United States Department of Agriculture  
National Agricultural Statistics Service

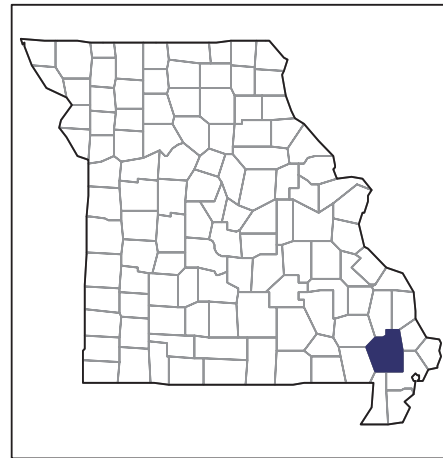
[www.agcensus.usda.gov](http://www.agcensus.usda.gov)



# 2007 CENSUS *OF* AGRICULTURE

**Stoddard County – Missouri**

**Farms with Asian Operators  
Compared with All Farms**



**Data are not available at this geographic level for farms with Asian operators.**



United States Department of Agriculture  
National Agricultural Statistics Service

[www.agcensus.usda.gov](http://www.agcensus.usda.gov)

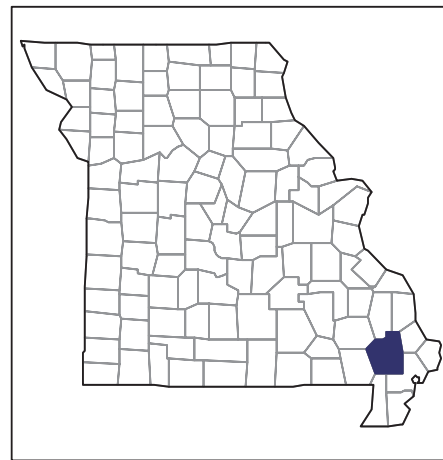




# 2007 CENSUS *OF* AGRICULTURE

## Stoddard County – Missouri

### Farms with Black or African American Operators Compared with All Farms



Data are not available at this geographic level for farms with Black or African American operators.



United States Department of Agriculture  
National Agricultural Statistics Service

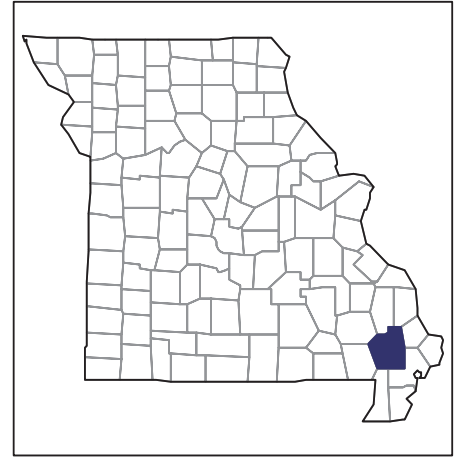
[www.agcensus.usda.gov](http://www.agcensus.usda.gov)



# 2007 CENSUS *OF* **AGRICULTURE**

## Stoddard County – Missouri

### Farms with Native Hawaiian or Other Pacific Islander Operators Compared with All Farms



Data are not available at this geographic level for farms with Native Hawaiian or Other Pacific Islander operators.



United States Department of Agriculture  
National Agricultural Statistics Service

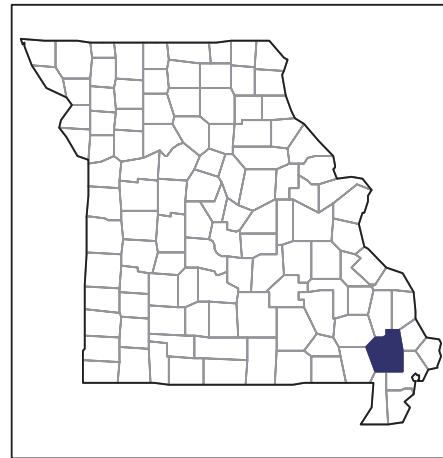
[www.agcensus.usda.gov](http://www.agcensus.usda.gov)



# 2007 CENSUS *OF* AGRICULTURE

**Stoddard County – Missouri**

**Farms with White Operators  
Compared with All Farms**



**Data are not available at this geographic level for farms with White operators.**



United States Department of Agriculture  
National Agricultural Statistics Service

[www.agcensus.usda.gov](http://www.agcensus.usda.gov)

