

2007 CENSUS OF AGRICULTURE



Vernon County – Missouri

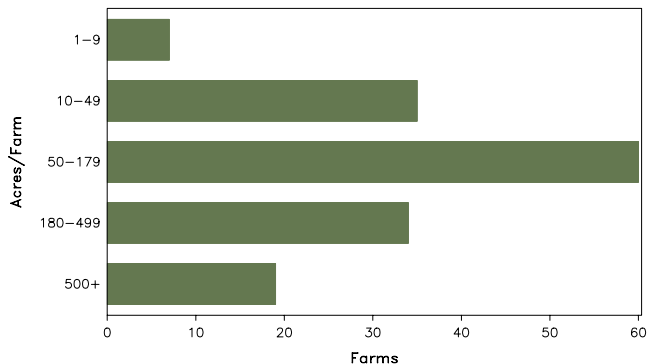
Farms with Women Principal Operators Compared with All Farms

	Women Principal Operators	All Farms
Number of Farms	155	1,383
Land in Farms	32,270 acres	455,844 acres
Average Size of Farm	208 acres	330 acres
Market Value of Products Sold	\$2,966,000	\$129,353,000
Crop Sales	\$1,051,000	\$39,281,000
Livestock Sales	\$1,915,000	\$90,072,000
Average Per Farm	\$19,134	\$93,530
Government Payments	\$445,000	\$4,692,000
Average Per Farm Receiving Payments	\$6,102	\$7,885

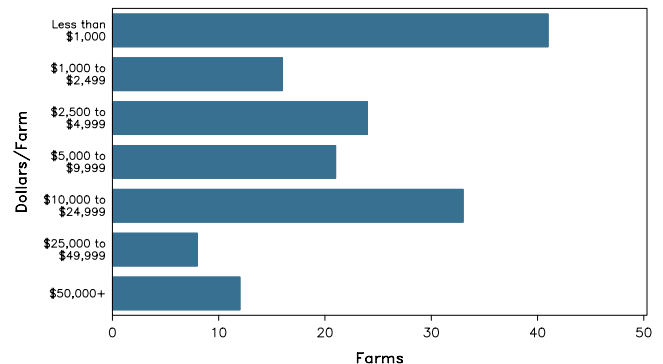
See footnotes on reverse page.

Farms with Women Principal Operators

Farms by Size



Farms by Economic Size



2007 CENSUS OF AGRICULTURE

Vernon County – Missouri Farms with Women Principal Operators

Selected Highlights

Item	Farms	Quantity
MARKET VALUE OF AGRICULTURAL PRODUCTS SOLD (\$1,000)		
Total value of agricultural products sold	155	2,966
Value of crops including nursery and greenhouse	42	1,051
Value of livestock, poultry, and their products	77	1,915
VALUE OF SALES BY COMMODITY GROUP (\$1,000)		
Grains, oilseeds, dry beans, and dry peas	16	808
Tobacco	-	-
Cotton and cottonseed	-	-
Vegetables, melons, potatoes and sweet potatoes	1	(D)
Fruits, tree nuts, and berries	3	(D)
Nursery, greenhouse, floriculture, and sod	1	(D)
Cut Christmas trees and short rotation woody crops	-	-
Other crops and hay	26	115
Poultry and eggs	8	3
Cattle and calves	71	(D)
Milk and other dairy products from cows	-	-
Hogs and pigs	1	(D)
Sheep, goats, and their products	12	23
Horses, ponies, mules, burros, and donkeys	4	7
Aquaculture	-	-
Other animals and other animal products	1	(D)
TOP CROP ITEMS (acres)		
Forage - land used for all hay and haylage, grass silage, and greenchop	65	3,955
Soybeans for beans	12	1,529
Pecans, all	11	798
Field and grass seed crops, all	6	713
Corn for grain	6	710
TOP LIVESTOCK INVENTORY ITEMS (number)		
Cattle and calves	86	6,922
Hogs and pigs	2	(D)
Sheep and lambs	10	249
Horses and ponies	32	195
Layers	12	156

Operator Characteristics

Item	Quantity
Primary occupation:	
Farming	49
Other	106
Days worked off farm:	
None	65
Any	90
Years on present farm:	
2 years or less	8
3 to 4 years	10
5 to 9 years	30
10 years or more	107
Age group:	
Under 45 years	17
45 to 64 years	60
65 years and over	78
Average age of principal operator (years)	63.9

Economic Characteristics

Item	Quantity
Farms by value of sales:	
Less than \$1,000	65
\$1,000 to \$2,499	12
\$2,500 to \$4,999	19
\$5,000 to \$9,999	18
\$10,000 to \$49,999	29
\$50,000 to \$99,999	7
\$100,000 to \$249,999	2
\$250,000 to \$499,999	1
\$500,000 or more	2
Total farm production expenses (\$1,000)	3,755
Average per farm (\$)	24,227
Net cash farm income of operation (\$1,000)	-179
Average per farm (\$)	-1,156
Value of agricultural products sold directly to individuals for human consumption (\$1,000)	(D)
Total organic product sales (\$1,000)	(D)
Total income from farm-related sources, gross before taxes and expenses (\$1,000)	165

See "Census of Agriculture, Volume 1, Geographic Area Series" for complete footnotes, explanations, definitions, and methodology.
(D) Cannot be disclosed. (Z) Less than half of the unit shown.

2007 CENSUS OF AGRICULTURE

Vernon County – Missouri

Farms with Spanish, Hispanic, or Latino Operators Compared with All Farms



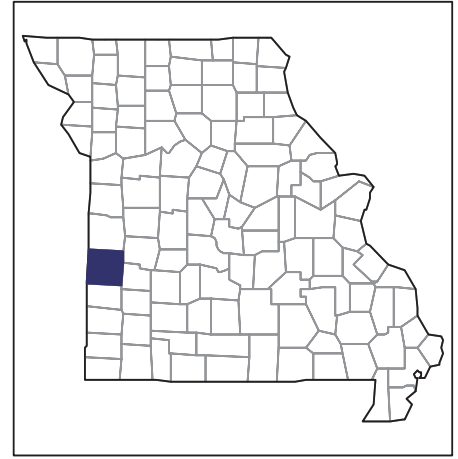
Data are not available at this geographic level for farms with Spanish, Hispanic, or Latino operators.



United States Department of Agriculture
National Agricultural Statistics Service

www.agcensus.usda.gov

2007 CENSUS OF AGRICULTURE



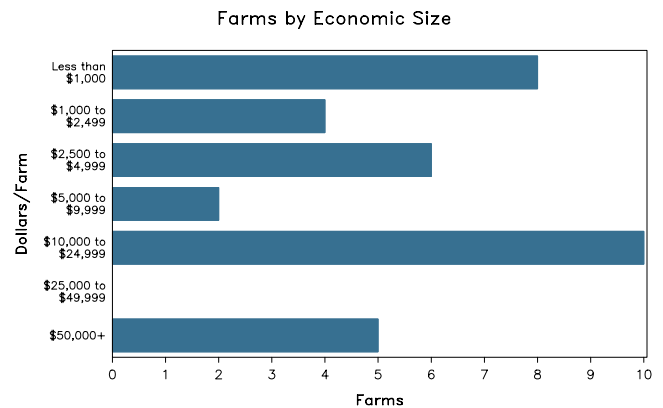
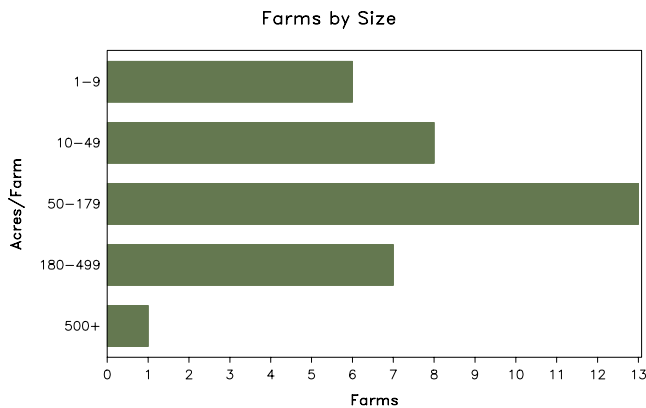
Vernon County – Missouri

Farms with American Indian or Alaska Native Operators Compared with All Farms

	American Indian or Alaska Native Operators ²	All Farms
Number of Farm Operators ¹	37	2,090
Number of Farms	35	1,383
Land in Farms	4,192 acres	455,844 acres
Average Size of Farm	120 acres	330 acres
Market Value of Products Sold	\$1,365,000	\$129,353,000
Crop Sales	\$134,000	\$39,281,000
Livestock Sales	\$1,230,000	\$90,072,000
Average Per Farm	\$38,987	\$93,530
Government Payments	\$73,000	\$4,692,000
Average Per Farm Receiving Payments	\$6,115	\$7,885

See footnotes on reverse page.

Farms with American Indian or Alaska Native Operators



2007 CENSUS OF AGRICULTURE

Vernon County – Missouri Farms with American Indian or Alaska Native Operators

Selected Highlights

Item	Farms	Quantity
MARKET VALUE OF AGRICULTURAL PRODUCTS SOLD (\$1,000)		
Total value of agricultural products sold	35	1,365
Value of crops including nursery and greenhouse	12	134
Value of livestock, poultry, and their products	25	1,230
VALUE OF SALES BY COMMODITY GROUP (\$1,000)		
Grains, oilseeds, dry beans, and dry peas	5	107
Tobacco	-	-
Cotton and cottonseed	-	-
Vegetables, melons, potatoes and sweet potatoes	-	-
Fruits, tree nuts, and berries	-	-
Nursery, greenhouse, floriculture, and sod	-	-
Cut Christmas trees and short rotation woody crops	-	-
Other crops and hay	8	27
Poultry and eggs	6	6
Cattle and calves	21	(D)
Milk and other dairy products from cows	-	-
Hogs and pigs	3	(D)
Sheep, goats, and their products	2	(D)
Horses, ponies, mules, burros, and donkeys	3	27
Aquaculture	-	-
Other animals and other animal products	-	-
TOP CROP ITEMS (acres)		
Forage - land used for all hay and haylage, grass silage, and greenchop	19	722
Soybeans for beans	5	311
Corn for grain	3	102
Wheat for grain, all	1	(D)
Pecans, all	2	(D)
TOP LIVESTOCK INVENTORY ITEMS (number)		
Hogs and pigs	3	(D)
Cattle and calves	22	897
Layers	6	190
Horses and ponies	12	64
Pullets for laying flock replacement	2	(D)

Operator Characteristics

Item	Quantity
Primary occupation:	
Farming	10
Other	27
Days worked off farm:	
None	12
Any	25
Years on present farm:	
2 years or less	6
3 to 4 years	2
5 to 9 years	3
10 years or more	26
Age group:	
Under 45 years	7
45 to 64 years	22
65 years and over	8
Average age (years)	50.9

Economic Characteristics

Item	Quantity
Farms by value of sales:	
Less than \$1,000	11
\$1,000 to \$2,499	4
\$2,500 to \$4,999	4
\$5,000 to \$9,999	1
\$10,000 to \$49,999	10
\$50,000 to \$99,999	4
\$100,000 to \$249,999	-
\$250,000 to \$499,999	-
\$500,000 or more	1
Total farm production expenses (\$1,000)	1,638
Average per farm (\$)	46,787
Net cash farm income of operation (\$1,000)	-134
Average per farm (\$)	-3,842
Value of agricultural products sold directly to individuals for human consumption (\$1,000)	1
Total organic product sales (\$1,000)	-
Total income from farm-related sources, gross before taxes and expenses (\$1,000)	65

See "Census of Agriculture, Volume 1, Geographic Area Series" for complete footnotes, explanations, definitions, and methodology.

(D) Cannot be disclosed. (Z) Less than half of the unit shown.

¹ Data were collected for a maximum of three operators per farm. ² Operators reporting selected race alone or in combination with other races.

2007 CENSUS OF AGRICULTURE

Vernon County – Missouri

**Farms with Asian Operators
Compared with All Farms**



Data are not available at this geographic level for farms with Asian operators.



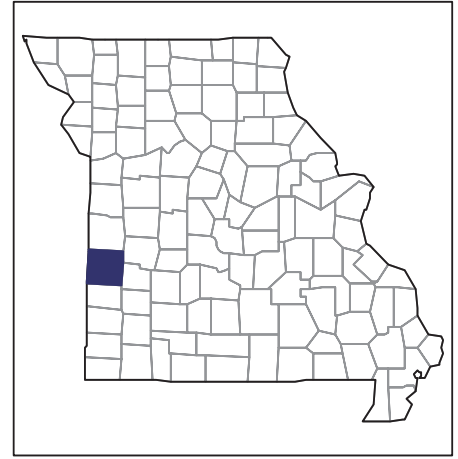
United States Department of Agriculture
National Agricultural Statistics Service

www.agcensus.usda.gov

2007 CENSUS OF AGRICULTURE

Vernon County – Missouri

Farms with Black or African American Operators Compared with All Farms



Data are not available at this geographic level for farms with Black or African American operators.



United States Department of Agriculture
National Agricultural Statistics Service

www.agcensus.usda.gov

2007 CENSUS OF AGRICULTURE

Vernon County – Missouri

Farms with Native Hawaiian or Other Pacific Islander Operators Compared with All Farms



Data are not available at this geographic level for farms with Native Hawaiian or Other Pacific Islander operators.



United States Department of Agriculture
National Agricultural Statistics Service

www.agcensus.usda.gov

2007 CENSUS OF AGRICULTURE

Vernon County – Missouri

Farms with White Operators Compared with All Farms



Data are not available at this geographic level for farms with White operators.



United States Department of Agriculture
National Agricultural Statistics Service

www.agcensus.usda.gov

