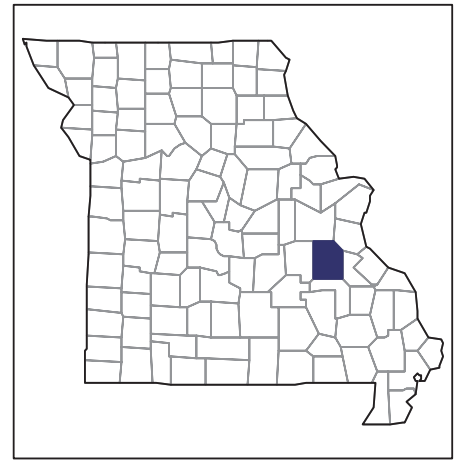


# 2007 CENSUS OF AGRICULTURE



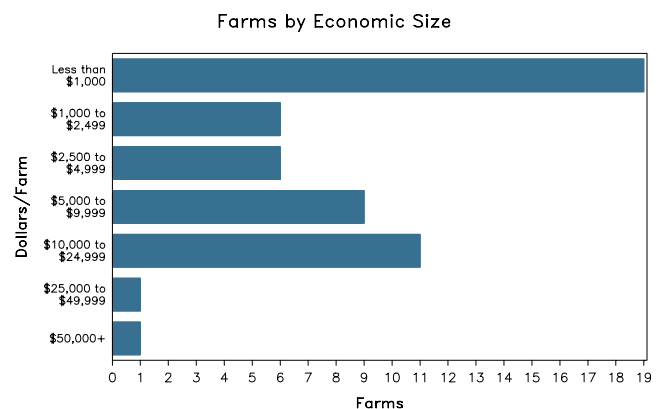
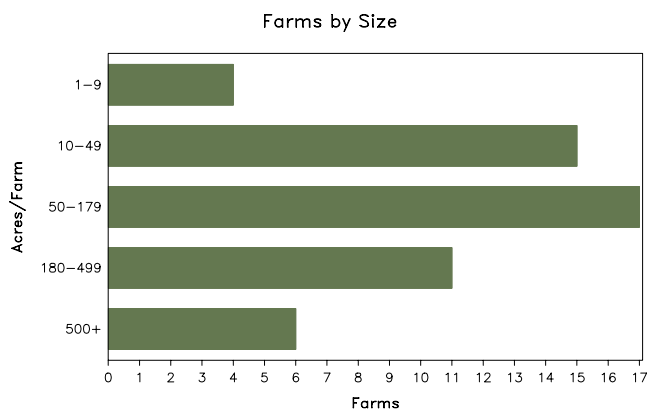
## Washington County – Missouri

### Farms with Women Principal Operators Compared with All Farms

	Women Principal Operators	All Farms
<b>Number of Farms</b>	53	558
<b>Land in Farms</b>	10,908 acres	137,304 acres
<b>Average Size of Farm</b>	206 acres	246 acres
<b>Market Value of Products Sold</b>	(D)	\$8,729,000
Crop Sales	(D)	\$711,000
Livestock Sales	(D)	\$8,018,000
Average Per Farm	(D)	\$15,643
<b>Government Payments</b>	(D)	\$80,000
Average Per Farm Receiving Payments	(D)	\$2,508

See footnotes on reverse page.

### Farms with Women Principal Operators



# 2007 CENSUS OF AGRICULTURE

## Washington County – Missouri Farms with Women Principal Operators

### Selected Highlights

Item	Farms	Quantity
<b>MARKET VALUE OF AGRICULTURAL PRODUCTS SOLD (\$1,000)</b>		
Total value of agricultural products sold	53	(D)
Value of crops including nursery and greenhouse	16	(D)
Value of livestock, poultry, and their products	34	(D)
<b>VALUE OF SALES BY COMMODITY GROUP (\$1,000)</b>		
Grains, oilseeds, dry beans, and dry peas	-	-
Tobacco	-	-
Cotton and cottonseed	-	-
Vegetables, melons, potatoes and sweet potatoes	-	-
Fruits, tree nuts, and berries	-	-
Nursery, greenhouse, floriculture, and sod	-	-
Cut Christmas trees and short rotation woody crops	-	-
Other crops and hay	16	(D)
Poultry and eggs	8	(D)
Cattle and calves	28	(D)
Milk and other dairy products from cows	-	-
Hogs and pigs	3	1
Sheep, goats, and their products	-	-
Horses, ponies, mules, burros, and donkeys	8	(D)
Aquaculture	-	-
Other animals and other animal products	-	-
<b>TOP CROP ITEMS (acres)</b>		
Forage - land used for all hay and haylage, grass silage, and greenchop	32	1,780
Grapes	1	(D)
Apples	1	(D)
Peaches, all	1	(D)
Pecans, all	1	(D)
<b>TOP LIVESTOCK INVENTORY ITEMS (number)</b>		
Cattle and calves	25	962
Layers	10	310
Pullets for laying flock replacement	5	140
Horses and ponies	24	137
Goats, all	8	61

### Operator Characteristics

Item	Quantity
Primary occupation:	
Farming	18
Other	35
Days worked off farm:	
None	15
Any	38
Years on present farm:	
2 years or less	4
3 to 4 years	8
5 to 9 years	12
10 years or more	29
Age group:	
Under 45 years	11
45 to 64 years	29
65 years and over	13
Average age of principal operator (years)	56.7

### Economic Characteristics

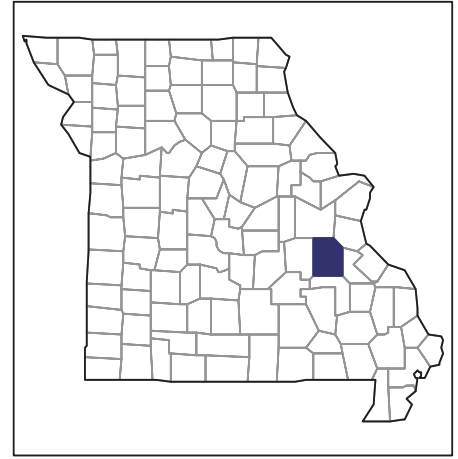
Item	Quantity
Farms by value of sales:	
Less than \$1,000	19
\$1,000 to \$2,499	6
\$2,500 to \$4,999	6
\$5,000 to \$9,999	9
\$10,000 to \$49,999	12
\$50,000 to \$99,999	1
\$100,000 to \$249,999	-
\$250,000 to \$499,999	-
\$500,000 or more	-
Total farm production expenses (\$1,000)	710
Average per farm (\$)	13,391
Net cash farm income of operation (\$1,000)	-302
Average per farm (\$)	-5,698
Value of agricultural products sold directly to individuals for human consumption (\$1,000)	-
Total organic product sales (\$1,000)	-
Total income from farm-related sources, gross before taxes and expenses (\$1,000)	31

See "Census of Agriculture, Volume 1, Geographic Area Series" for complete footnotes, explanations, definitions, and methodology.  
(D) Cannot be disclosed. (Z) Less than half of the unit shown.

# 2007 CENSUS OF AGRICULTURE

## Washington County – Missouri

### Farms with Spanish, Hispanic, or Latino Operators Compared with All Farms



Data are not available at this geographic level for farms with Spanish, Hispanic, or Latino operators.



United States Department of Agriculture  
National Agricultural Statistics Service

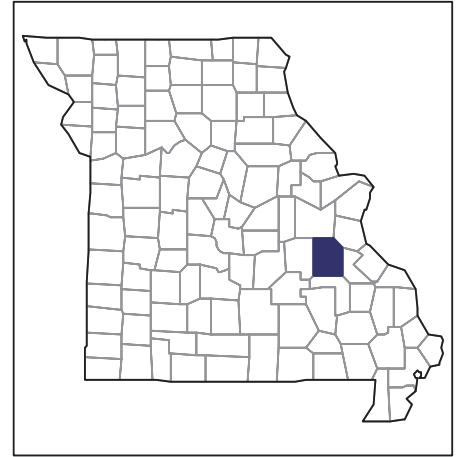
[www.agcensus.usda.gov](http://www.agcensus.usda.gov)



# 2007 CENSUS OF AGRICULTURE

## Washington County – Missouri

### Farms with American Indian or Alaska Native Operators Compared with All Farms



Data are not available at this geographic level for farms with American Indian or Alaska Native operators.



United States Department of Agriculture  
National Agricultural Statistics Service

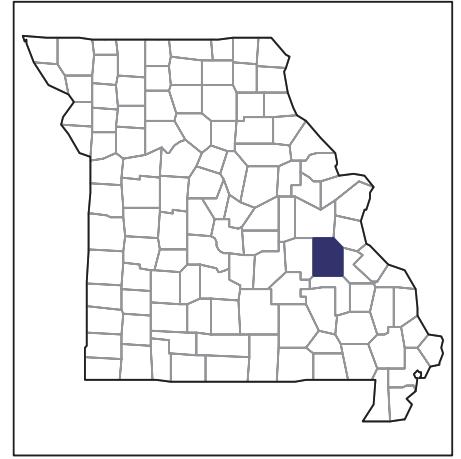
[www.agcensus.usda.gov](http://www.agcensus.usda.gov)



# 2007 CENSUS OF AGRICULTURE

## Washington County – Missouri

### Farms with Asian Operators Compared with All Farms



Data are not available at this geographic level for farms with Asian operators.



United States Department of Agriculture  
National Agricultural Statistics Service

[www.agcensus.usda.gov](http://www.agcensus.usda.gov)

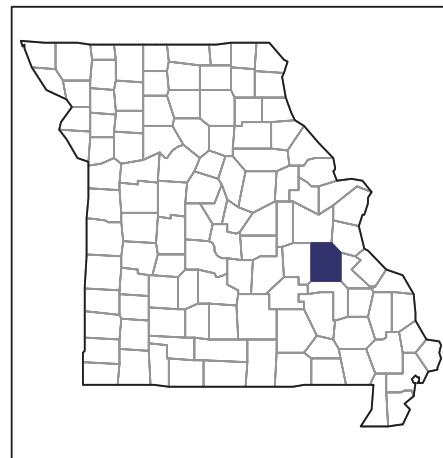




# 2007 CENSUS OF AGRICULTURE

## Washington County – Missouri

### Farms with Black or African American Operators Compared with All Farms



Data are not available at this geographic level for farms with Black or African American operators.



United States Department of Agriculture  
National Agricultural Statistics Service

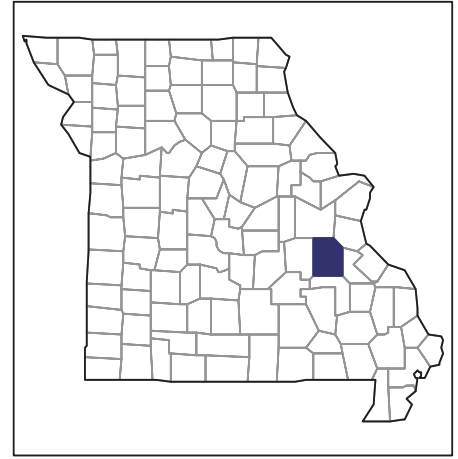
[www.agcensus.usda.gov](http://www.agcensus.usda.gov)



# 2007 CENSUS *OF* **AGRICULTURE**

## Washington County – Missouri

### Farms with Native Hawaiian or Other Pacific Islander Operators Compared with All Farms



Data are not available at this geographic level for farms with Native Hawaiian or Other Pacific Islander operators.



United States Department of Agriculture  
National Agricultural Statistics Service

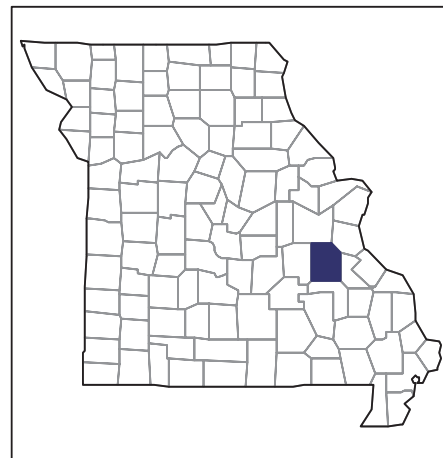
[www.agcensus.usda.gov](http://www.agcensus.usda.gov)



# 2007 CENSUS OF AGRICULTURE

## Washington County – Missouri

### Farms with White Operators Compared with All Farms



Data are not available at this geographic level for farms with White operators.



United States Department of Agriculture  
National Agricultural Statistics Service

[www.agcensus.usda.gov](http://www.agcensus.usda.gov)

