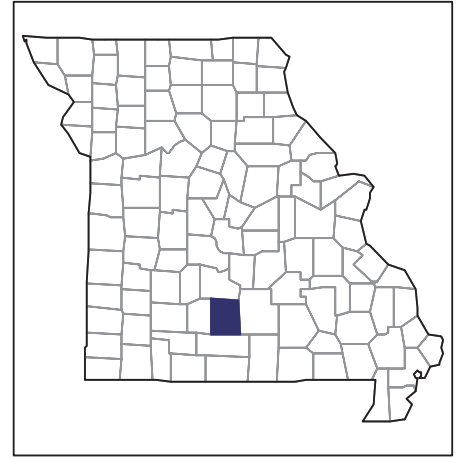


# 2007 CENSUS OF AGRICULTURE



## Wright County – Missouri

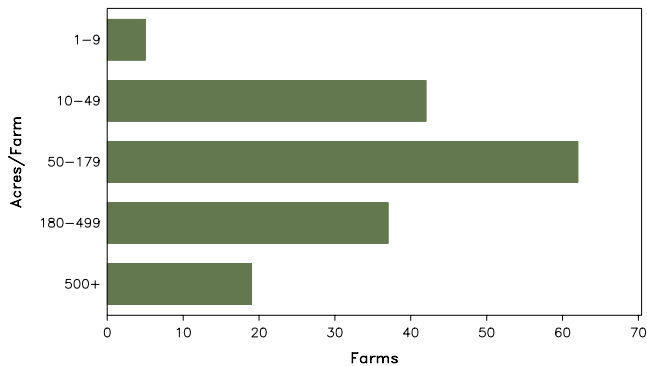
### Farms with Women Principal Operators Compared with All Farms

	Women Principal Operators	All Farms
<b>Number of Farms</b>	165	1,206
<b>Land in Farms</b>	31,147 acres	284,271 acres
<b>Average Size of Farm</b>	189 acres	236 acres
<b>Market Value of Products Sold</b>	\$6,657,000	\$50,444,000
Crop Sales	\$202,000	\$1,977,000
Livestock Sales	\$6,454,000	\$48,468,000
Average Per Farm	\$40,344	\$41,828
<b>Government Payments</b>	\$29,000	\$261,000
Average Per Farm Receiving Payments	\$2,446	\$1,877

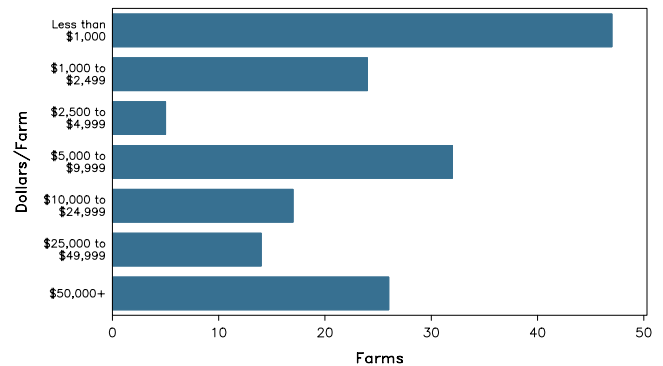
See footnotes on reverse page.

### Farms with Women Principal Operators

Farms by Size



Farms by Economic Size



# 2007 CENSUS OF AGRICULTURE

## Wright County – Missouri Farms with Women Principal Operators

### Selected Highlights

Item	Farms	Quantity
<b>MARKET VALUE OF AGRICULTURAL PRODUCTS SOLD (\$1,000)</b>		
Total value of agricultural products sold	165	6,657
Value of crops including nursery and greenhouse	32	202
Value of livestock, poultry, and their products	106	6,454
<b>VALUE OF SALES BY COMMODITY GROUP (\$1,000)</b>		
Grains, oilseeds, dry beans, and dry peas	-	-
Tobacco	-	-
Cotton and cottonseed	-	-
Vegetables, melons, potatoes and sweet potatoes	1	(D)
Fruits, tree nuts, and berries	1	(D)
Nursery, greenhouse, floriculture, and sod	2	(D)
Cut Christmas trees and short rotation woody crops	-	-
Other crops and hay	30	(D)
Poultry and eggs	12	(D)
Cattle and calves	93	3,222
Milk and other dairy products from cows	16	2,913
Hogs and pigs	2	(D)
Sheep, goats, and their products	9	5
Horses, ponies, mules, burros, and donkeys	9	(D)
Aquaculture	-	-
Other animals and other animal products	-	-
<b>TOP CROP ITEMS (acres)</b>		
Forage - land used for all hay and haylage, grass silage, and greenchop	90	5,619
Field and grass seed crops, all	1	(D)
Corn for silage or greenchop	1	(D)
Vegetables harvested for sale	1	(D)
Land in berries	1	(D)
<b>TOP LIVESTOCK INVENTORY ITEMS (number)</b>		
Cattle and calves	102	8,256
Ducks	7	(D)
Horses and ponies	60	383
Goats, all	20	272
Layers	14	183

### Operator Characteristics

Item	Quantity
Primary occupation:	
Farming	81
Other	84
Days worked off farm:	
None	72
Any	93
Years on present farm:	
2 years or less	12
3 to 4 years	16
5 to 9 years	24
10 years or more	113
Age group:	
Under 45 years	34
45 to 64 years	87
65 years and over	44
Average age of principal operator (years)	56.9

### Economic Characteristics

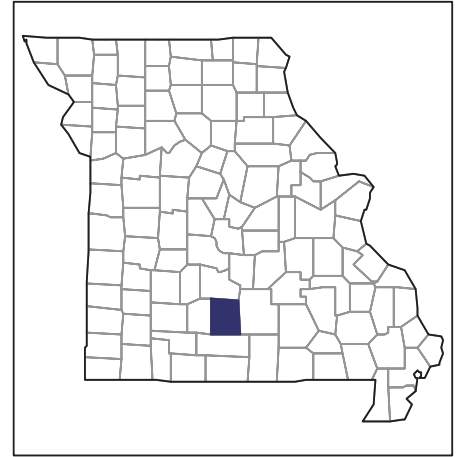
Item	Quantity
Farms by value of sales:	
Less than \$1,000	48
\$1,000 to \$2,499	24
\$2,500 to \$4,999	5
\$5,000 to \$9,999	31
\$10,000 to \$49,999	31
\$50,000 to \$99,999	9
\$100,000 to \$249,999	8
\$250,000 to \$499,999	8
\$500,000 or more	1
Total farm production expenses (\$1,000)	6,425
Average per farm (\$)	38,940
Net cash farm income of operation (\$1,000)	336
Average per farm (\$)	2,039
Value of agricultural products sold directly to individuals for human consumption (\$1,000)	(D)
Total organic product sales (\$1,000)	-
Total income from farm-related sources, gross before taxes and expenses (\$1,000)	76

See "Census of Agriculture, Volume 1, Geographic Area Series" for complete footnotes, explanations, definitions, and methodology.  
(D) Cannot be disclosed. (Z) Less than half of the unit shown.

# 2007 CENSUS OF AGRICULTURE

## Wright County – Missouri

### Farms with Spanish, Hispanic, or Latino Operators Compared with All Farms



Data are not available at this geographic level for farms with Spanish, Hispanic, or Latino operators.



United States Department of Agriculture  
National Agricultural Statistics Service

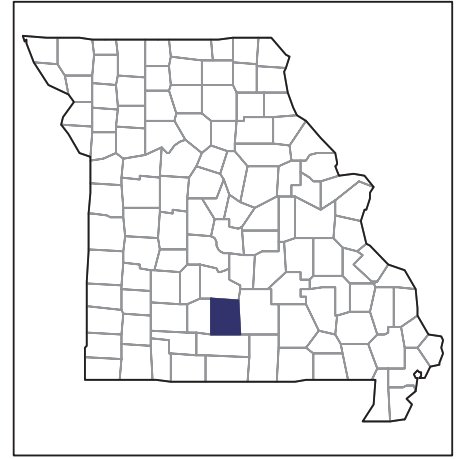
[www.agcensus.usda.gov](http://www.agcensus.usda.gov)



# 2007 CENSUS OF AGRICULTURE

## Wright County – Missouri

### Farms with American Indian or Alaska Native Operators Compared with All Farms



Data are not available at this geographic level for farms with American Indian or Alaska Native operators.



United States Department of Agriculture  
National Agricultural Statistics Service

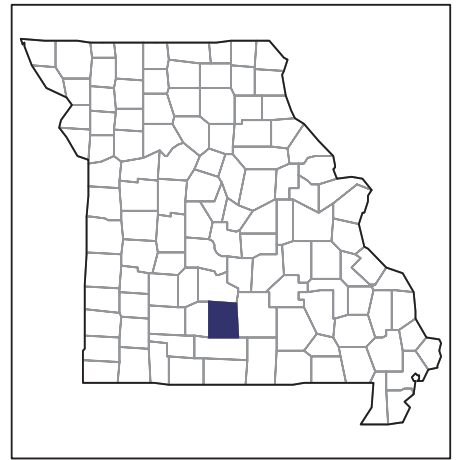
[www.agcensus.usda.gov](http://www.agcensus.usda.gov)



# 2007 CENSUS *OF* AGRICULTURE

**Wright County – Missouri**

**Farms with Asian Operators  
Compared with All Farms**



**Data are not available at this geographic level for farms with Asian operators.**



United States Department of Agriculture  
National Agricultural Statistics Service

[www.agcensus.usda.gov](http://www.agcensus.usda.gov)

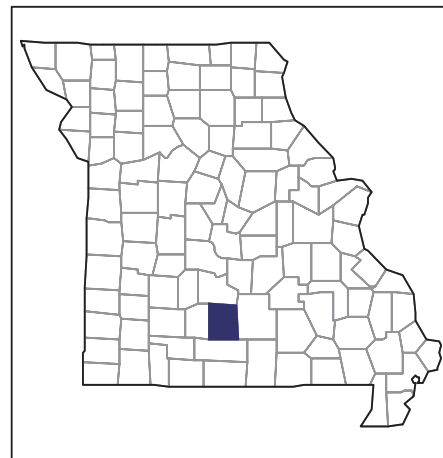




# 2007 CENSUS OF AGRICULTURE

## Wright County – Missouri

### Farms with Black or African American Operators Compared with All Farms



Data are not available at this geographic level for farms with Black or African American operators.



United States Department of Agriculture  
National Agricultural Statistics Service

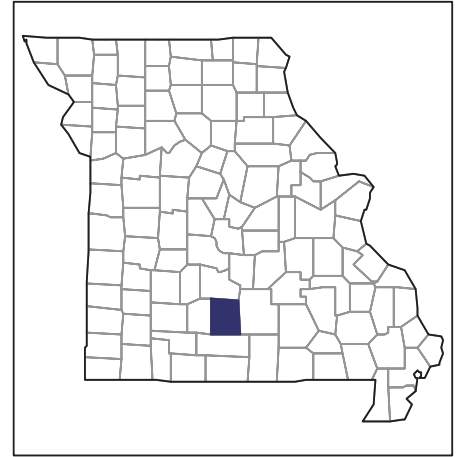
[www.agcensus.usda.gov](http://www.agcensus.usda.gov)



# 2007 CENSUS OF AGRICULTURE

## Wright County – Missouri

### Farms with Native Hawaiian or Other Pacific Islander Operators Compared with All Farms



Data are not available at this geographic level for farms with Native Hawaiian or Other Pacific Islander operators.



United States Department of Agriculture  
National Agricultural Statistics Service

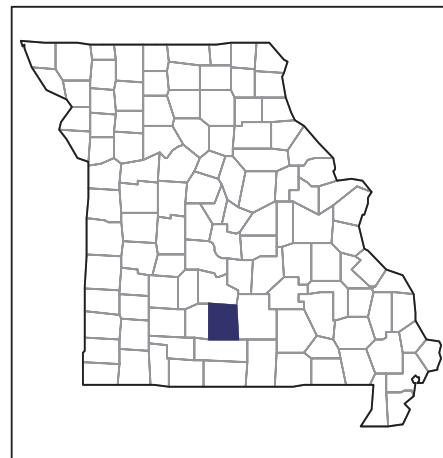
[www.agcensus.usda.gov](http://www.agcensus.usda.gov)



# 2007 CENSUS OF AGRICULTURE

**Wright County – Missouri**

**Farms with White Operators  
Compared with All Farms**



**Data are not available at this geographic level for farms with White operators.**



United States Department of Agriculture  
National Agricultural Statistics Service

[www.agcensus.usda.gov](http://www.agcensus.usda.gov)

