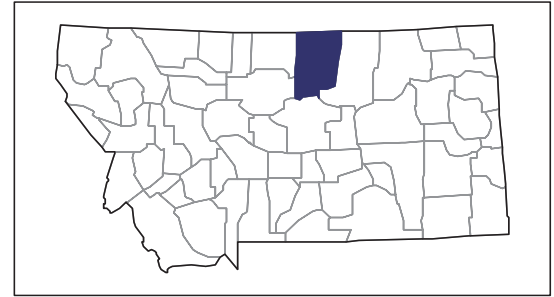


2007 CENSUS OF AGRICULTURE



Blaine County – Montana

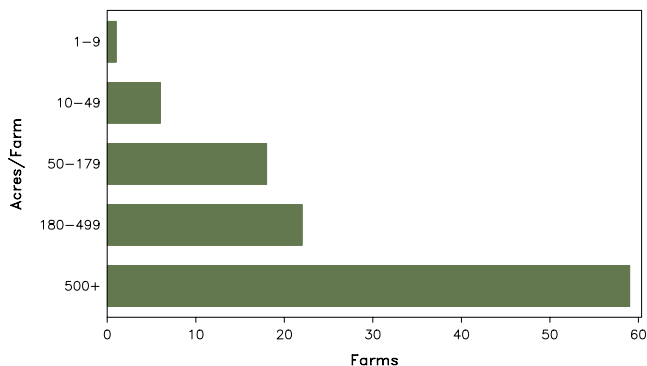
Farms with Women Principal Operators Compared with All Farms

	Women Principal Operators	All Farms
Number of Farms	106	655
Land in Farms	112,877 acres	2,330,605 acres
Average Size of Farm	1,065 acres	3,558 acres
Market Value of Products Sold	\$2,062,000	\$71,647,000
Crop Sales	(D)	\$34,531,000
Livestock Sales	(D)	\$37,116,000
Average Per Farm	\$19,457	\$109,385
Government Payments	\$1,195,000	\$9,664,000
Average Per Farm Receiving Payments	\$18,975	\$23,287

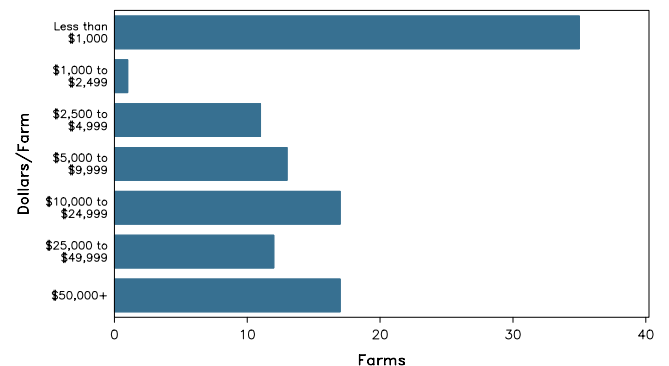
See footnotes on reverse page.

Farms with Women Principal Operators

Farms by Size



Farms by Economic Size



2007 CENSUS OF AGRICULTURE

Blaine County – Montana Farms with Women Principal Operators

Selected Highlights

Item	Farms	Quantity
MARKET VALUE OF AGRICULTURAL PRODUCTS SOLD (\$1,000)		
Total value of agricultural products sold	106	2,062
Value of crops including nursery and greenhouse	12	(D)
Value of livestock, poultry, and their products	28	(D)
VALUE OF SALES BY COMMODITY GROUP (\$1,000)		
Grains, oilseeds, dry beans, and dry peas	8	(D)
Tobacco	-	-
Cotton and cottonseed	-	-
Vegetables, melons, potatoes and sweet potatoes	-	-
Fruits, tree nuts, and berries	-	-
Nursery, greenhouse, floriculture, and sod	1	(D)
Cut Christmas trees and short rotation woody crops	-	-
Other crops and hay	5	(D)
Poultry and eggs	-	-
Cattle and calves	22	(D)
Milk and other dairy products from cows	3	17
Hogs and pigs	1	(D)
Sheep, goats, and their products	6	37
Horses, ponies, mules, burros, and donkeys	10	95
Aquaculture	-	-
Other animals and other animal products	2	(D)
TOP CROP ITEMS (acres)		
Wheat for grain, all	8	7,824
Forage - land used for all hay and haylage, grass silage, and greenchop	21	2,759
Barley for grain	1	(D)
Corn for grain	1	(D)
Oats for grain	1	(D)
TOP LIVESTOCK INVENTORY ITEMS (number)		
Cattle and calves	26	3,070
Horses and ponies	32	465
Sheep and lambs	6	385
Llamas	3	22
Alpacas	1	(D)

Operator Characteristics

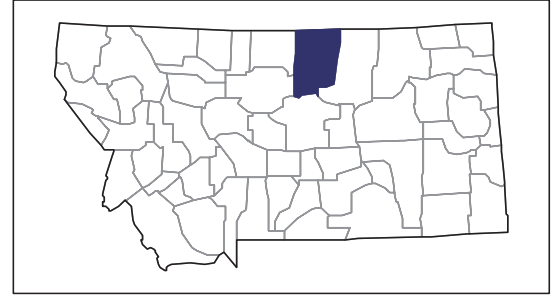
Item	Quantity
Primary occupation:	
Farming	31
Other	75
Days worked off farm:	
None	44
Any	62
Years on present farm:	
2 years or less	3
3 to 4 years	1
5 to 9 years	22
10 years or more	80
Age group:	
Under 45 years	14
45 to 64 years	46
65 years and over	46
Average age of principal operator (years)	60.7

Economic Characteristics

Item	Quantity
Farms by value of sales:	
Less than \$1,000	75
\$1,000 to \$2,499	2
\$2,500 to \$4,999	2
\$5,000 to \$9,999	4
\$10,000 to \$49,999	13
\$50,000 to \$99,999	4
\$100,000 to \$249,999	5
\$250,000 to \$499,999	-
\$500,000 or more	1
Total farm production expenses (\$1,000)	2,948
Average per farm (\$)	27,810
Net cash farm income of operation (\$1,000)	689
Average per farm (\$)	6,501
Value of agricultural products sold directly to individuals for human consumption (\$1,000)	-
Total organic product sales (\$1,000)	-
Total income from farm-related sources, gross before taxes and expenses (\$1,000)	379

See "Census of Agriculture, Volume 1, Geographic Area Series" for complete footnotes, explanations, definitions, and methodology.
(D) Cannot be disclosed. (Z) Less than half of the unit shown.

2007 CENSUS OF AGRICULTURE



Blaine County – Montana

Farms with Spanish, Hispanic, or Latino Operators Compared with All Farms

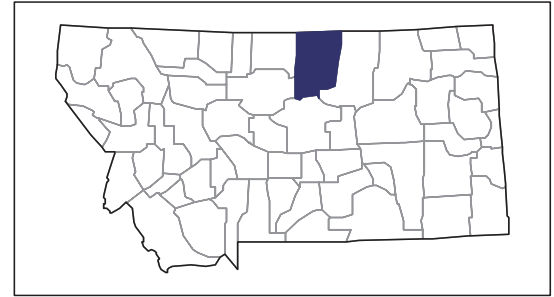
Data are not available at this geographic level for farms with Spanish, Hispanic, or Latino operators.



United States Department of Agriculture
National Agricultural Statistics Service

www.agcensus.usda.gov

2007 CENSUS OF AGRICULTURE



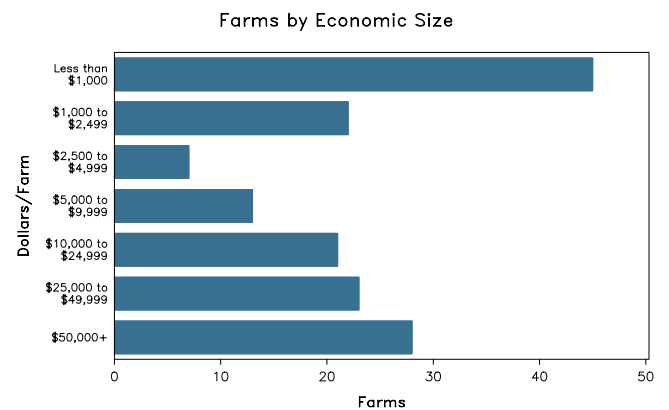
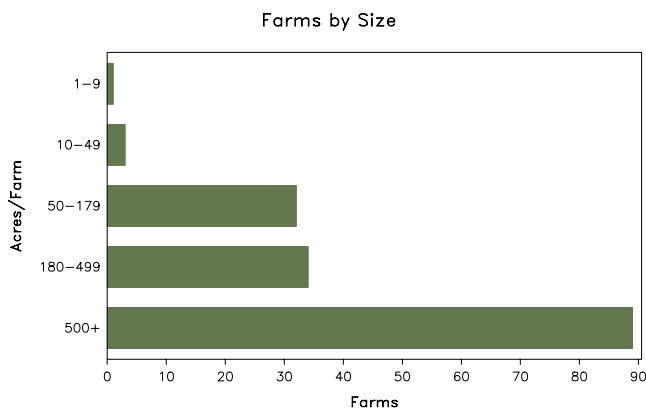
Blaine County – Montana

Farms with American Indian or Alaska Native Operators Compared with All Farms

	American Indian or Alaska Native Operators ²	All Farms
Number of Farm Operators ¹	214	1,049
Number of Farms	159	655
Land in Farms	450,438 acres	2,330,605 acres
Average Size of Farm	2,833 acres	3,558 acres
Market Value of Products Sold	\$6,849,000	\$71,647,000
Crop Sales	\$3,614,000	\$34,531,000
Livestock Sales	\$3,235,000	\$37,116,000
Average Per Farm	\$43,077	\$109,385
Government Payments	\$1,411,000	\$9,664,000
Average Per Farm Receiving Payments	\$26,121	\$23,287

See footnotes on reverse page.

Farms with American Indian or Alaska Native Operators



2007 CENSUS OF AGRICULTURE

Blaine County – Montana Farms with American Indian or Alaska Native Operators

Selected Highlights

Item	Farms	Quantity
MARKET VALUE OF AGRICULTURAL PRODUCTS SOLD (\$1,000)		
Total value of agricultural products sold	159	6,849
Value of crops including nursery and greenhouse	28	3,614
Value of livestock, poultry, and their products	84	3,235
VALUE OF SALES BY COMMODITY GROUP (\$1,000)		
Grains, oilseeds, dry beans, and dry peas	10	3,362
Tobacco	-	-
Cotton and cottonseed	-	-
Vegetables, melons, potatoes and sweet potatoes	1	(D)
Fruits, tree nuts, and berries	1	(D)
Nursery, greenhouse, floriculture, and sod	1	(D)
Cut Christmas trees and short rotation woody crops	-	-
Other crops and hay	18	(D)
Poultry and eggs	1	(D)
Cattle and calves	69	2,983
Milk and other dairy products from cows	3	17
Hogs and pigs	-	-
Sheep, goats, and their products	-	-
Horses, ponies, mules, burros, and donkeys	18	(D)
Aquaculture	-	-
Other animals and other animal products	1	(D)
TOP CROP ITEMS (acres)		
Wheat for grain, all	10	19,649
Forage - land used for all hay and haylage, grass silage, and greenchop	57	9,221
Vegetables harvested for sale	1	(D)
Beans, snap	1	(D)
Carrots	1	(D)
TOP LIVESTOCK INVENTORY ITEMS (number)		
Cattle and calves	73	5,887
Horses and ponies	101	1,273
Bison	1	(D)
Layers	1	(D)
Broilers and other meat-type chickens	1	(D)

Operator Characteristics

Item	Quantity
Primary occupation:	
Farming	75
Other	139
Days worked off farm:	
None	76
Any	138
Years on present farm:	
2 years or less	10
3 to 4 years	10
5 to 9 years	22
10 years or more	172
Age group:	
Under 45 years	52
45 to 64 years	114
65 years and over	48
Average age (years)	53.5

Economic Characteristics

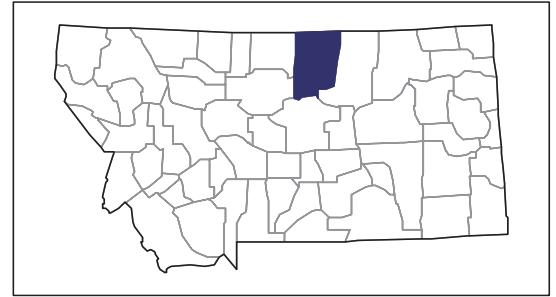
Item	Quantity
Farms by value of sales:	
Less than \$1,000	66
\$1,000 to \$2,499	11
\$2,500 to \$4,999	9
\$5,000 to \$9,999	11
\$10,000 to \$49,999	37
\$50,000 to \$99,999	12
\$100,000 to \$249,999	8
\$250,000 to \$499,999	2
\$500,000 or more	3
Total farm production expenses (\$1,000)	7,238
Average per farm (\$)	45,525
Net cash farm income of operation (\$1,000)	1,864
Average per farm (\$)	11,724
Value of agricultural products sold directly to individuals for human consumption (\$1,000)	(D)
Total organic product sales (\$1,000)	(D)
Total income from farm-related sources, gross before taxes and expenses (\$1,000)	843

See "Census of Agriculture, Volume 1, Geographic Area Series" for complete footnotes, explanations, definitions, and methodology.

(D) Cannot be disclosed. (Z) Less than half of the unit shown.

¹ Data were collected for a maximum of three operators per farm. ² Operators reporting selected race alone or in combination with other races.

2007 CENSUS OF AGRICULTURE



Blaine County – Montana

Farms with Asian Operators Compared with All Farms

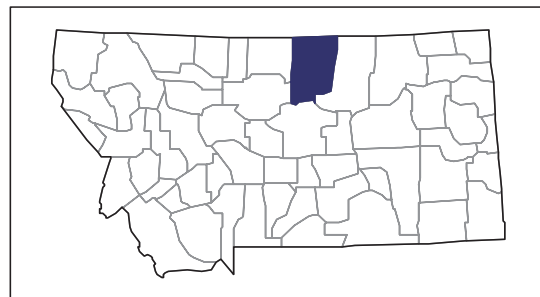
Data are not available at this geographic level for farms with Asian operators.



United States Department of Agriculture
National Agricultural Statistics Service

www.agcensus.usda.gov

2007 CENSUS OF AGRICULTURE



Blaine County – Montana

Farms with Black or African American Operators Compared with All Farms

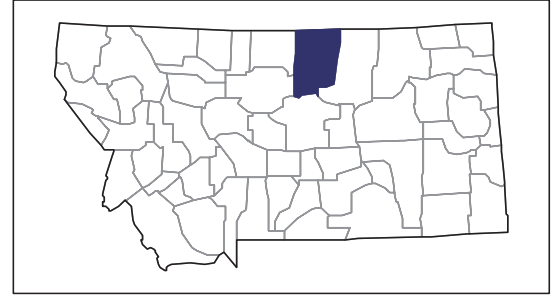
Data are not available at this geographic level for farms with Black or African American operators.



United States Department of Agriculture
National Agricultural Statistics Service

www.agcensus.usda.gov

2007 CENSUS OF AGRICULTURE



Blaine County – Montana

Farms with Native Hawaiian or Other Pacific Islander Operators Compared with All Farms

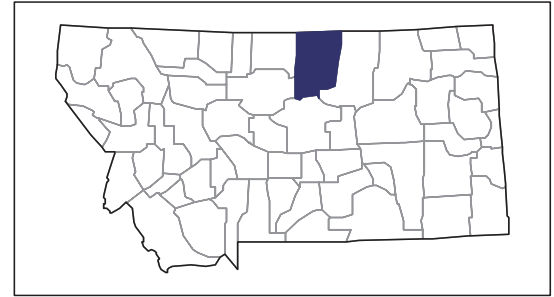
Data are not available at this geographic level for farms with Native Hawaiian or Other Pacific Islander operators.



United States Department of Agriculture
National Agricultural Statistics Service

www.agcensus.usda.gov

2007 CENSUS OF AGRICULTURE



Blaine County – Montana

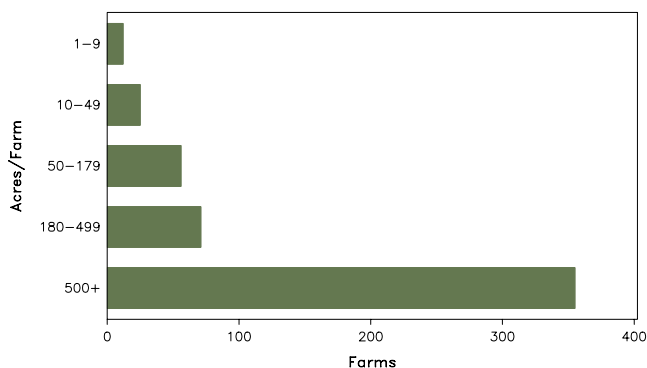
Farms with White Operators Compared with All Farms

	White Operators ²	All Farms
Number of Farm Operators ¹	841	1,049
Number of Farms	519	655
Land in Farms	1,952,406 acres	2,330,605 acres
Average Size of Farm	3,762 acres	3,558 acres
Market Value of Products Sold	\$67,832,000	\$71,647,000
Crop Sales	\$32,990,000	\$34,531,000
Livestock Sales	\$34,843,000	\$37,116,000
Average Per Farm	\$130,698	\$109,385
Government Payments	\$8,820,000	\$9,664,000
Average Per Farm Receiving Payments	\$23,711	\$23,287

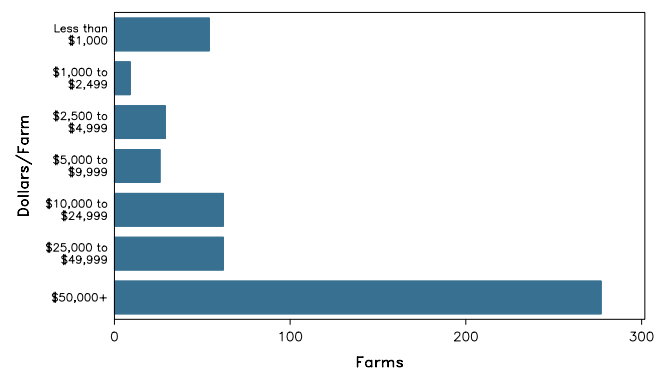
See footnotes on reverse page.

Farms with White Operators

Farms by Size



Farms by Economic Size



2007 CENSUS OF AGRICULTURE

Blaine County – Montana Farms with White Operators

Selected Highlights

Item	Farms	Quantity
MARKET VALUE OF AGRICULTURAL PRODUCTS SOLD (\$1,000)		
Total value of agricultural products sold	519	67,832
Value of crops including nursery and greenhouse	250	32,990
Value of livestock, poultry, and their products	270	34,843
VALUE OF SALES BY COMMODITY GROUP (\$1,000)		
Grains, oilseeds, dry beans, and dry peas	174	28,557
Tobacco	-	-
Cotton and cottonseed	-	-
Vegetables, melons, potatoes and sweet potatoes	2	(D)
Fruits, tree nuts, and berries	1	(D)
Nursery, greenhouse, floriculture, and sod	1	(D)
Cut Christmas trees and short rotation woody crops	-	-
Other crops and hay	132	(D)
Poultry and eggs	15	(D)
Cattle and calves	242	30,428
Milk and other dairy products from cows	11	477
Hogs and pigs	9	(D)
Sheep, goats, and their products	42	1,315
Horses, ponies, mules, burros, and donkeys	27	(D)
Aquaculture	-	-
Other animals and other animal products	6	(D)
TOP CROP ITEMS (acres)		
Wheat for grain, all	167	175,970
Forage - land used for all hay and haylage, grass silage, and greenchop	256	76,305
Barley for grain	72	16,681
Field and grass seed crops, all	5	1,091
Dry edible peas	4	615
TOP LIVESTOCK INVENTORY ITEMS (number)		
Cattle and calves	254	74,880
Layers	20	(D)
Sheep and lambs	40	7,311
Hogs and pigs	7	(D)
Colonies of bees	2	(D)

Operator Characteristics

Item	Quantity
Primary occupation:	
Farming	501
Other	340
Days worked off farm:	
None	340
Any	501
Years on present farm:	
2 years or less	35
3 to 4 years	39
5 to 9 years	137
10 years or more	630
Age group:	
Under 45 years	223
45 to 64 years	429
65 years and over	189
Average age (years)	53.2

Economic Characteristics

Item	Quantity
Farms by value of sales:	
Less than \$1,000	148
\$1,000 to \$2,499	10
\$2,500 to \$4,999	18
\$5,000 to \$9,999	16
\$10,000 to \$49,999	78
\$50,000 to \$99,999	59
\$100,000 to \$249,999	108
\$250,000 to \$499,999	54
\$500,000 or more	28
Total farm production expenses (\$1,000)	55,128
Average per farm (\$)	106,220
Net cash farm income of operation (\$1,000)	26,927
Average per farm (\$)	51,883
Value of agricultural products sold directly to individuals for human consumption (\$1,000)	(D)
Total organic product sales (\$1,000)	(D)
Total income from farm-related sources, gross before taxes and expenses (\$1,000)	5,403

See "Census of Agriculture, Volume 1, Geographic Area Series" for complete footnotes, explanations, definitions, and methodology.

(D) Cannot be disclosed. (Z) Less than half of the unit shown.

¹ Data were collected for a maximum of three operators per farm. ² Operators reporting selected race alone or in combination with other races.