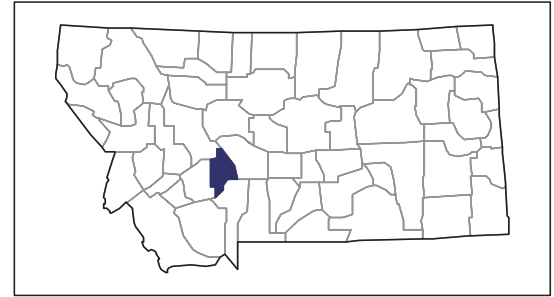


# 2007 CENSUS OF AGRICULTURE



## Broadwater County – Montana

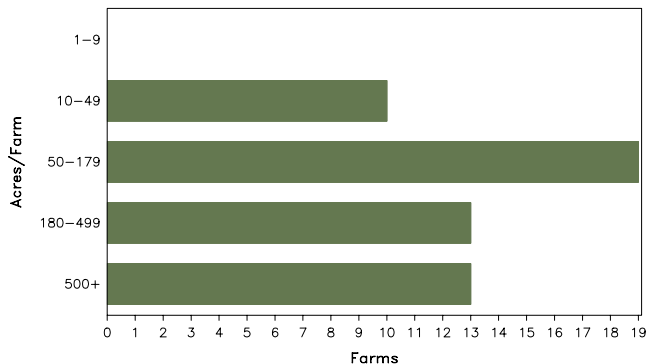
### Farms with Women Principal Operators Compared with All Farms

	Women Principal Operators	All Farms
<b>Number of Farms</b>	55	302
<b>Land in Farms</b>	66,729 acres	474,892 acres
<b>Average Size of Farm</b>	1,213 acres	1,572 acres
<b>Market Value of Products Sold</b>	\$1,828,000	\$25,531,000
Crop Sales	\$653,000	\$14,717,000
Livestock Sales	\$1,175,000	\$10,814,000
Average Per Farm	\$33,241	\$84,539
<b>Government Payments</b>	\$239,000	\$2,000,000
Average Per Farm Receiving Payments	\$7,711	\$13,792

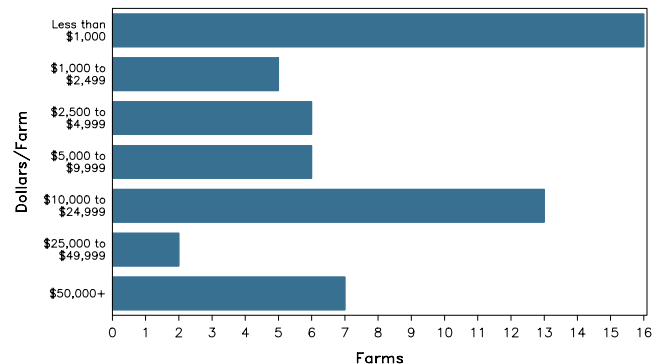
See footnotes on reverse page.

### Farms with Women Principal Operators

Farms by Size



Farms by Economic Size



# 2007 CENSUS OF AGRICULTURE

## Broadwater County – Montana Farms with Women Principal Operators

### Selected Highlights

Item	Farms	Quantity
<b>MARKET VALUE OF AGRICULTURAL PRODUCTS SOLD (\$1,000)</b>		
Total value of agricultural products sold	55	1,828
Value of crops including nursery and greenhouse	14	653
Value of livestock, poultry, and their products	19	1,175
<b>VALUE OF SALES BY COMMODITY GROUP (\$1,000)</b>		
Grains, oilseeds, dry beans, and dry peas	4	(D)
Tobacco	-	-
Cotton and cottonseed	-	-
Vegetables, melons, potatoes and sweet potatoes	-	-
Fruits, tree nuts, and berries	2	(D)
Nursery, greenhouse, floriculture, and sod	-	-
Cut Christmas trees and short rotation woody crops	-	-
Other crops and hay	12	(D)
Poultry and eggs	6	2
Cattle and calves	14	(D)
Milk and other dairy products from cows	-	-
Hogs and pigs	-	-
Sheep, goats, and their products	2	(D)
Horses, ponies, mules, burros, and donkeys	2	(D)
Aquaculture	-	-
Other animals and other animal products	1	(D)
<b>TOP CROP ITEMS (acres)</b>		
Forage - land used for all hay and haylage, grass silage, and greenchop	19	2,159
Wheat for grain, all	3	(D)
Barley for grain	1	(D)
Oats for grain	1	(D)
Apples	2	(D)
<b>TOP LIVESTOCK INVENTORY ITEMS (number)</b>		
Sheep and lambs	1	(D)
Cattle and calves	20	764
Horses and ponies	23	138
Layers	7	121
Geese	4	(D)

### Operator Characteristics

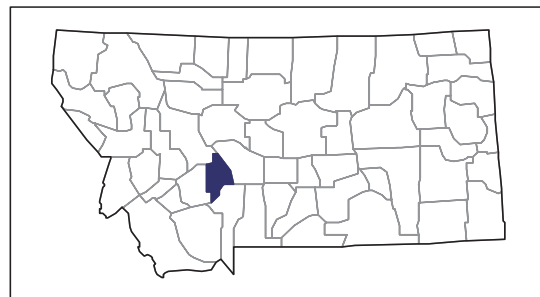
Item	Quantity
Primary occupation:	
Farming	32
Other	23
Days worked off farm:	
None	19
Any	36
Years on present farm:	
2 years or less	-
3 to 4 years	4
5 to 9 years	9
10 years or more	42
Age group:	
Under 45 years	7
45 to 64 years	29
65 years and over	19
Average age of principal operator (years)	60.7

### Economic Characteristics

Item	Quantity
Farms by value of sales:	
Less than \$1,000	32
\$1,000 to \$2,499	5
\$2,500 to \$4,999	2
\$5,000 to \$9,999	4
\$10,000 to \$49,999	5
\$50,000 to \$99,999	4
\$100,000 to \$249,999	-
\$250,000 to \$499,999	2
\$500,000 or more	1
Total farm production expenses (\$1,000)	1,343
Average per farm (\$)	24,416
Net cash farm income of operation (\$1,000)	908
Average per farm (\$)	16,518
Value of agricultural products sold directly to individuals for human consumption (\$1,000)	-
Total organic product sales (\$1,000)	-
Total income from farm-related sources, gross before taxes and expenses (\$1,000)	184

See "Census of Agriculture, Volume 1, Geographic Area Series" for complete footnotes, explanations, definitions, and methodology.  
(D) Cannot be disclosed. (Z) Less than half of the unit shown.

# 2007 CENSUS OF AGRICULTURE



## Broadwater County – Montana

### Farms with Spanish, Hispanic, or Latino Operators Compared with All Farms

Data are not available at this geographic level for farms with Spanish, Hispanic, or Latino operators.

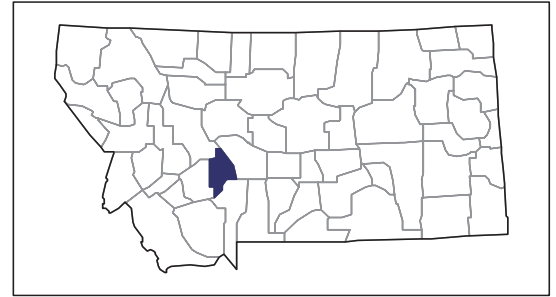


United States Department of Agriculture  
National Agricultural Statistics Service

[www.agcensus.usda.gov](http://www.agcensus.usda.gov)



# 2007 CENSUS OF AGRICULTURE



## Broadwater County – Montana

### Farms with American Indian or Alaska Native Operators Compared with All Farms

Data are not available at this geographic level for farms with American Indian or Alaska Native operators.

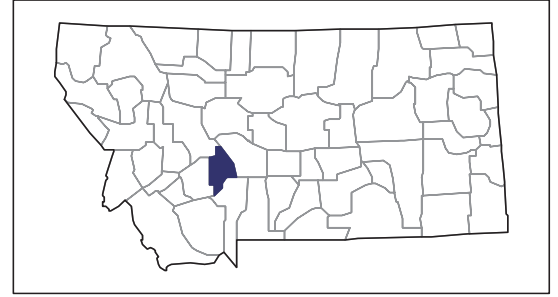


United States Department of Agriculture  
National Agricultural Statistics Service

[www.agcensus.usda.gov](http://www.agcensus.usda.gov)



# 2007 CENSUS OF AGRICULTURE



## Broadwater County – Montana

### Farms with Asian Operators Compared with All Farms

Data are not available at this geographic level for farms with Asian operators.



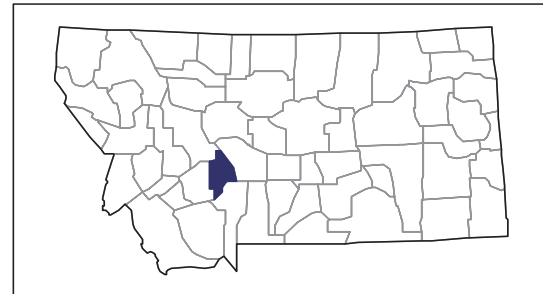
United States Department of Agriculture  
National Agricultural Statistics Service

[www.agcensus.usda.gov](http://www.agcensus.usda.gov)





# 2007 CENSUS OF AGRICULTURE



## Broadwater County – Montana

### Farms with Black or African American Operators Compared with All Farms

Data are not available at this geographic level for farms with Black or African American operators.

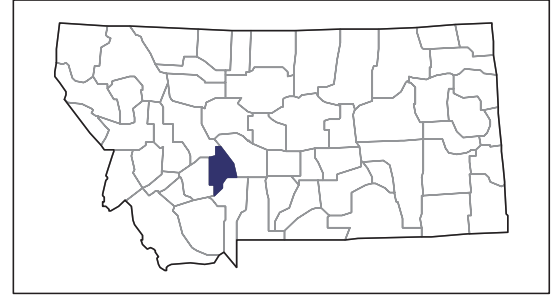


United States Department of Agriculture  
National Agricultural Statistics Service

[www.agcensus.usda.gov](http://www.agcensus.usda.gov)



# 2007 CENSUS OF AGRICULTURE



## Broadwater County – Montana

### Farms with Native Hawaiian or Other Pacific Islander Operators Compared with All Farms

Data are not available at this geographic level for farms with Native Hawaiian or Other Pacific Islander operators.

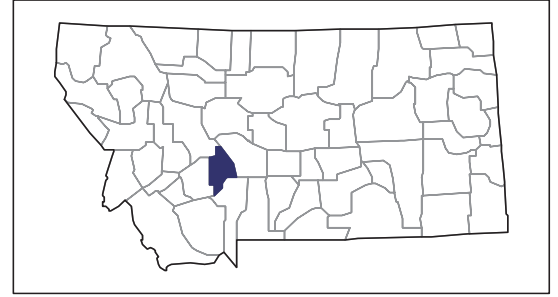


United States Department of Agriculture  
National Agricultural Statistics Service

[www.agcensus.usda.gov](http://www.agcensus.usda.gov)



# 2007 CENSUS OF AGRICULTURE



## Broadwater County – Montana

### Farms with White Operators Compared with All Farms

Data are not available at this geographic level for farms with White operators.



United States Department of Agriculture  
National Agricultural Statistics Service

[www.agcensus.usda.gov](http://www.agcensus.usda.gov)

