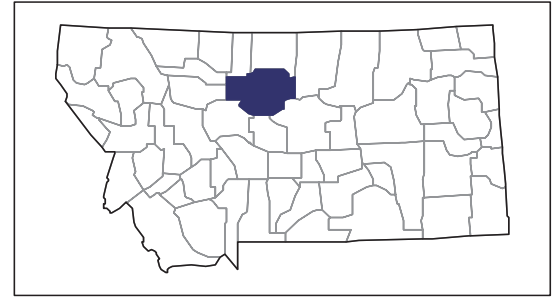


2007 CENSUS OF AGRICULTURE



Chouteau County – Montana

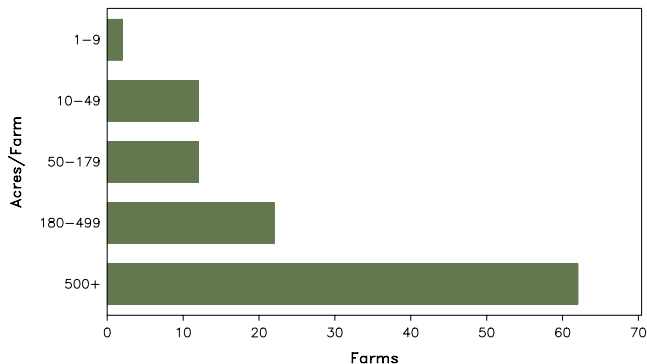
Farms with Women Principal Operators Compared with All Farms

	Women Principal Operators	All Farms
Number of Farms	110	849
Land in Farms	179,472 acres	2,277,842 acres
Average Size of Farm	1,632 acres	2,683 acres
Market Value of Products Sold	\$9,609,000	\$147,243,000
Crop Sales	\$8,157,000	\$123,716,000
Livestock Sales	\$1,453,000	\$23,527,000
Average Per Farm	\$87,358	\$173,432
Government Payments	\$2,302,000	\$19,766,000
Average Per Farm Receiving Payments	\$27,087	\$27,918

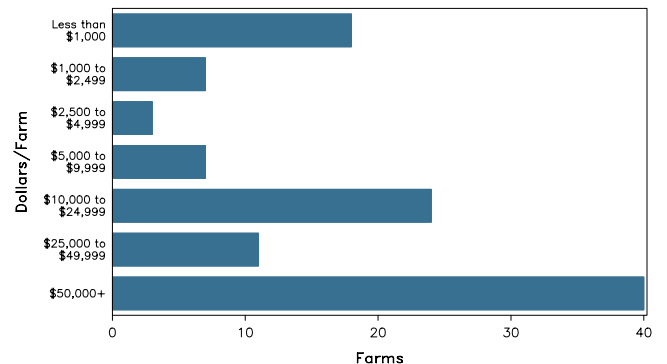
See footnotes on reverse page.

Farms with Women Principal Operators

Farms by Size



Farms by Economic Size



2007 CENSUS OF AGRICULTURE

Chouteau County – Montana Farms with Women Principal Operators

Selected Highlights

Item	Farms	Quantity
MARKET VALUE OF AGRICULTURAL PRODUCTS SOLD (\$1,000)		
Total value of agricultural products sold	110	9,609
Value of crops including nursery and greenhouse	38	8,157
Value of livestock, poultry, and their products	20	1,453
VALUE OF SALES BY COMMODITY GROUP (\$1,000)		
Grains, oilseeds, dry beans, and dry peas	35	(D)
Tobacco	-	-
Cotton and cottonseed	-	-
Vegetables, melons, potatoes and sweet potatoes	-	-
Fruits, tree nuts, and berries	-	-
Nursery, greenhouse, floriculture, and sod	-	-
Cut Christmas trees and short rotation woody crops	-	-
Other crops and hay	9	(D)
Poultry and eggs	-	-
Cattle and calves	17	(D)
Milk and other dairy products from cows	1	(D)
Hogs and pigs	-	-
Sheep, goats, and their products	4	(D)
Horses, ponies, mules, burros, and donkeys	3	(D)
Aquaculture	-	-
Other animals and other animal products	-	-
TOP CROP ITEMS (acres)		
Wheat for grain, all	33	35,954
Forage - land used for all hay and haylage, grass silage, and greenchop	15	3,643
Barley for grain	5	920
TOP LIVESTOCK INVENTORY ITEMS (number)		
Cattle and calves	20	4,556
Sheep and lambs	5	(D)
Horses and ponies	10	120
Llamas	2	(D)
Layers	1	(D)

Operator Characteristics

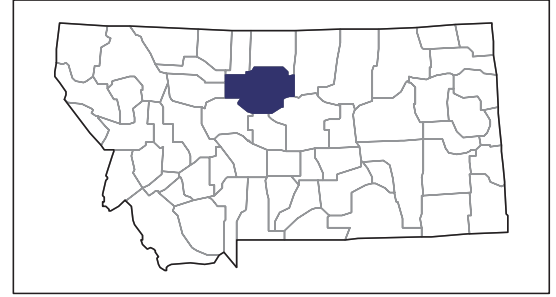
Item	Quantity
Primary occupation:	
Farming	41
Other	69
Days worked off farm:	
None	66
Any	44
Years on present farm:	
2 years or less	4
3 to 4 years	3
5 to 9 years	14
10 years or more	89
Age group:	
Under 45 years	8
45 to 64 years	37
65 years and over	65
Average age of principal operator (years)	66.1

Economic Characteristics

Item	Quantity
Farms by value of sales:	
Less than \$1,000	66
\$1,000 to \$2,499	3
\$2,500 to \$4,999	1
\$5,000 to \$9,999	-
\$10,000 to \$49,999	7
\$50,000 to \$99,999	6
\$100,000 to \$249,999	11
\$250,000 to \$499,999	14
\$500,000 or more	2
Total farm production expenses (\$1,000)	9,774
Average per farm (\$)	88,858
Net cash farm income of operation (\$1,000)	4,078
Average per farm (\$)	37,070
Value of agricultural products sold directly to individuals for human consumption (\$1,000)	-
Total organic product sales (\$1,000)	-
Total income from farm-related sources, gross before taxes and expenses (\$1,000)	1,940

See "Census of Agriculture, Volume 1, Geographic Area Series" for complete footnotes, explanations, definitions, and methodology.
(D) Cannot be disclosed. (Z) Less than half of the unit shown.

2007 CENSUS OF AGRICULTURE



Chouteau County – Montana

Farms with Spanish, Hispanic, or Latino Operators Compared with All Farms

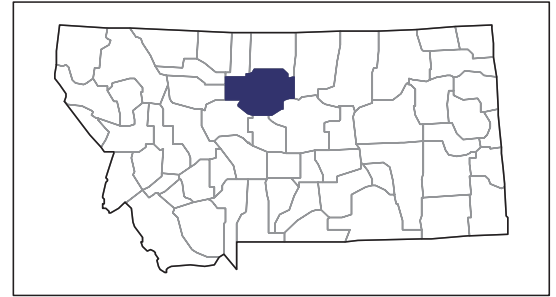
Data are not available at this geographic level for farms with Spanish, Hispanic, or Latino operators.



United States Department of Agriculture
National Agricultural Statistics Service

www.agcensus.usda.gov

2007 CENSUS OF AGRICULTURE



Chouteau County – Montana

Farms with American Indian or Alaska Native Operators Compared with All Farms

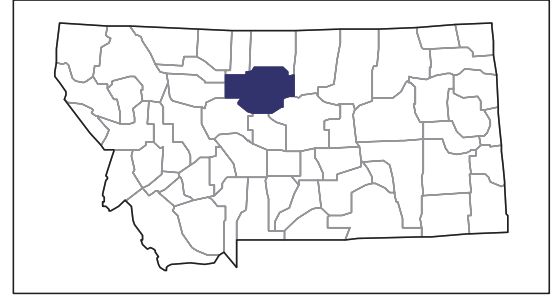
Data are not available at this geographic level for farms with American Indian or Alaska Native operators.



United States Department of Agriculture
National Agricultural Statistics Service

www.agcensus.usda.gov

2007 CENSUS *OF* AGRICULTURE



Chouteau County – Montana

**Farms with Asian Operators
Compared with All Farms**

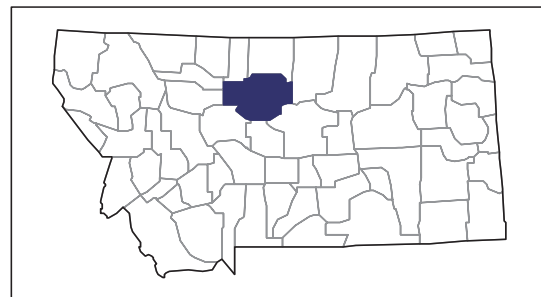
Data are not available at this geographic level for farms with Asian operators.



United States Department of Agriculture
National Agricultural Statistics Service

www.agcensus.usda.gov

2007 CENSUS OF AGRICULTURE



Chouteau County – Montana

Farms with Black or African American Operators Compared with All Farms

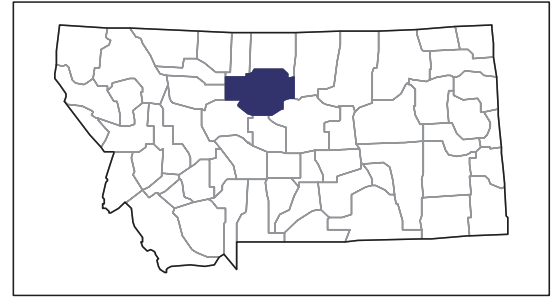
Data are not available at this geographic level for farms with Black or African American operators.



United States Department of Agriculture
National Agricultural Statistics Service

www.agcensus.usda.gov

2007 CENSUS OF AGRICULTURE



Chouteau County – Montana

Farms with Native Hawaiian or Other Pacific Islander Operators Compared with All Farms

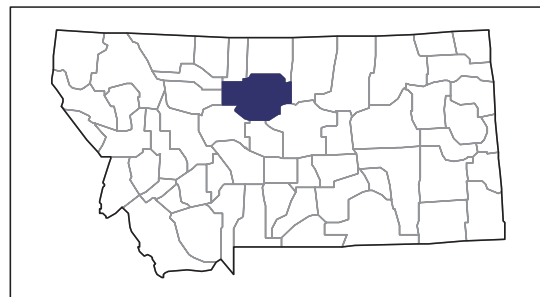
Data are not available at this geographic level for farms with Native Hawaiian or Other Pacific Islander operators.



United States Department of Agriculture
National Agricultural Statistics Service

www.agcensus.usda.gov

2007 CENSUS OF AGRICULTURE



Chouteau County – Montana

Farms with White Operators Compared with All Farms

Data are not available at this geographic level for farms with White operators.



United States Department of Agriculture
National Agricultural Statistics Service

www.agcensus.usda.gov

