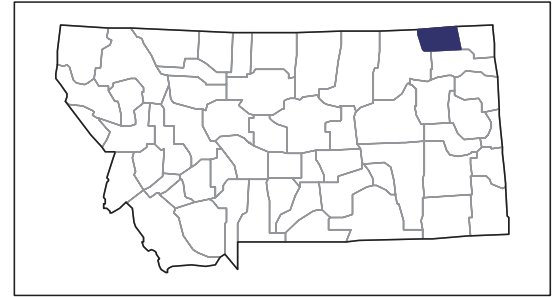


2007 CENSUS OF AGRICULTURE



Daniels County – Montana

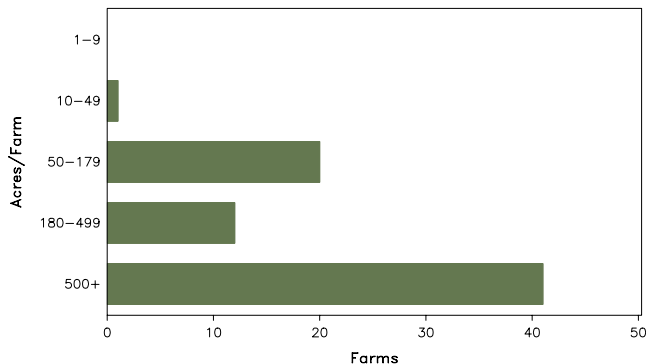
Farms with Women Principal Operators Compared with All Farms

	Women Principal Operators	All Farms
Number of Farms	74	397
Land in Farms	59,061 acres	860,238 acres
Average Size of Farm	798 acres	2,167 acres
Market Value of Products Sold	\$996,000	\$51,125,000
Crop Sales	\$324,000	\$40,863,000
Livestock Sales	\$672,000	\$10,263,000
Average Per Farm	\$13,462	\$128,779
Government Payments	\$900,000	\$7,732,000
Average Per Farm Receiving Payments	\$14,292	\$21,967

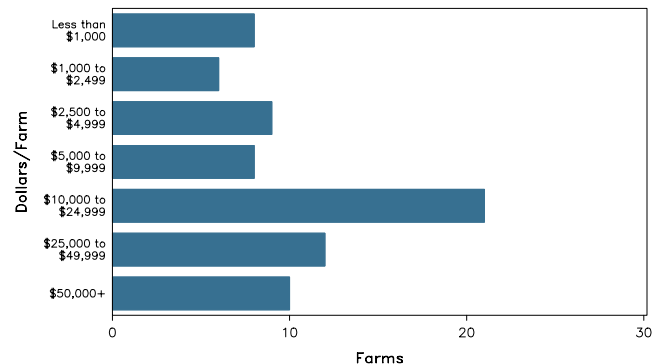
See footnotes on reverse page.

Farms with Women Principal Operators

Farms by Size



Farms by Economic Size



2007 CENSUS OF AGRICULTURE

Daniels County – Montana Farms with Women Principal Operators

Selected Highlights

Item	Farms	Quantity
MARKET VALUE OF AGRICULTURAL PRODUCTS SOLD (\$1,000)		
Total value of agricultural products sold	74	996
Value of crops including nursery and greenhouse	12	324
Value of livestock, poultry, and their products	15	672
VALUE OF SALES BY COMMODITY GROUP (\$1,000)		
Grains, oilseeds, dry beans, and dry peas	5	(D)
Tobacco	-	-
Cotton and cottonseed	-	-
Vegetables, melons, potatoes and sweet potatoes	-	-
Fruits, tree nuts, and berries	-	-
Nursery, greenhouse, floriculture, and sod	2	(D)
Cut Christmas trees and short rotation woody crops	-	-
Other crops and hay	5	(D)
Poultry and eggs	1	(D)
Cattle and calves	14	(D)
Milk and other dairy products from cows	-	-
Hogs and pigs	-	-
Sheep, goats, and their products	1	(D)
Horses, ponies, mules, burros, and donkeys	-	-
Aquaculture	-	-
Other animals and other animal products	-	-
TOP CROP ITEMS (acres)		
Wheat for grain, all	5	2,967
Forage - land used for all hay and haylage, grass silage, and greenchop	10	2,627
Dry edible peas	1	(D)
TOP LIVESTOCK INVENTORY ITEMS (number)		
Cattle and calves	13	949
Goats, all	1	(D)
Horses and ponies	10	30
Broilers and other meat-type chickens	1	(D)
Layers	1	(D)

Operator Characteristics

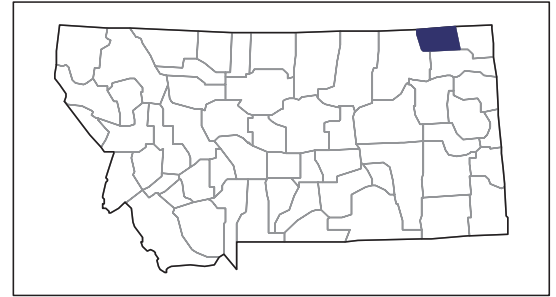
Item	Quantity
Primary occupation:	
Farming	19
Other	55
Days worked off farm:	
None	42
Any	32
Years on present farm:	
2 years or less	5
3 to 4 years	2
5 to 9 years	14
10 years or more	53
Age group:	
Under 45 years	4
45 to 64 years	25
65 years and over	45
Average age of principal operator (years)	65.8

Economic Characteristics

Item	Quantity
Farms by value of sales:	
Less than \$1,000	53
\$1,000 to \$2,499	1
\$2,500 to \$4,999	-
\$5,000 to \$9,999	2
\$10,000 to \$49,999	14
\$50,000 to \$99,999	3
\$100,000 to \$249,999	-
\$250,000 to \$499,999	1
\$500,000 or more	-
Total farm production expenses (\$1,000)	1,206
Average per farm (\$)	16,291
Net cash farm income of operation (\$1,000)	907
Average per farm (\$)	12,259
Value of agricultural products sold directly to individuals for human consumption (\$1,000)	-
Total organic product sales (\$1,000)	-
Total income from farm-related sources, gross before taxes and expenses (\$1,000)	216

See "Census of Agriculture, Volume 1, Geographic Area Series" for complete footnotes, explanations, definitions, and methodology.
(D) Cannot be disclosed. (Z) Less than half of the unit shown.

2007 CENSUS OF AGRICULTURE



Daniels County – Montana

Farms with Spanish, Hispanic, or Latino Operators Compared with All Farms

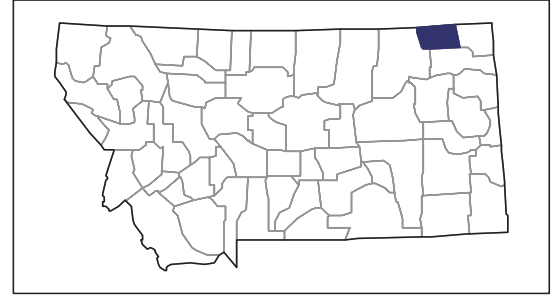
Data are not available at this geographic level for farms with Spanish, Hispanic, or Latino operators.



United States Department of Agriculture
National Agricultural Statistics Service

www.agcensus.usda.gov

2007 CENSUS OF AGRICULTURE



Daniels County – Montana

Farms with American Indian or Alaska Native Operators Compared with All Farms

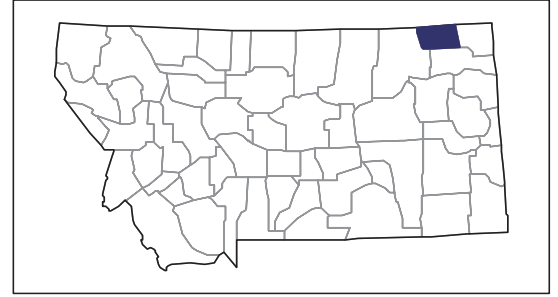
Data are not available at this geographic level for farms with American Indian or Alaska Native operators.



United States Department of Agriculture
National Agricultural Statistics Service

www.agcensus.usda.gov

2007 CENSUS OF AGRICULTURE



Daniels County – Montana

Farms with Asian Operators Compared with All Farms

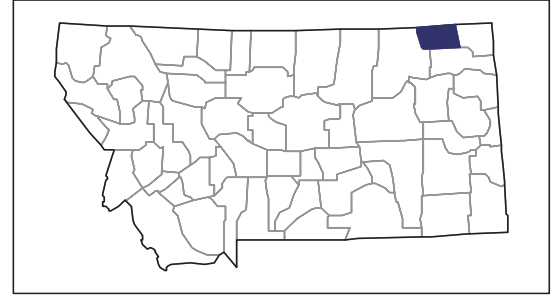
Data are not available at this geographic level for farms with Asian operators.



United States Department of Agriculture
National Agricultural Statistics Service

www.agcensus.usda.gov

2007 CENSUS OF AGRICULTURE



Daniels County – Montana

Farms with Black or African American Operators Compared with All Farms

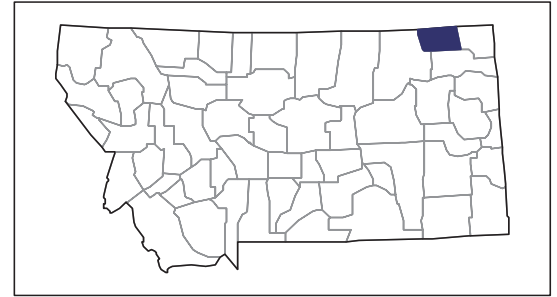
Data are not available at this geographic level for farms with Black or African American operators.



United States Department of Agriculture
National Agricultural Statistics Service

www.agcensus.usda.gov

2007 CENSUS OF AGRICULTURE



Daniels County – Montana

Farms with Native Hawaiian or Other Pacific Islander Operators Compared with All Farms

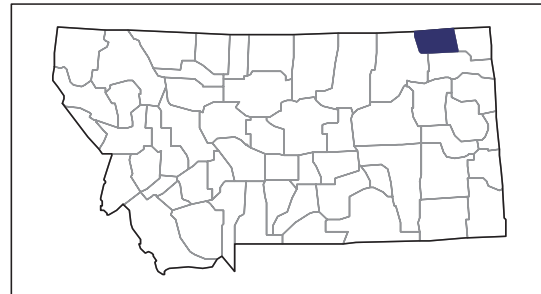
Data are not available at this geographic level for farms with Native Hawaiian or Other Pacific Islander operators.



United States Department of Agriculture
National Agricultural Statistics Service

www.agcensus.usda.gov

2007 CENSUS OF AGRICULTURE



Daniels County – Montana

Farms with White Operators Compared with All Farms

Data are not available at this geographic level for farms with White operators.



United States Department of Agriculture
National Agricultural Statistics Service

www.agcensus.usda.gov

