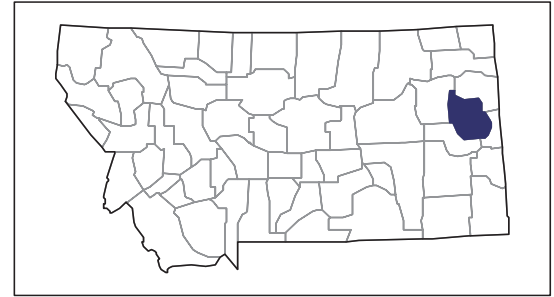


2007 CENSUS OF AGRICULTURE



Dawson County – Montana

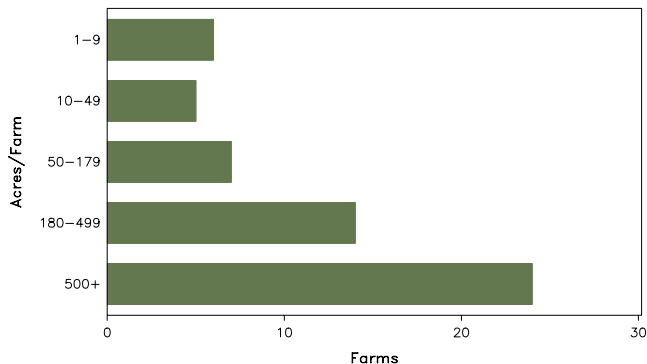
Farms with Women Principal Operators Compared with All Farms

	Women Principal Operators	All Farms
Number of Farms	56	535
Land in Farms	80,636 acres	1,378,564 acres
Average Size of Farm	1,440 acres	2,577 acres
Market Value of Products Sold	\$2,802,000	\$56,622,000
Crop Sales	\$1,468,000	\$31,735,000
Livestock Sales	\$1,334,000	\$24,887,000
Average Per Farm	\$50,032	\$105,835
Government Payments	\$423,000	\$6,290,000
Average Per Farm Receiving Payments	\$11,748	\$15,964

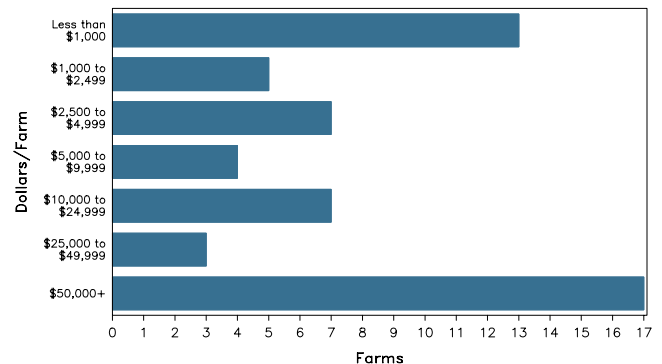
See footnotes on reverse page.

Farms with Women Principal Operators

Farms by Size



Farms by Economic Size



2007 CENSUS OF AGRICULTURE

Dawson County – Montana Farms with Women Principal Operators

Selected Highlights

Item	Farms	Quantity
MARKET VALUE OF AGRICULTURAL PRODUCTS SOLD (\$1,000)		
Total value of agricultural products sold	56	2,802
Value of crops including nursery and greenhouse	17	1,468
Value of livestock, poultry, and their products	25	1,334
VALUE OF SALES BY COMMODITY GROUP (\$1,000)		
Grains, oilseeds, dry beans, and dry peas	9	1,217
Tobacco	-	-
Cotton and cottonseed	-	-
Vegetables, melons, potatoes and sweet potatoes	-	-
Fruits, tree nuts, and berries	-	-
Nursery, greenhouse, floriculture, and sod	-	-
Cut Christmas trees and short rotation woody crops	-	-
Other crops and hay	10	251
Poultry and eggs	8	(D)
Cattle and calves	21	(D)
Milk and other dairy products from cows	1	(D)
Hogs and pigs	-	-
Sheep, goats, and their products	4	20
Horses, ponies, mules, burros, and donkeys	1	(D)
Aquaculture	-	-
Other animals and other animal products	-	-
TOP CROP ITEMS (acres)		
Wheat for grain, all	11	7,681
Forage - land used for all hay and haylage, grass silage, and greenchop	18	3,833
Barley for grain	3	601
Corn for grain	2	(D)
Dry edible beans, excluding limas	2	(D)
TOP LIVESTOCK INVENTORY ITEMS (number)		
Cattle and calves	20	2,111
Layers	8	163
Sheep and lambs	2	(D)
Horses and ponies	20	116
Goats, all	2	(D)

Operator Characteristics

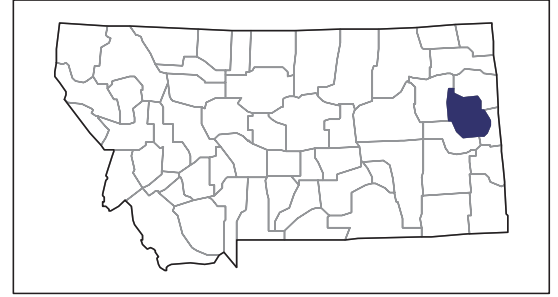
Item	Quantity
Primary occupation:	
Farming	27
Other	29
Days worked off farm:	
None	31
Any	25
Years on present farm:	
2 years or less	1
3 to 4 years	2
5 to 9 years	10
10 years or more	43
Age group:	
Under 45 years	8
45 to 64 years	28
65 years and over	20
Average age of principal operator (years)	58.3

Economic Characteristics

Item	Quantity
Farms by value of sales:	
Less than \$1,000	26
\$1,000 to \$2,499	2
\$2,500 to \$4,999	3
\$5,000 to \$9,999	1
\$10,000 to \$49,999	12
\$50,000 to \$99,999	4
\$100,000 to \$249,999	4
\$250,000 to \$499,999	3
\$500,000 or more	1
Total farm production expenses (\$1,000)	2,143
Average per farm (\$)	38,276
Net cash farm income of operation (\$1,000)	1,299
Average per farm (\$)	23,203
Value of agricultural products sold directly to individuals for human consumption (\$1,000)	(D)
Total organic product sales (\$1,000)	-
Total income from farm-related sources, gross before taxes and expenses (\$1,000)	218

See "Census of Agriculture, Volume 1, Geographic Area Series" for complete footnotes, explanations, definitions, and methodology.
(D) Cannot be disclosed. (Z) Less than half of the unit shown.

2007 CENSUS OF AGRICULTURE



Dawson County – Montana

Farms with Spanish, Hispanic, or Latino Operators Compared with All Farms

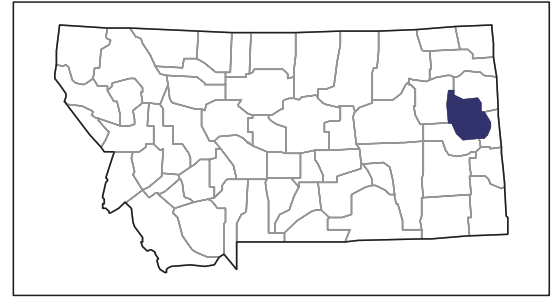
Data are not available at this geographic level for farms with Spanish, Hispanic, or Latino operators.



United States Department of Agriculture
National Agricultural Statistics Service

www.agcensus.usda.gov

2007 CENSUS OF AGRICULTURE



Dawson County – Montana

Farms with American Indian or Alaska Native Operators Compared with All Farms

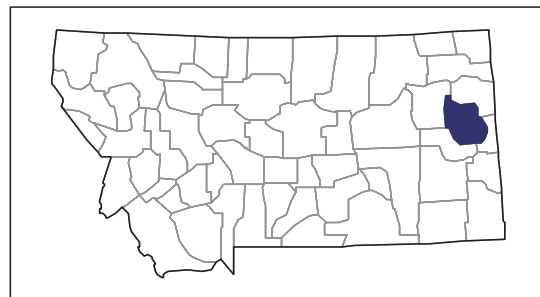
Data are not available at this geographic level for farms with American Indian or Alaska Native operators.



United States Department of Agriculture
National Agricultural Statistics Service

www.agcensus.usda.gov

2007 CENSUS OF AGRICULTURE



Dawson County – Montana

Farms with Asian Operators Compared with All Farms

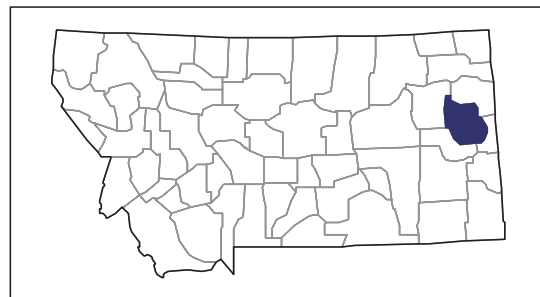
Data are not available at this geographic level for farms with Asian operators.



United States Department of Agriculture
National Agricultural Statistics Service

www.agcensus.usda.gov

2007 CENSUS OF AGRICULTURE



Dawson County – Montana

Farms with Black or African American Operators Compared with All Farms

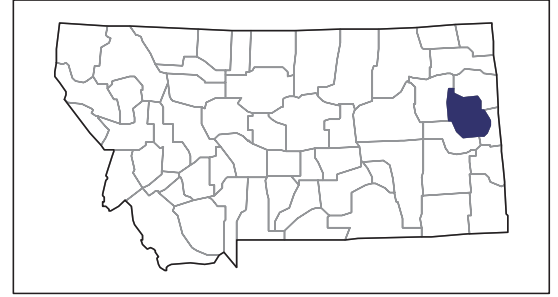
Data are not available at this geographic level for farms with Black or African American operators.



United States Department of Agriculture
National Agricultural Statistics Service

www.agcensus.usda.gov

2007 CENSUS *OF* AGRICULTURE



Dawson County – Montana

Farms with Native Hawaiian or Other Pacific Islander Operators Compared with All Farms

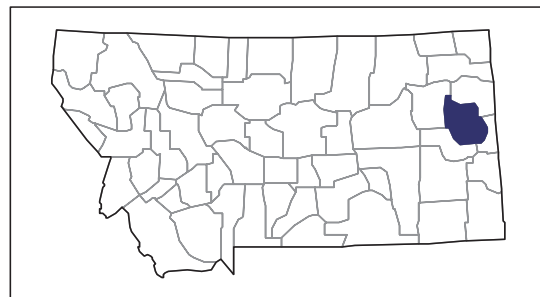
Data are not available at this geographic level for farms with Native Hawaiian or Other Pacific Islander operators.



United States Department of Agriculture
National Agricultural Statistics Service

www.agcensus.usda.gov

2007 CENSUS OF AGRICULTURE



Dawson County – Montana

Farms with White Operators Compared with All Farms

Data are not available at this geographic level for farms with White operators.



United States Department of Agriculture
National Agricultural Statistics Service

www.agcensus.usda.gov

