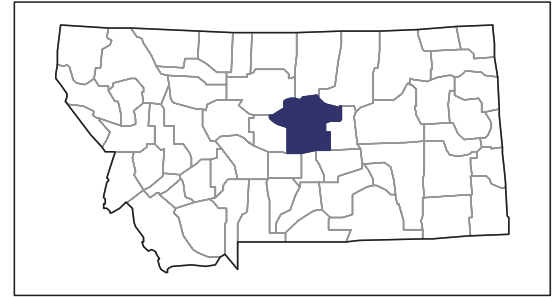


2007 CENSUS OF AGRICULTURE



Fergus County – Montana

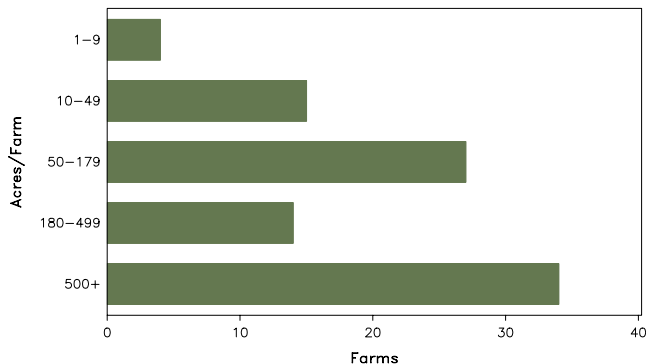
Farms with Women Principal Operators Compared with All Farms

	Women Principal Operators	All Farms
Number of Farms	94	898
Land in Farms	107,244 acres	2,446,047 acres
Average Size of Farm	1,141 acres	2,724 acres
Market Value of Products Sold	\$3,438,000	\$101,167,000
Crop Sales	\$1,104,000	\$42,013,000
Livestock Sales	\$2,334,000	\$59,154,000
Average Per Farm	\$36,571	\$112,658
Government Payments	\$157,000	\$6,187,000
Average Per Farm Receiving Payments	\$4,239	\$12,525

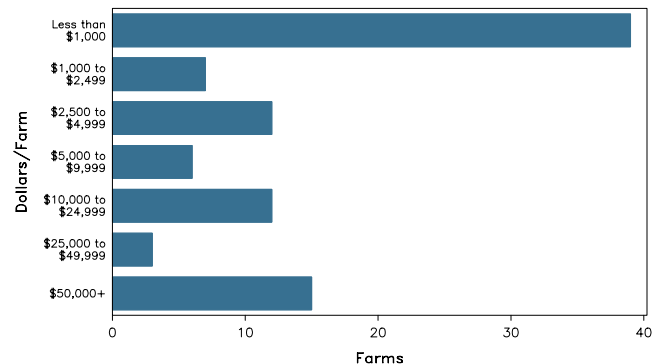
See footnotes on reverse page.

Farms with Women Principal Operators

Farms by Size



Farms by Economic Size



2007 CENSUS OF AGRICULTURE

Fergus County – Montana Farms with Women Principal Operators

Selected Highlights

Item	Farms	Quantity
MARKET VALUE OF AGRICULTURAL PRODUCTS SOLD (\$1,000)		
Total value of agricultural products sold	94	3,438
Value of crops including nursery and greenhouse	25	1,104
Value of livestock, poultry, and their products	35	2,334
VALUE OF SALES BY COMMODITY GROUP (\$1,000)		
Grains, oilseeds, dry beans, and dry peas	11	(D)
Tobacco	-	-
Cotton and cottonseed	-	-
Vegetables, melons, potatoes and sweet potatoes	-	-
Fruits, tree nuts, and berries	-	-
Nursery, greenhouse, floriculture, and sod	-	-
Cut Christmas trees and short rotation woody crops	-	-
Other crops and hay	24	(D)
Poultry and eggs	4	2
Cattle and calves	30	(D)
Milk and other dairy products from cows	1	(D)
Hogs and pigs	1	(D)
Sheep, goats, and their products	1	(D)
Horses, ponies, mules, burros, and donkeys	4	(D)
Aquaculture	1	(D)
Other animals and other animal products	2	(D)
TOP CROP ITEMS (acres)		
Forage - land used for all hay and haylage, grass silage, and greenchop	30	8,494
Wheat for grain, all	10	4,907
Barley for grain	8	816
TOP LIVESTOCK INVENTORY ITEMS (number)		
Cattle and calves	36	3,791
Horses and ponies	34	209
Layers	5	92
Broilers and other meat-type chickens	1	(D)
Sheep and lambs	1	(D)

Operator Characteristics

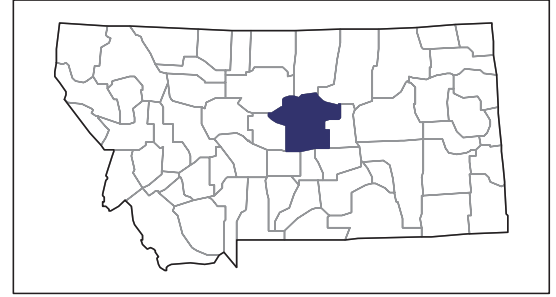
Item	Quantity
Primary occupation:	
Farming	29
Other	65
Days worked off farm:	
None	45
Any	49
Years on present farm:	
2 years or less	3
3 to 4 years	3
5 to 9 years	17
10 years or more	71
Age group:	
Under 45 years	14
45 to 64 years	46
65 years and over	34
Average age of principal operator (years)	61.4

Economic Characteristics

Item	Quantity
Farms by value of sales:	
Less than \$1,000	52
\$1,000 to \$2,499	3
\$2,500 to \$4,999	5
\$5,000 to \$9,999	9
\$10,000 to \$49,999	10
\$50,000 to \$99,999	6
\$100,000 to \$249,999	4
\$250,000 to \$499,999	5
\$500,000 or more	-
Total farm production expenses (\$1,000)	2,840
Average per farm (\$)	30,208
Net cash farm income of operation (\$1,000)	942
Average per farm (\$)	10,018
Value of agricultural products sold directly to individuals for human consumption (\$1,000)	5
Total organic product sales (\$1,000)	-
Total income from farm-related sources, gross before taxes and expenses (\$1,000)	187

See "Census of Agriculture, Volume 1, Geographic Area Series" for complete footnotes, explanations, definitions, and methodology.
(D) Cannot be disclosed. (Z) Less than half of the unit shown.

2007 CENSUS OF AGRICULTURE



Fergus County – Montana

Farms with Spanish, Hispanic, or Latino Operators Compared with All Farms

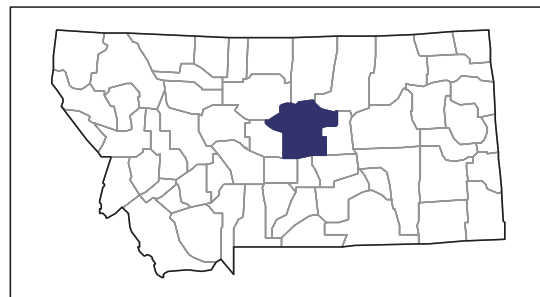
Data are not available at this geographic level for farms with Spanish, Hispanic, or Latino operators.



United States Department of Agriculture
National Agricultural Statistics Service

www.agcensus.usda.gov

2007 CENSUS OF AGRICULTURE



Fergus County – Montana

Farms with American Indian or Alaska Native Operators Compared with All Farms

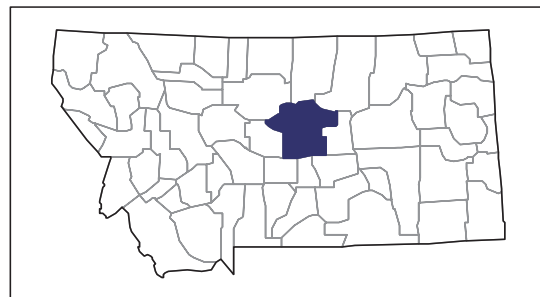
Data are not available at this geographic level for farms with American Indian or Alaska Native operators.



United States Department of Agriculture
National Agricultural Statistics Service

www.agcensus.usda.gov

2007 CENSUS OF AGRICULTURE



Fergus County – Montana

Farms with Asian Operators Compared with All Farms

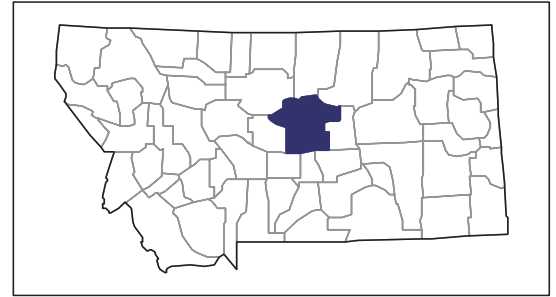
Data are not available at this geographic level for farms with Asian operators.



United States Department of Agriculture
National Agricultural Statistics Service

www.agcensus.usda.gov

2007 CENSUS OF AGRICULTURE



Fergus County – Montana

Farms with Black or African American Operators Compared with All Farms

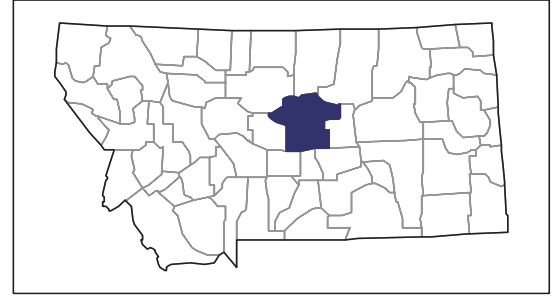
Data are not available at this geographic level for farms with Black or African American operators.



United States Department of Agriculture
National Agricultural Statistics Service

www.agcensus.usda.gov

2007 CENSUS OF AGRICULTURE



Fergus County – Montana

Farms with Native Hawaiian or Other Pacific Islander Operators Compared with All Farms

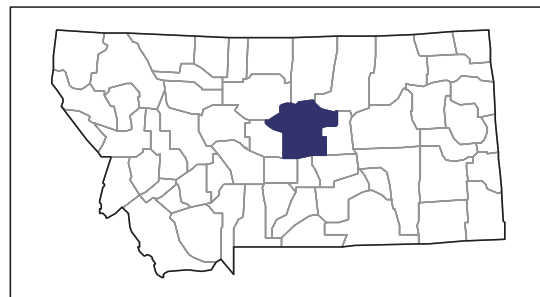
Data are not available at this geographic level for farms with Native Hawaiian or Other Pacific Islander operators.



United States Department of Agriculture
National Agricultural Statistics Service

www.agcensus.usda.gov

2007 CENSUS OF AGRICULTURE



Fergus County – Montana

Farms with White Operators Compared with All Farms

Data are not available at this geographic level for farms with White operators.



United States Department of Agriculture
National Agricultural Statistics Service

www.agcensus.usda.gov

