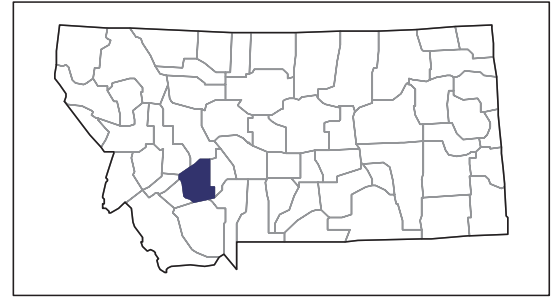


# 2007 CENSUS OF AGRICULTURE



## Jefferson County – Montana

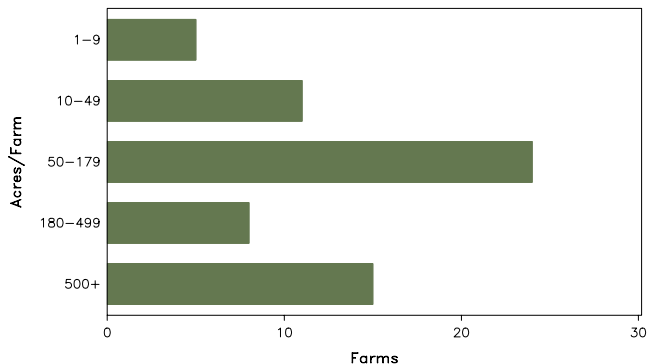
### Farms with Women Principal Operators Compared with All Farms

	Women Principal Operators	All Farms
<b>Number of Farms</b>	63	370
<b>Land in Farms</b>	22,598 acres	391,248 acres
<b>Average Size of Farm</b>	359 acres	1,057 acres
<b>Market Value of Products Sold</b>	\$429,000	\$13,704,000
Crop Sales	\$113,000	\$1,814,000
Livestock Sales	\$316,000	\$11,889,000
Average Per Farm	\$6,805	\$37,037
<b>Government Payments</b>	\$98,000	\$451,000
Average Per Farm Receiving Payments	\$16,336	\$10,030

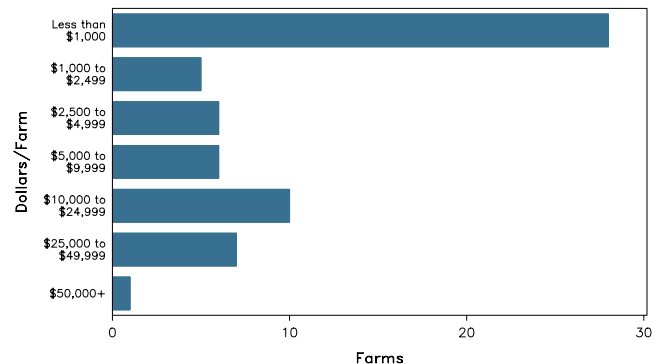
See footnotes on reverse page.

### Farms with Women Principal Operators

Farms by Size



Farms by Economic Size



# 2007 CENSUS OF AGRICULTURE

## Jefferson County – Montana Farms with Women Principal Operators

### Selected Highlights

Item	Farms	Quantity
<b>MARKET VALUE OF AGRICULTURAL PRODUCTS SOLD (\$1,000)</b>		
Total value of agricultural products sold	63	429
Value of crops including nursery and greenhouse	9	113
Value of livestock, poultry, and their products	34	316
<b>VALUE OF SALES BY COMMODITY GROUP (\$1,000)</b>		
Grains, oilseeds, dry beans, and dry peas	-	-
Tobacco	-	-
Cotton and cottonseed	-	-
Vegetables, melons, potatoes and sweet potatoes	-	-
Fruits, tree nuts, and berries	-	-
Nursery, greenhouse, floriculture, and sod	1	(D)
Cut Christmas trees and short rotation woody crops	1	(D)
Other crops and hay	7	(D)
Poultry and eggs	5	2
Cattle and calves	19	249
Milk and other dairy products from cows	3	(D)
Hogs and pigs	1	(D)
Sheep, goats, and their products	4	4
Horses, ponies, mules, burros, and donkeys	8	34
Aquaculture	-	-
Other animals and other animal products	3	(D)
<b>TOP CROP ITEMS (acres)</b>		
Forage - land used for all hay and haylage, grass silage, and greenchop	13	1,119
Cut Christmas trees	1	(D)
Floriculture crops, total	1	(D)
Nursery stock	1	(D)
<b>TOP LIVESTOCK INVENTORY ITEMS (number)</b>		
Cattle and calves	18	526
Horses and ponies	38	210
Layers	6	93
Goats, all	7	67
Alpacas	3	38

### Operator Characteristics

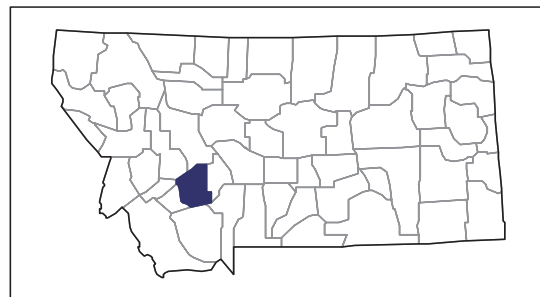
Item	Quantity
Primary occupation:	
Farming	21
Other	42
Days worked off farm:	
None	19
Any	44
Years on present farm:	
2 years or less	5
3 to 4 years	6
5 to 9 years	10
10 years or more	42
Age group:	
Under 45 years	11
45 to 64 years	38
65 years and over	14
Average age of principal operator (years)	57.4

### Economic Characteristics

Item	Quantity
Farms by value of sales:	
Less than \$1,000	32
\$1,000 to \$2,499	5
\$2,500 to \$4,999	5
\$5,000 to \$9,999	6
\$10,000 to \$49,999	14
\$50,000 to \$99,999	1
\$100,000 to \$249,999	-
\$250,000 to \$499,999	-
\$500,000 or more	-
Total farm production expenses (\$1,000)	790
Average per farm (\$)	12,544
Net cash farm income of operation (\$1,000)	-145
Average per farm (\$)	-2,305
Value of agricultural products sold directly to individuals for human consumption (\$1,000)	-
Total organic product sales (\$1,000)	-
Total income from farm-related sources, gross before taxes and expenses (\$1,000)	118

See "Census of Agriculture, Volume 1, Geographic Area Series" for complete footnotes, explanations, definitions, and methodology.  
(D) Cannot be disclosed. (Z) Less than half of the unit shown.

# 2007 CENSUS OF AGRICULTURE



## Jefferson County – Montana

### Farms with Spanish, Hispanic, or Latino Operators Compared with All Farms

Data are not available at this geographic level for farms with Spanish, Hispanic, or Latino operators.

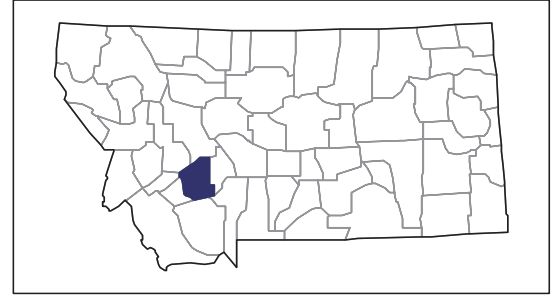


United States Department of Agriculture  
National Agricultural Statistics Service

[www.agcensus.usda.gov](http://www.agcensus.usda.gov)



# 2007 CENSUS OF AGRICULTURE



## Jefferson County – Montana

### Farms with American Indian or Alaska Native Operators Compared with All Farms

Data are not available at this geographic level for farms with American Indian or Alaska Native operators.

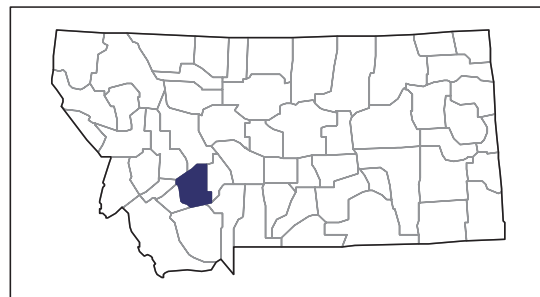


United States Department of Agriculture  
National Agricultural Statistics Service

[www.agcensus.usda.gov](http://www.agcensus.usda.gov)



# 2007 CENSUS *OF* AGRICULTURE



**Jefferson County – Montana**

**Farms with Asian Operators  
Compared with All Farms**

**Data are not available at this geographic level for farms with Asian operators.**



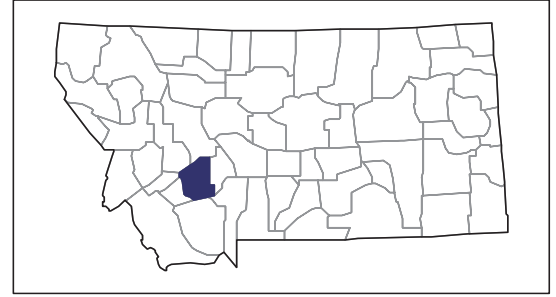
United States Department of Agriculture  
National Agricultural Statistics Service

[www.agcensus.usda.gov](http://www.agcensus.usda.gov)





# 2007 CENSUS OF AGRICULTURE



## Jefferson County – Montana

### Farms with Black or African American Operators Compared with All Farms

Data are not available at this geographic level for farms with Black or African American operators.

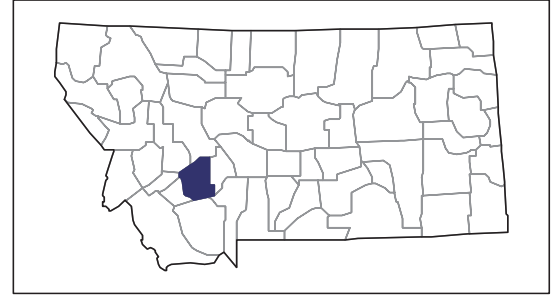


United States Department of Agriculture  
National Agricultural Statistics Service

[www.agcensus.usda.gov](http://www.agcensus.usda.gov)



# 2007 CENSUS OF AGRICULTURE



## Jefferson County – Montana

### Farms with Native Hawaiian or Other Pacific Islander Operators Compared with All Farms

Data are not available at this geographic level for farms with Native Hawaiian or Other Pacific Islander operators.

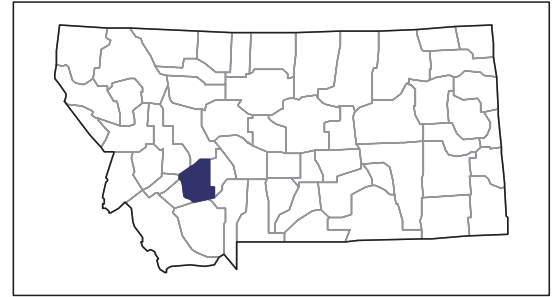


United States Department of Agriculture  
National Agricultural Statistics Service

[www.agcensus.usda.gov](http://www.agcensus.usda.gov)



# 2007 CENSUS OF AGRICULTURE



## Jefferson County – Montana

### Farms with White Operators Compared with All Farms

Data are not available at this geographic level for farms with White operators.



United States Department of Agriculture  
National Agricultural Statistics Service

[www.agcensus.usda.gov](http://www.agcensus.usda.gov)

