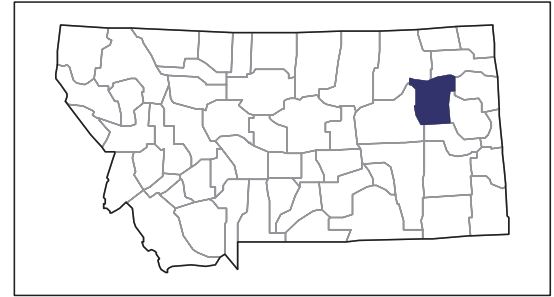


2007 CENSUS OF AGRICULTURE



McCone County – Montana

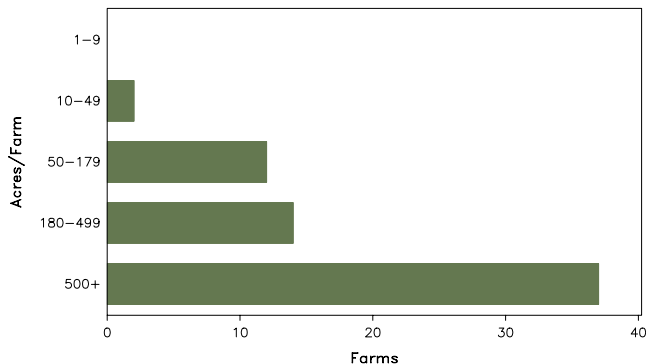
Farms with Women Principal Operators Compared with All Farms

	Women Principal Operators	All Farms
Number of Farms	65	489
Land in Farms	77,571 acres	1,506,824 acres
Average Size of Farm	1,193 acres	3,081 acres
Market Value of Products Sold	\$1,817,000	\$51,575,000
Crop Sales	\$753,000	\$32,244,000
Livestock Sales	\$1,064,000	\$19,332,000
Average Per Farm	\$27,955	\$105,470
Government Payments	\$826,000	\$7,628,000
Average Per Farm Receiving Payments	\$15,875	\$18,380

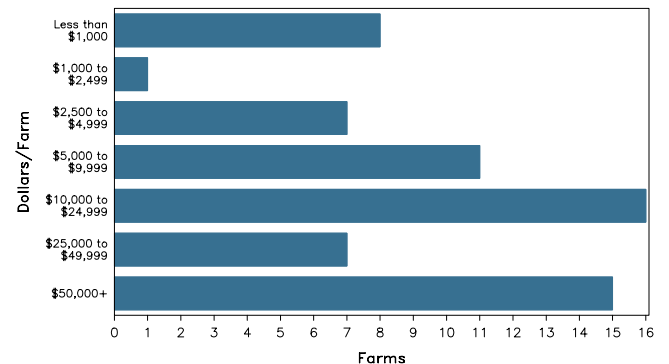
See footnotes on reverse page.

Farms with Women Principal Operators

Farms by Size



Farms by Economic Size



2007 CENSUS OF AGRICULTURE

McCone County – Montana Farms with Women Principal Operators

Selected Highlights

Item	Farms	Quantity
MARKET VALUE OF AGRICULTURAL PRODUCTS SOLD (\$1,000)		
Total value of agricultural products sold	65	1,817
Value of crops including nursery and greenhouse	13	753
Value of livestock, poultry, and their products	16	1,064
VALUE OF SALES BY COMMODITY GROUP (\$1,000)		
Grains, oilseeds, dry beans, and dry peas	9	(D)
Tobacco	-	-
Cotton and cottonseed	-	-
Vegetables, melons, potatoes and sweet potatoes	-	-
Fruits, tree nuts, and berries	-	-
Nursery, greenhouse, floriculture, and sod	-	-
Cut Christmas trees and short rotation woody crops	-	-
Other crops and hay	5	(D)
Poultry and eggs	1	(D)
Cattle and calves	14	(D)
Milk and other dairy products from cows	-	-
Hogs and pigs	1	(D)
Sheep, goats, and their products	1	(D)
Horses, ponies, mules, burros, and donkeys	1	(D)
Aquaculture	-	-
Other animals and other animal products	1	(D)
TOP CROP ITEMS (acres)		
Wheat for grain, all	9	6,979
Forage - land used for all hay and haylage, grass silage, and greenchop	11	1,112
Barley for grain	1	(D)
TOP LIVESTOCK INVENTORY ITEMS (number)		
Broilers and other meat-type chickens	1	(D)
Cattle and calves	9	990
Quail	1	(D)
Layers	1	(D)
Horses and ponies	10	57

Operator Characteristics

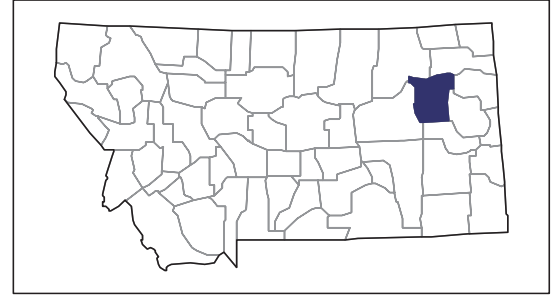
Item	Quantity
Primary occupation:	
Farming	32
Other	33
Days worked off farm:	
None	34
Any	31
Years on present farm:	
2 years or less	1
3 to 4 years	2
5 to 9 years	9
10 years or more	53
Age group:	
Under 45 years	10
45 to 64 years	31
65 years and over	24
Average age of principal operator (years)	60.3

Economic Characteristics

Item	Quantity
Farms by value of sales:	
Less than \$1,000	42
\$1,000 to \$2,499	-
\$2,500 to \$4,999	1
\$5,000 to \$9,999	2
\$10,000 to \$49,999	5
\$50,000 to \$99,999	7
\$100,000 to \$249,999	8
\$250,000 to \$499,999	-
\$500,000 or more	-
Total farm production expenses (\$1,000)	1,640
Average per farm (\$)	25,237
Net cash farm income of operation (\$1,000)	1,278
Average per farm (\$)	19,669
Value of agricultural products sold directly to individuals for human consumption (\$1,000)	(D)
Total organic product sales (\$1,000)	(D)
Total income from farm-related sources, gross before taxes and expenses (\$1,000)	276

See "Census of Agriculture, Volume 1, Geographic Area Series" for complete footnotes, explanations, definitions, and methodology.
(D) Cannot be disclosed. (Z) Less than half of the unit shown.

2007 CENSUS OF AGRICULTURE



McCone County – Montana

Farms with Spanish, Hispanic, or Latino Operators Compared with All Farms

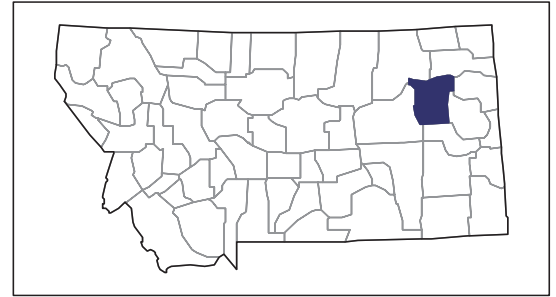
Data are not available at this geographic level for farms with Spanish, Hispanic, or Latino operators.



United States Department of Agriculture
National Agricultural Statistics Service

www.agcensus.usda.gov

2007 CENSUS OF AGRICULTURE



McCone County – Montana

Farms with American Indian or Alaska Native Operators Compared with All Farms

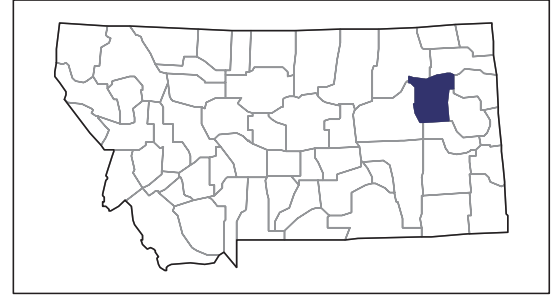
Data are not available at this geographic level for farms with American Indian or Alaska Native operators.



United States Department of Agriculture
National Agricultural Statistics Service

www.agcensus.usda.gov

2007 CENSUS OF AGRICULTURE



McCone County – Montana

Farms with Asian Operators Compared with All Farms

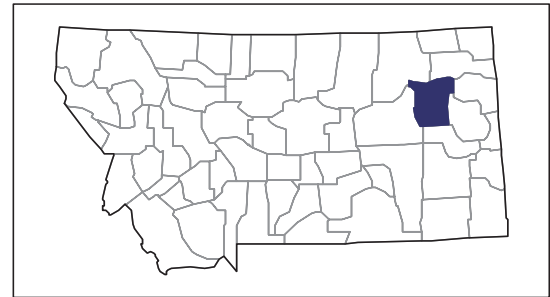
Data are not available at this geographic level for farms with Asian operators.



United States Department of Agriculture
National Agricultural Statistics Service

www.agcensus.usda.gov

2007 CENSUS OF AGRICULTURE



McCone County – Montana

Farms with Black or African American Operators Compared with All Farms

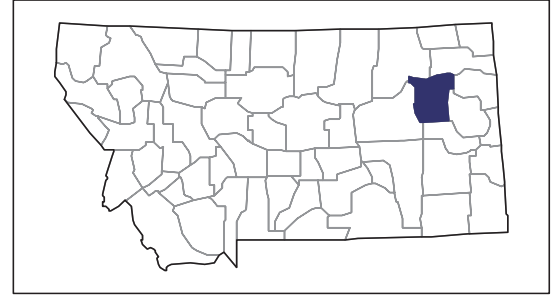
Data are not available at this geographic level for farms with Black or African American operators.



United States Department of Agriculture
National Agricultural Statistics Service

www.agcensus.usda.gov

2007 CENSUS *OF* AGRICULTURE



McCone County – Montana

Farms with Native Hawaiian or Other Pacific Islander Operators Compared with All Farms

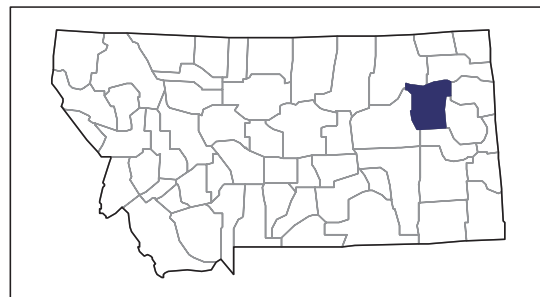
Data are not available at this geographic level for farms with Native Hawaiian or Other Pacific Islander operators.



United States Department of Agriculture
National Agricultural Statistics Service

www.agcensus.usda.gov

2007 CENSUS OF AGRICULTURE



McCone County – Montana

Farms with White Operators Compared with All Farms

Data are not available at this geographic level for farms with White operators.



United States Department of Agriculture
National Agricultural Statistics Service

www.agcensus.usda.gov

