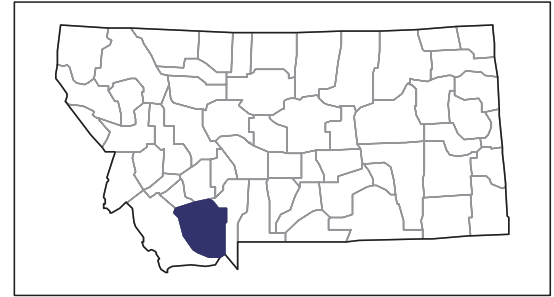


2007 CENSUS OF AGRICULTURE



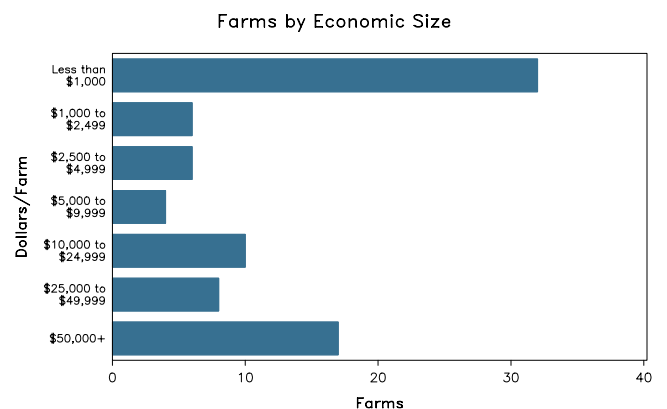
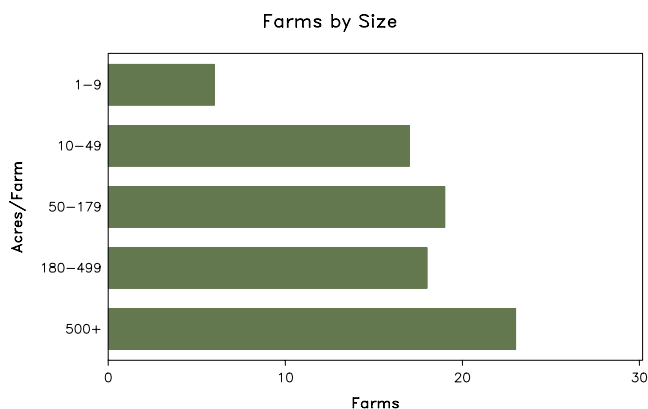
Madison County – Montana

Farms with Women Principal Operators Compared with All Farms

	Women Principal Operators	All Farms
Number of Farms	83	585
Land in Farms	87,419 acres	1,060,883 acres
Average Size of Farm	1,053 acres	1,813 acres
Market Value of Products Sold	\$5,809,000	\$53,187,000
Crop Sales	\$1,549,000	\$13,533,000
Livestock Sales	\$4,259,000	\$39,654,000
Average Per Farm	\$69,988	\$90,917
Government Payments	\$85,000	\$743,000
Average Per Farm Receiving Payments	\$6,504	\$8,256

See footnotes on reverse page.

Farms with Women Principal Operators



2007 CENSUS OF AGRICULTURE

Madison County – Montana Farms with Women Principal Operators

Selected Highlights

Item	Farms	Quantity
MARKET VALUE OF AGRICULTURAL PRODUCTS SOLD (\$1,000)		
Total value of agricultural products sold	83	5,809
Value of crops including nursery and greenhouse	16	1,549
Value of livestock, poultry, and their products	45	4,259
VALUE OF SALES BY COMMODITY GROUP (\$1,000)		
Grains, oilseeds, dry beans, and dry peas	2	(D)
Tobacco	-	-
Cotton and cottonseed	-	-
Vegetables, melons, potatoes and sweet potatoes	1	(D)
Fruits, tree nuts, and berries	-	-
Nursery, greenhouse, floriculture, and sod	5	(D)
Cut Christmas trees and short rotation woody crops	-	-
Other crops and hay	9	143
Poultry and eggs	8	(D)
Cattle and calves	34	(D)
Milk and other dairy products from cows	-	-
Hogs and pigs	-	-
Sheep, goats, and their products	9	27
Horses, ponies, mules, burros, and donkeys	6	24
Aquaculture	-	-
Other animals and other animal products	-	-
TOP CROP ITEMS (acres)		
Forage - land used for all hay and haylage, grass silage, and greenchop	24	4,330
Wheat for grain, all	2	(D)
Barley for grain	2	(D)
Vegetables harvested for sale	1	(D)
Potatoes	1	(D)
TOP LIVESTOCK INVENTORY ITEMS (number)		
Cattle and calves	33	4,292
Sheep and lambs	11	493
Horses and ponies	48	470
Layers	8	336
Mules, burros, and donkeys	5	12

Operator Characteristics

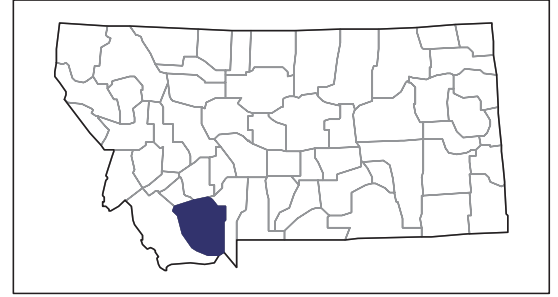
Item	Quantity
Primary occupation:	
Farming	41
Other	42
Days worked off farm:	
None	34
Any	49
Years on present farm:	
2 years or less	2
3 to 4 years	11
5 to 9 years	12
10 years or more	58
Age group:	
Under 45 years	9
45 to 64 years	44
65 years and over	30
Average age of principal operator (years)	60.2

Economic Characteristics

Item	Quantity
Farms by value of sales:	
Less than \$1,000	36
\$1,000 to \$2,499	6
\$2,500 to \$4,999	6
\$5,000 to \$9,999	3
\$10,000 to \$49,999	15
\$50,000 to \$99,999	8
\$100,000 to \$249,999	5
\$250,000 to \$499,999	1
\$500,000 or more	3
Total farm production expenses (\$1,000)	5,776
Average per farm (\$)	69,595
Net cash farm income of operation (\$1,000)	378
Average per farm (\$)	4,558
Value of agricultural products sold directly to individuals for human consumption (\$1,000)	9
Total organic product sales (\$1,000)	(D)
Total income from farm-related sources, gross before taxes and expenses (\$1,000)	261

See "Census of Agriculture, Volume 1, Geographic Area Series" for complete footnotes, explanations, definitions, and methodology.
(D) Cannot be disclosed. (Z) Less than half of the unit shown.

2007 CENSUS OF AGRICULTURE



Madison County – Montana

Farms with Spanish, Hispanic, or Latino Operators Compared with All Farms

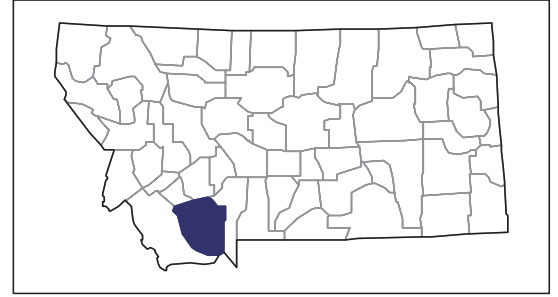
Data are not available at this geographic level for farms with Spanish, Hispanic, or Latino operators.



United States Department of Agriculture
National Agricultural Statistics Service

www.agcensus.usda.gov

2007 CENSUS OF AGRICULTURE



Madison County – Montana

Farms with American Indian or Alaska Native Operators Compared with All Farms

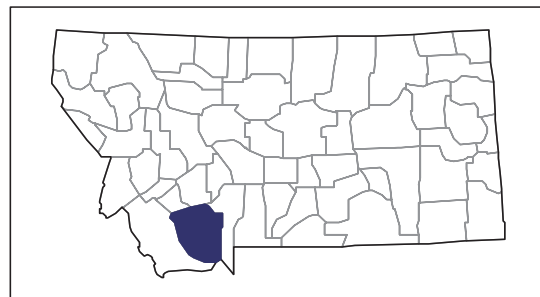
Data are not available at this geographic level for farms with American Indian or Alaska Native operators.



United States Department of Agriculture
National Agricultural Statistics Service

www.agcensus.usda.gov

2007 CENSUS OF AGRICULTURE



Madison County – Montana

**Farms with Asian Operators
Compared with All Farms**

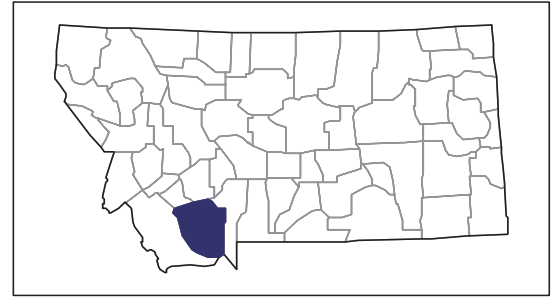
Data are not available at this geographic level for farms with Asian operators.



United States Department of Agriculture
National Agricultural Statistics Service

www.agcensus.usda.gov

2007 CENSUS OF AGRICULTURE



Madison County – Montana

Farms with Black or African American Operators Compared with All Farms

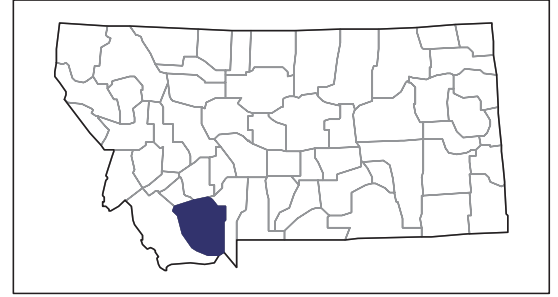
Data are not available at this geographic level for farms with Black or African American operators.



United States Department of Agriculture
National Agricultural Statistics Service

www.agcensus.usda.gov

2007 CENSUS OF AGRICULTURE



Madison County – Montana

Farms with Native Hawaiian or Other Pacific Islander Operators Compared with All Farms

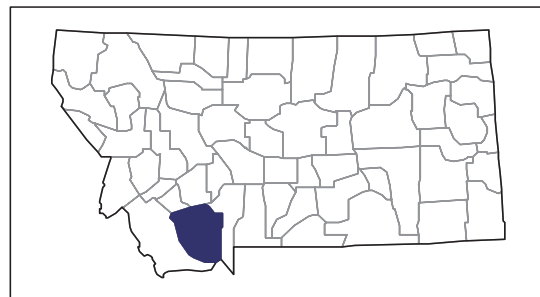
Data are not available at this geographic level for farms with Native Hawaiian or Other Pacific Islander operators.



United States Department of Agriculture
National Agricultural Statistics Service

www.agcensus.usda.gov

2007 CENSUS *OF* AGRICULTURE



Madison County – Montana

Farms with White Operators Compared with All Farms

Data are not available at this geographic level for farms with White operators.



United States Department of Agriculture
National Agricultural Statistics Service

www.agcensus.usda.gov

