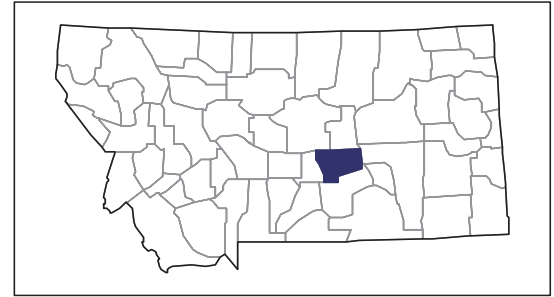


# 2007 CENSUS OF AGRICULTURE



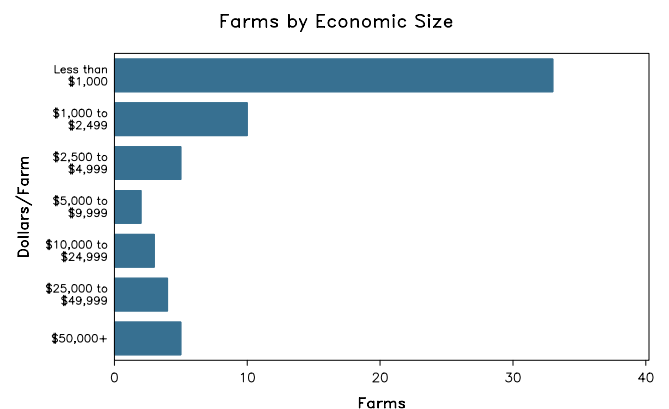
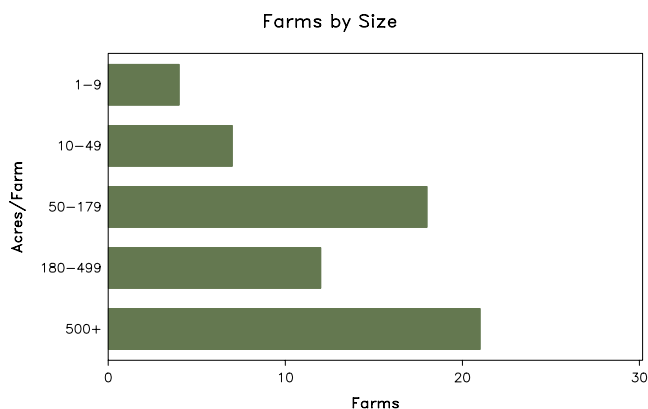
## Musselshell County – Montana

### Farms with Women Principal Operators Compared with All Farms

	Women Principal Operators	All Farms
<b>Number of Farms</b>	62	373
<b>Land in Farms</b>	102,570 acres	1,133,030 acres
<b>Average Size of Farm</b>	1,654 acres	3,038 acres
<b>Market Value of Products Sold</b>	\$1,351,000	\$23,560,000
Crop Sales	\$56,000	\$4,991,000
Livestock Sales	\$1,295,000	\$18,569,000
Average Per Farm	\$21,786	\$63,165
<b>Government Payments</b>	\$70,000	\$2,011,000
Average Per Farm Receiving Payments	\$6,995	\$17,796

See footnotes on reverse page.

### Farms with Women Principal Operators



# 2007 CENSUS OF AGRICULTURE

## Musselshell County – Montana Farms with Women Principal Operators

### Selected Highlights

Item	Farms	Quantity
<b>MARKET VALUE OF AGRICULTURAL PRODUCTS SOLD (\$1,000)</b>		
Total value of agricultural products sold	62	1,351
Value of crops including nursery and greenhouse	5	56
Value of livestock, poultry, and their products	27	1,295
<b>VALUE OF SALES BY COMMODITY GROUP (\$1,000)</b>		
Grains, oilseeds, dry beans, and dry peas	1	(D)
Tobacco	-	-
Cotton and cottonseed	-	-
Vegetables, melons, potatoes and sweet potatoes	-	-
Fruits, tree nuts, and berries	-	-
Nursery, greenhouse, floriculture, and sod	-	-
Cut Christmas trees and short rotation woody crops	-	-
Other crops and hay	4	(D)
Poultry and eggs	4	1
Cattle and calves	16	(D)
Milk and other dairy products from cows	-	-
Hogs and pigs	2	(D)
Sheep, goats, and their products	2	(D)
Horses, ponies, mules, burros, and donkeys	8	(D)
Aquaculture	-	-
Other animals and other animal products	2	(D)
<b>TOP CROP ITEMS (acres)</b>		
Forage - land used for all hay and haylage, grass silage, and greenchop	13	2,378
Oats for grain	1	(D)
<b>TOP LIVESTOCK INVENTORY ITEMS (number)</b>		
Cattle and calves	22	2,061
Sheep and lambs	2	(D)
Horses and ponies	29	376
Layers	7	73
Quail	1	(D)

### Operator Characteristics

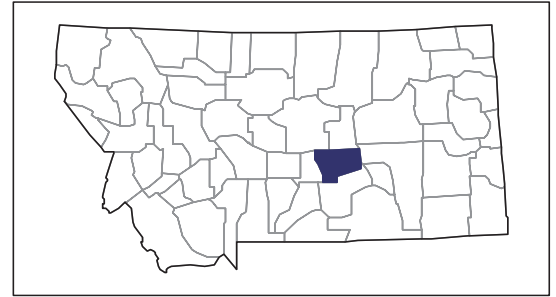
Item	Quantity
Primary occupation:	
Farming	29
Other	33
Days worked off farm:	
None	26
Any	36
Years on present farm:	
2 years or less	3
3 to 4 years	3
5 to 9 years	15
10 years or more	41
Age group:	
Under 45 years	3
45 to 64 years	30
65 years and over	29
Average age of principal operator (years)	61.9

### Economic Characteristics

Item	Quantity
Farms by value of sales:	
Less than \$1,000	36
\$1,000 to \$2,499	8
\$2,500 to \$4,999	5
\$5,000 to \$9,999	1
\$10,000 to \$49,999	7
\$50,000 to \$99,999	2
\$100,000 to \$249,999	1
\$250,000 to \$499,999	2
\$500,000 or more	-
Total farm production expenses (\$1,000)	1,543
Average per farm (\$)	24,885
Net cash farm income of operation (\$1,000)	-53
Average per farm (\$)	-861
Value of agricultural products sold directly to individuals for human consumption (\$1,000)	(D)
Total organic product sales (\$1,000)	-
Total income from farm-related sources, gross before taxes and expenses (\$1,000)	69

See "Census of Agriculture, Volume 1, Geographic Area Series" for complete footnotes, explanations, definitions, and methodology.  
(D) Cannot be disclosed. (Z) Less than half of the unit shown.

# 2007 CENSUS OF AGRICULTURE



## Musselshell County – Montana

### Farms with Spanish, Hispanic, or Latino Operators Compared with All Farms

Data are not available at this geographic level for farms with Spanish, Hispanic, or Latino operators.

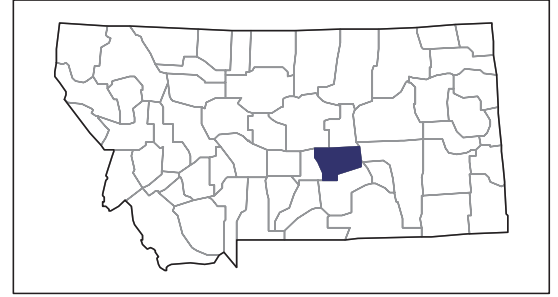


United States Department of Agriculture  
National Agricultural Statistics Service

[www.agcensus.usda.gov](http://www.agcensus.usda.gov)



# 2007 CENSUS OF AGRICULTURE



## Musselshell County – Montana

### Farms with American Indian or Alaska Native Operators Compared with All Farms

Data are not available at this geographic level for farms with American Indian or Alaska Native operators.

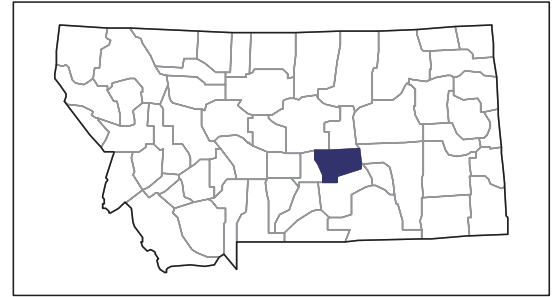


United States Department of Agriculture  
National Agricultural Statistics Service

[www.agcensus.usda.gov](http://www.agcensus.usda.gov)



# 2007 CENSUS OF AGRICULTURE



## Musselshell County – Montana

### Farms with Asian Operators Compared with All Farms

Data are not available at this geographic level for farms with Asian operators.



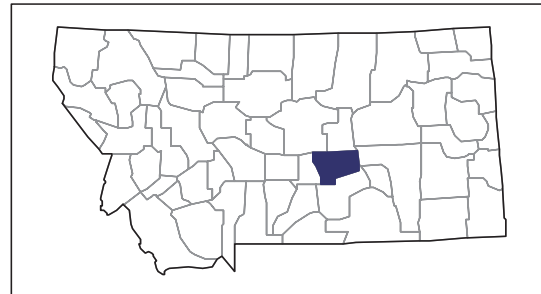
United States Department of Agriculture  
National Agricultural Statistics Service

[www.agcensus.usda.gov](http://www.agcensus.usda.gov)





# 2007 CENSUS OF AGRICULTURE



## Musselshell County – Montana

### Farms with Black or African American Operators Compared with All Farms

Data are not available at this geographic level for farms with Black or African American operators.

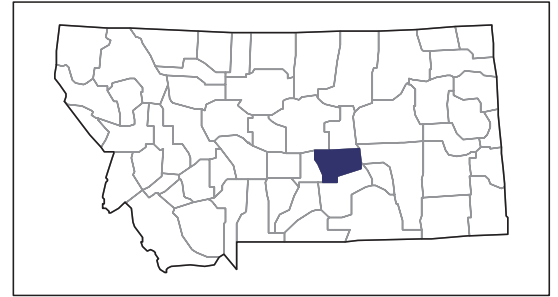


United States Department of Agriculture  
National Agricultural Statistics Service

[www.agcensus.usda.gov](http://www.agcensus.usda.gov)



# 2007 CENSUS OF AGRICULTURE



## Musselshell County – Montana

### Farms with Native Hawaiian or Other Pacific Islander Operators Compared with All Farms

Data are not available at this geographic level for farms with Native Hawaiian or Other Pacific Islander operators.

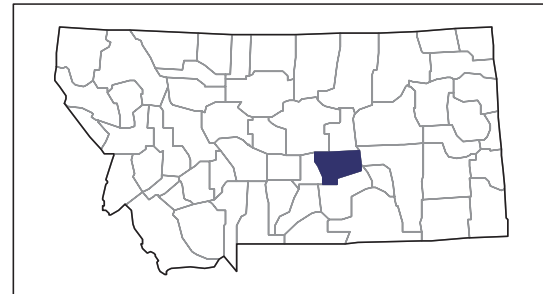


United States Department of Agriculture  
National Agricultural Statistics Service

[www.agcensus.usda.gov](http://www.agcensus.usda.gov)



# 2007 CENSUS *OF* AGRICULTURE



## Musselshell County – Montana

### Farms with White Operators Compared with All Farms

Data are not available at this geographic level for farms with White operators.



United States Department of Agriculture  
National Agricultural Statistics Service

[www.agcensus.usda.gov](http://www.agcensus.usda.gov)

