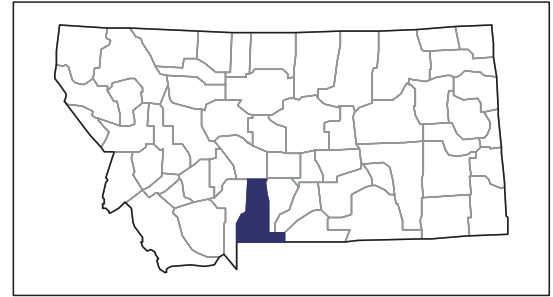


2007 CENSUS OF AGRICULTURE



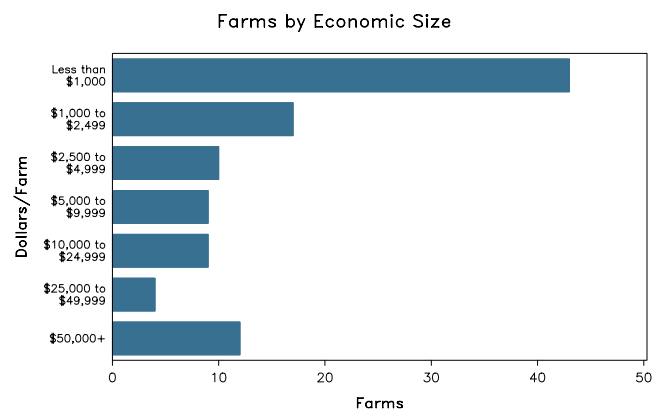
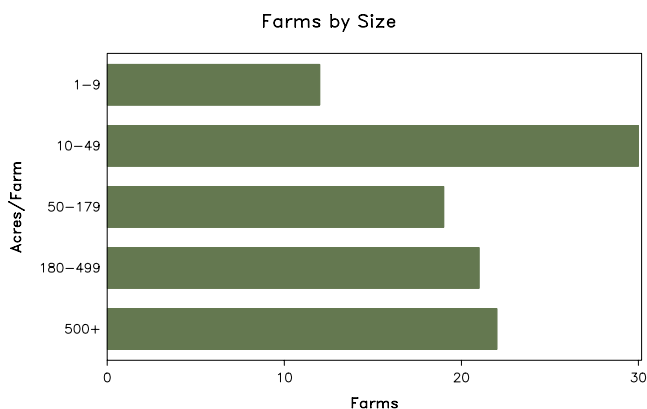
Park County – Montana

Farms with Women Principal Operators Compared with All Farms

	Women Principal Operators	All Farms
Number of Farms	104	535
Land in Farms	62,411 acres	762,753 acres
Average Size of Farm	600 acres	1,426 acres
Market Value of Products Sold	\$2,341,000	\$27,720,000
Crop Sales	\$460,000	\$7,530,000
Livestock Sales	\$1,880,000	\$20,190,000
Average Per Farm	\$22,505	\$51,814
Government Payments	\$76,000	\$726,000
Average Per Farm Receiving Payments	\$6,881	\$7,642

See footnotes on reverse page.

Farms with Women Principal Operators



2007 CENSUS OF AGRICULTURE

Park County – Montana Farms with Women Principal Operators

Selected Highlights

Item	Farms	Quantity
MARKET VALUE OF AGRICULTURAL PRODUCTS SOLD (\$1,000)		
Total value of agricultural products sold	104	2,341
Value of crops including nursery and greenhouse	28	460
Value of livestock, poultry, and their products	47	1,880
VALUE OF SALES BY COMMODITY GROUP (\$1,000)		
Grains, oilseeds, dry beans, and dry peas	4	(D)
Tobacco	-	-
Cotton and cottonseed	-	-
Vegetables, melons, potatoes and sweet potatoes	4	(D)
Fruits, tree nuts, and berries	-	-
Nursery, greenhouse, floriculture, and sod	4	323
Cut Christmas trees and short rotation woody crops	-	-
Other crops and hay	19	115
Poultry and eggs	10	17
Cattle and calves	27	(D)
Milk and other dairy products from cows	1	(D)
Hogs and pigs	4	(D)
Sheep, goats, and their products	8	5
Horses, ponies, mules, burros, and donkeys	19	133
Aquaculture	-	-
Other animals and other animal products	1	(D)
TOP CROP ITEMS (acres)		
Forage - land used for all hay and haylage, grass silage, and greenchop	28	3,356
Barley for grain	2	(D)
Wheat for grain, all	1	(D)
Oats for grain	1	(D)
Vegetables harvested for sale	4	3
TOP LIVESTOCK INVENTORY ITEMS (number)		
Cattle and calves	30	2,522
Horses and ponies	62	712
Layers	13	387
Llamas	17	139
Sheep and lambs	9	91

Operator Characteristics

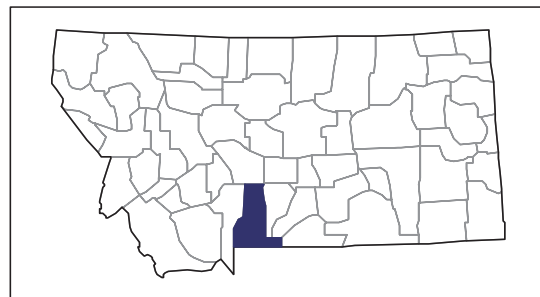
Item	Quantity
Primary occupation:	
Farming	48
Other	56
Days worked off farm:	
None	35
Any	69
Years on present farm:	
2 years or less	7
3 to 4 years	3
5 to 9 years	30
10 years or more	64
Age group:	
Under 45 years	16
45 to 64 years	54
65 years and over	34
Average age of principal operator (years)	59.0

Economic Characteristics

Item	Quantity
Farms by value of sales:	
Less than \$1,000	47
\$1,000 to \$2,499	14
\$2,500 to \$4,999	10
\$5,000 to \$9,999	9
\$10,000 to \$49,999	12
\$50,000 to \$99,999	6
\$100,000 to \$249,999	4
\$250,000 to \$499,999	1
\$500,000 or more	1
Total farm production expenses (\$1,000)	3,943
Average per farm (\$)	37,916
Net cash farm income of operation (\$1,000)	-1,212
Average per farm (\$)	-11,657
Value of agricultural products sold directly to individuals for human consumption (\$1,000)	9
Total organic product sales (\$1,000)	(D)
Total income from farm-related sources, gross before taxes and expenses (\$1,000)	315

See "Census of Agriculture, Volume 1, Geographic Area Series" for complete footnotes, explanations, definitions, and methodology.
(D) Cannot be disclosed. (Z) Less than half of the unit shown.

2007 CENSUS OF AGRICULTURE



Park County – Montana

Farms with Spanish, Hispanic, or Latino Operators Compared with All Farms

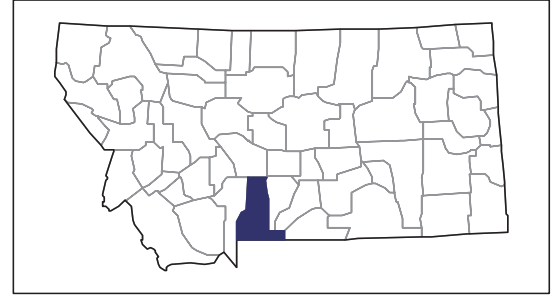
Data are not available at this geographic level for farms with Spanish, Hispanic, or Latino operators.



United States Department of Agriculture
National Agricultural Statistics Service

www.agcensus.usda.gov

2007 CENSUS OF AGRICULTURE



Park County – Montana

Farms with American Indian or Alaska Native Operators Compared with All Farms

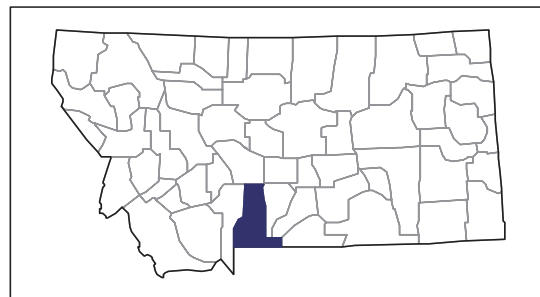
Data are not available at this geographic level for farms with American Indian or Alaska Native operators.



United States Department of Agriculture
National Agricultural Statistics Service

www.agcensus.usda.gov

2007 CENSUS OF AGRICULTURE



Park County – Montana

**Farms with Asian Operators
Compared with All Farms**

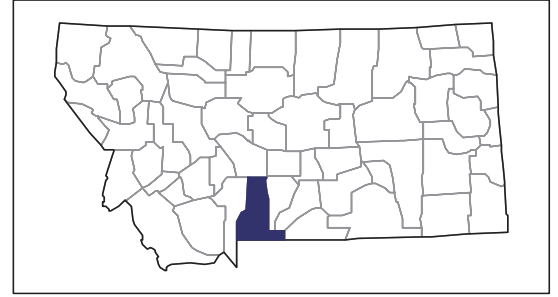
Data are not available at this geographic level for farms with Asian operators.



United States Department of Agriculture
National Agricultural Statistics Service

www.agcensus.usda.gov

2007 CENSUS OF AGRICULTURE



Park County – Montana

Farms with Black or African American Operators Compared with All Farms

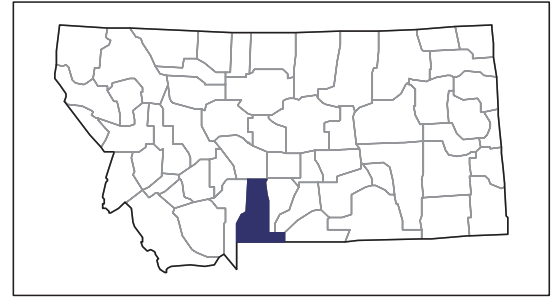
Data are not available at this geographic level for farms with Black or African American operators.



United States Department of Agriculture
National Agricultural Statistics Service

www.agcensus.usda.gov

2007 CENSUS OF AGRICULTURE



Park County – Montana

Farms with Native Hawaiian or Other Pacific Islander Operators Compared with All Farms

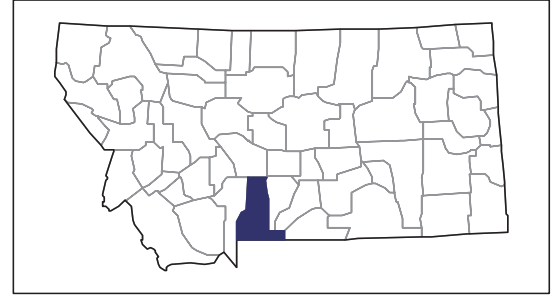
Data are not available at this geographic level for farms with Native Hawaiian or Other Pacific Islander operators.



United States Department of Agriculture
National Agricultural Statistics Service

www.agcensus.usda.gov

2007 CENSUS *OF* AGRICULTURE



Park County – Montana

Farms with White Operators Compared with All Farms

Data are not available at this geographic level for farms with White operators.



United States Department of Agriculture
National Agricultural Statistics Service

www.agcensus.usda.gov

